

THE HUMAN FREEDOM INDEX 2018

A GLOBAL MEASUREMENT OF PERSONAL, CIVIL,
AND ECONOMIC FREEDOM

IAN VÁSQUEZ AND TANJA PORČNIK



CATO
INSTITUTE

FRASER
INSTITUTE

Friedrich Naumann
STIFTUNG

FÜR DIE FREIHEIT

IEA THE INSTITUTE
OF ECONOMIC
ANALYSIS

VISIO
INSTITUT

FOREWORD BY FRED MCMAHON, PROJECT EDITOR

THE HUMAN FREEDOM INDEX 2018

A GLOBAL MEASUREMENT OF PERSONAL, CIVIL,
AND ECONOMIC FREEDOM

IAN VÁSQUEZ AND TANJA PORČNIK

CATO
INSTITUTE

FRASER
INSTITUTE

Friedrich Naumann
STIFTUNG

FÜR DIE FREIHEIT

IEA THE INSTITUTE
OF ECONOMIC
ANALYSIS

VISIO
INSTITUT

FOREWORD BY FRED MCMAHON, PROJECT EDITOR

Copyright © 2018 by the Cato Institute, the Fraser Institute, and the Friedrich Naumann Foundation for Freedom.
All rights reserved.

Print ISBN: 978-1-948647-44-1

Printed in the United States of America.
Cover design by Jon Meyers.

CATO INSTITUTE
1000 Massachusetts Ave., N.W.
Washington, D.C. 20001
United States of America
www.cato.org

FRASER INSTITUTE
4th Floor, 1770 Burrard Street
Vancouver BC,
Canada V6J 3G7
www.fraserinstitute.org

FRIEDRICH NAUMANN FOUNDATION FOR FREEDOM
Reinhardstr. 12
Berlin 10117
Germany
www.freiheit.org

TABLE OF CONTENTS

<i>Acknowledgments</i>	1
<i>Foreword</i>	3
Executive Summary	9
On Our Fourth Annual Report	13
Defining and Measuring Freedom	14
What the Index Measures	18
Findings.....	22
Conclusion: Toward a Better Appreciation of Freedom	31
Countries by Region	35
Country Profiles.....	51
Methodology and Sources	376
Notes	396
About the Authors	399
About the Copublishers.....	400

ACKNOWLEDGMENTS

We would like to thank a number of individuals and organizations that made this fourth edition of the *Human Freedom Index*—copublished by the Fraser Institute, the Liberales Institut at the Friedrich Naumann Foundation for Freedom, and the Cato Institute—possible.

Fred McMahon of the Fraser Institute continued to serve as an assiduous project editor. His work on the topic of freedom and his management of many of the scholarly seminars that led up to this publication played a key role in the creation of the index. We thank him for his collegiality, discipline, and valuable insights.

We are grateful also to Christine Frohn at the Liberales Institut for her support, and to her colleague Detmar Doering, former director at the Institut and an early and active champion of this project.

Our index builds on the work of the Fraser Institute's economic freedom project; thus, we owe a debt of gratitude to Michael Walker, the Institute's former executive director and initiator of that research program, and to the long-time authors of the annual *Economic Freedom of the World* report, James Gwartney, Robert Lawson, and Joshua Hall. All of them laid the ground work for this

report and generously contributed their time and advice to its creation.

Our colleague Andrei Illarionov was an enthusiastic and active proponent of this project, and his insights helped shape the content and structure of the index. We thank him for helping to initiate this research and for continuing to be a valuable source of input and advice.

Guillermina Sutter Schneider deserves special thanks for providing research assistance and, with Luis Ahumada, greatly improving the process and quality of the production. Thanks also to Erin Partin, who provided analytical assistance, and to Lindsay Donofrio, Cato's director of editorial production, for ably shepherding the index to publication.

Finally, we would like to acknowledge the generous contribution of the Lotte & John Hecht Memorial Foundation for supporting this project and the sponsors of—and numerous scholars who participated in—the seminars out of which this index arose: the first, in Atlanta, sponsored by Liberty Fund; three in Potsdam, sponsored by the Liberales Institut; and one in Washington, D.C., sponsored by the Cato Institute.

—*Ian Vásquez and Tanja Porčnik*

FOREWORD

Last year I began this foreword with the sentence “Freedom seems to be under attack in major nations around the world.” Sadly, little has changed this year, and not for the better. The list of nations where freedom remains under attack is long.

An old danger is reviving—dictatorial regimes that promote repression outside their borders and strive to impose their model of despotism internationally. Since the rise of free peoples, the menace of authoritarian imperialism has never quite disappeared, but it has not been seen on such a concerted basis since the fall of the Soviet Union.

Aspiring authoritarian rulers in nations such as Poland, Hungary, and the Philippines may have little interest in imposing their despotic vision of “good governance” outside their borders—but the real evangelists of authoritarianism are emerging elsewhere.¹ It’s a bit like cancer—all cancer is bad, but metastasizing cancer can be lethal.

Venezuela was the first post–Cold War combatant out of the gate. Beginning in 1999, Hugo Chávez strove to impose repressive “Bolivarian socialism” on his neighbors, supporting left-wing parties and assisting and arming guerilla groups. He tried to propagate his imaginary utopia even further by buying influence with subsidized oil in Latin America, the Caribbean, and even the United States.²

The collapse of Venezuela and the extraordinary hardships and hunger its people now suffer have pretty much shelved Venezuelan ideological imperialism, but other forms of ideological imperialism remain dangerous.

A new version of Russia’s “great-game” imperialism has charged forth over the past decade or so, roughly the second half of Vladimir Putin’s time in power. The regime has used military displays and threats against its neighbors. It has resorted to outright force to attack Georgia and Ukraine and to support Bashar Hafez al-Assad’s murderous regime in Syria. Through dirty tech-tricks, it has attempted to undermine democracy and freedom in dozens of nations, including the United States.

But with the exception of dirty tricks and its brutal intervention in Syria, Russia’s reach extends little beyond its neighborhood, and Putin has been unable to snuff out

remnants of Russian freedom, including elements of a courageous democratic opposition. He still worries about elections and even faced setbacks in recent regional contests.³

Russia also suffers from a deeply troubled economy, as well as horrid demographic and health trends. Russian weakness leaves it little more than a god of mischief in the pantheon of powers. Such tricksters are found in virtually all mythologies—perhaps the most famous being Loki of Norse mythology, known from Marvel’s popular Thor films. These gods can create great horrors and tragedies but are limited in their scope.⁴

Another power is a far greater threat to freedom—and that is China. The Chinese Communist Party has grown increasingly despotic and imperialistic in recent years; it brutally enforces its model of totalitarianism at home and seeks to spread it globally. It employs a nasty array of military aggression, intimidation, imprisonment, and execution of opponents domestically, with increasingly blatant use of those tools against external opponents. Its economic clout is used to bribe, corrupt, intimidate, and indebt nations around the world.

The range of China’s efforts to suppress freedom domestically and internationally is breathtaking, so only a sampling is in order here. Actions that are generally known include its anti-Taiwan activity, its militarization of the South China Sea in an attempt to gain a chokehold on the world’s most important trade corridors, its intellectual property theft, its vast increases in military power and spending, its global propaganda, and, most horrifying, its brutal suppression of Muslim Uighurs. Yet the extent of China’s malicious threats and activities is little understood.

- The militarization of the South China Sea could be a prelude to much worse as China’s armed power grows; supreme leader-for-life Xi Jinping and top officials have ordered the military to “prepare for war” in the South China Sea.⁵ China threatens the freedom of nations in the region and the economic freedom of the world by attempting to control the world’s most important trade route.
- Religious persecution is endemic.⁶

- China has moved from anti-Taiwan rhetoric to open threats of invasion, supported by boasts of its military strength and ability to overwhelm Taiwan's defenses quickly and brutally.⁷ Given free rein, it would end freedom in Taiwan violently, killing hundreds of thousands of people now living good, happy, and free lives.
- Chinese money corruptly flows to politicians in democratic states and to autocrats to buy favor and promote China's vision of repression as a successful model for the world.⁸
 - » For example, Chinese money was likely behind the billions embezzled by former Malaysian Prime Minister Najib Razak.⁹
- The Chinese Communist Party subverts media freedom internationally by attacking Chinese-language media globally, both through economic means and by threats against family members still in China. Chinese media in Australia, New Zealand, and Canada are prime but not exclusive targets, with many other nations, including those in Europe, also in the crosshairs.¹⁰
 - » For example, China went so far as to arrest the wife of Chinese-American reporter Xiaoping Chen when she was passing through an airport in southern China. "But honestly, I never thought they would kidnap my wife," Mr. Chen told the media.¹¹
- China attacks both Chinese and non-Chinese opponents abroad in attempts to stifle free discussion, again with Australia and New Zealand as prime and proximal targets, but with such activity occurring in far-distant Canada and other nations as well.¹²
 - » China's appalling attack on Hong Kong booksellers, whose crime was selling material critical of the regime, violated Hong Kong's Basic Law—effectively its constitution—and the sovereignty of Thailand, the United Kingdom, and Sweden. (The booksellers were kidnapped in Thailand and Hong Kong; one held British and another, Swedish citizenship.)¹³
- China's "road and belt" and infrastructure projects are used not just to extend its economic and trading influence but to create debt traps that give China unprecedented power in these nations, including

the ability to build forward military installations in places like Sri Lanka that ultimately threaten the sovereignty of free nations.

- Chinese companies control 76 ports in 35 countries.¹⁴
- Lest anyone think China's ambitions are limited to just most of the world, it has declared itself a "near-Arctic power." It is dramatically increasing Arctic-able military resources and is using many of its most powerful tools to create debt traps in and increase its influence over nations that actually border the Arctic.¹⁵
- The extent of the suppression of Muslim Uighurs is unknown because journalists are effectively excluded from the region they inhabit, but perhaps a million people have been interned in prison-like conditions in an often brutal reeducation program.¹⁶ At least so far, no evidence of mass extermination has emerged, though executions appear plentiful.

The reach and bluntness of the regime's anti-freedom stance are evident in what it bans:

"Five No's" 五不搞¹⁷

1. No multiparty democracy
2. No ideological pluralism
3. No separation of powers and bicameral legislature
4. No federalism
5. No privatization

"Seven Don't Speaks" (七不讲)¹⁸ (Not even to be discussed)

1. Universal values
2. Freedom of the news media
3. Civil society
4. Civil rights
5. Historical errors of the Chinese Communist Party
6. Crony capitalism
7. Judicial independence

Even many an old Soviet or fascist state would have had problems with some items on those lists, albeit with a good measure of hypocrisy.

Nor would any of those old repressive states be able to employ the hyper-Orwellian tools China is developing. In

China, it is not just the TV and neighbors watching you, as in 1984, but a horde of digital cameras everywhere, armed with increasingly sophisticated facial recognition tools to observe and punish anything the regime doesn't like done.¹⁹ Not only is paper mail checked, but also e-information and e-communications are strictly policed. Millions of people in China are employed to monitor the internet.²⁰

On top of this, the regime layers another hyper-Orwellian tool complete with an Orwellian name, the innocent-sounding social credit system, meant to be fully operational in a little over a year. This system aims to monitor every aspect of an individual's life and to punish anything, no matter how minor, the regime doesn't like and to reward anything it does like through the subtraction or addition of social credit points.²¹

The social credit system will be used to determine whether a person gets a job, is able to travel, is awarded a promotion, or can get credit, and even where individuals and their families can live—just about all aspects of personal life and freedom. The Chinese Communist Party envisions a population totally policed, from waking to sleeping, in all aspects of activity.

The regime is reaching deep into the “private” sector in China. Even foreign firms, along with Chinese state and private companies, are required to establish powerful communist committees that exercise great authority in all aspects of corporate activity and report back to the communist leadership on everything. Chinese law requires companies “to support, co-operate with and collaborate in national intelligence work.”²²

The repression and paranoia of the Communist regime and of Xi in particular reach ridiculous proportions. When a photo of Xi and his expansive belly was compared to Winnie-the-Pooh, all references to the Pooh Bear were banned in China. After Xi had term limits removed so that he could become leader for life, just like Mao, the following terms and phrases were banned from the internet: I don't agree; migration; emigration; reelection; election term; constitution amendment; constitution rules; proclaiming oneself an emperor; and, of course, again with emphasis, Winnie-the-Pooh.²³

A large part of the Chinese Communist Party's repressive imperialism is based on its claim to represent ethnic Chinese wherever they live and to be the true source of

Chinese culture and aspirations, as represented in Xi's “Chinese dream.” But this ethnically based and racist claim is bogus.

Wherever people of Chinese descent have been free to choose, they have rejected a China-like authoritarian system, just as people everywhere whenever they are free. As noted, the banned terms include “migration” and “emigration,” suggesting the government knows that many Chinese in China reject the regime's claims.

This rejection is clearly true for Chinese outside China. Taiwan shrugged off an often-brutal dictatorship and grows ever stronger in freedom and democracy. Taiwan is now in the top 10 of the *Human Freedom Index*; it was 43rd in 2008.

Thousands demonstrate in Hong Kong for freedom and vote for independence-minded candidates who want nothing to do with mainland totalitarianism. This opposition has led to growing mainland interference, which is undermining freedom. Hong Kong has fallen from the freest jurisdiction in the world in 2014 to the third freest in 2016 (the year for which the most recent data are available) and is likely to fall further. Its score started to decline in 2013.

Even the majority-Chinese and autocratic Singapore boasts immensely higher levels of personal and economic freedom than China, ranking 25th in 2016 in the freedom index, compared with 135th for China. China is the outlier in freedom, and by a huge margin, against all other majority-Chinese jurisdictions. Xi's “Chinese dream” of totalitarianism is thoroughly rejected by ethnic Chinese whenever their voices can be heard.

REASONS FOR HOPE?

The noted political philosopher Samuel Huntington famously saw that freedom arrives in waves.²⁴ Each wave includes more free nations than the preceding one, and then the waves recede and the number of free nations declines, but by fewer than in the previous trough.

Here is a thought as to why. Each wave's momentum builds as people see the success of free nations and crave that success for their own. But not all newly free nations meet people's sometimes-extreme expectations even when freedom results in improvements in income, education, and health—as it has in, for example, Hungary and Poland.

Freedom requires hard work and does not create overnight miracles. It takes time for once-repressed nations

to reach the success of free nations. Crucial institutions of freedom have often failed to evolve, the results disappoint, greedy elites and ideologues step into the gap, and power-hungry leaders claim to know a better way.

But these claims turn into false promises. Even time, sacrifice, and hard work leave people only worse off in autocratic states, usually far worse off. And then perhaps the desire for freedom begins to build again, and the understanding of the work, patience, and institutions required for freedom increases. This, I suggest, is why the crest and even the trough of each wave are higher than the crest and trough of the preceding wave.

Venezuela may be an object lesson. Its promise of a Bolivarian socialist heaven morphed into a nightmare for the people of Venezuela, who would quickly throw off their fetters were it not for the men with guns on the street. Venezuela's international appeal has disappeared except for a few deluded ideological diehards.

Russia's time too may be coming. Its economy is fragile and its demographic profile is going in the wrong direction. Stirrings of discontent are growing, and international backlash is increasing.

Perhaps this is where China's current path will lead. Its economy appears to be increasingly brittle and unbalanced and its demographics are horrible. Any economic setback will undermine its claim to global and ethnic Chinese leadership. Global blowback and restrictions on China and Chinese companies are rising.²⁵

It is worth noting that China's economy grew strongly not in its time of maximum repression under Mao, but in the time of relative liberalization that followed.

Even the muted trend to liberalism reversed in 2013, when Communist autocrats chose Xi Jinping as their leader. From 2013 to 2016, China's score on the *Human Freedom Index* deteriorated. Hong Kong's decline in freedom since 2013 hardly appears to be a coincidence.

THE ARGUMENT FOR FREEDOM

Freedom advocates promote two fundamental lines of argument for freedom. The first is that individuals have the intrinsic right to make their own choices. This is essentially an argument from the idea of Natural Law. The second is that freedom produces better economic and social results than repression does. This is an empirically demonstrated reality.

If China remains on its current authoritarian path, it will be a test of the second proposition and thus of China's ability to propagate imperialist repression globally. The past and the present suggest that the second freedom proposition will hold. As shown in this publication, freedom is associated with many positive outcomes and lack of freedom, with worse lives for people.

So if China's and other nations' authoritarian regimes produce failures and disillusionment, as authoritarian regimes do in the long run, another freedom wave may wash ashore. But time scales here are measured in decades, not years.

That is a key reason this publication is so important. It provides crucial and objective information on the state and evolution of freedom globally. My compliments to authors Ian Vásquez and Tanja Porčnik.

—Fred McMahon, *Fraser Institute*

NOTES

1. I leave aside the Middle East, which would require a lengthy discussion of its own. While the region suffers from attempts to impose forms of religious orthodoxy on neighbors, it is not as much a contest between free and unfree regimes, and the battles are largely regional, though with global consequences in the form of refugees and terrorism.

2. Rebekah Kebede, "Venezuela Brings Free Heating Oil to Poor in NY," Reuters, December 14, 2007, <https://www.reuters.com/article/citgo-energy-bronx-assistance/>

[venezuela-brings-free-heating-oil-to-poor-in-ny-idUSN1425588920071214](https://www.reuters.com/article/USN1425588920071214).

3. Polina Nikolskaya and Andrew Osborn, "Fury over Pension Changes Hurts Putin Allies in Russian Regional Elections," Reuters, September 10, 2018, <https://www.reuters.com/article/us-russia-politics/fury-over-pension-changes-hurts-putin-allies-in-russian-regional-elections-idUSKCN1LQ1L6>.

4. While Russia's limited ability to propagate its regime through economic, political, or conventional military power leaves it a regional problem, its nuclear arsenal is a global threat. But, as in the old cold war, that arsenal is not very useful to propagate Russia's regime since its use would likely lead to the destruction of the user.
5. Kristin Huang, "'Prepare for War,' Xi Jinping Tells Military Region That Monitors South China Sea, Taiwan," *South China Morning Post*, October 26, 2018, <https://www.scmp.com/news/china/military/article/2170452/prepare-war-xi-jinping-tells-military-region-monitors-south>.
6. Olivia Enos, "Growing Religious Persecution in China a Symptom of Xi's Consolidation of Power," *Forbes*, March 28, 2018, <https://www.forbes.com/sites/oliviaenos/2018/03/28/growing-religious-persecution-in-china-a-symptom-of-xis-consolidation-of-power/#853160e3b8c8>.
7. Tanner Greer, "Argument: Taiwan Can Win a War with China—Beijing Boasts It Can Seize the Island Easily. The PLA Knows Better," *Foreign Policy*, September 25, 2018, <https://foreignpolicy.com/2018/09/25/taiwan-can-win-a-war-with-china/>; Ian Easton, "Would China Really Invade Taiwan?," *Buzz* (blog), National Interest, July 19, 2018, <https://nationalinterest.org/blog/buzz/would-china-really-invade-taiwan-26196>; Laurence Chung, "Is Taiwan Warming to Mainland China as Beijing Turns Up the Heat?," *South China Morning Post*, July 22, 2018, <https://www.scmp.com/week-asia/politics/article/2156238/taiwan-warming-mainland-china-beijing-turns-heat>.
8. Clive Hamilton, *Silent Invasion: China's Influence in Australia* (Melbourne, Australia: Hardie Grant Books, 2018).
9. Karishma Vaswani, "Corruption, Money and Malaysia's Election," BBC, May 11, 2018, <https://www.bbc.com/news/business-44078549>.
10. Emily Feng, "China and the World: How Beijing Spreads the Message," *Financial Times*, July 12, 2018, <https://www.ft.com/content/f5d00a86-3296-11e8-b5bf-23cb17fd1498>; Massimo Introvigne, "'The Magic Weapon': How China Tries to Control Information Abroad," *Bitter Winter*, September 4, 2018, <https://bitterwinter.org/china-tries-to-control-information-abroad/>; Didi Kirsten Tatlow, "China Reaches into the Heart of Europe," *New York Times*, January 25, 2018, <https://www.nytimes.com/2018/01/25/opinion/china-germany-tech-manufacturing.html>; Catherine Wong, "New Zealand Investigates Claims of Chinese Link to Break-Ins at Academic's Office and Home," *South China Morning Post*, February 20, 2018, <https://www.scmp.com/news/china/diplomacy-defence/article/2133969/new-zealand-investigates-claims-chinese-link-break-ins>.
11. Feng, "China and the World: How Beijing Spreads the Message."
12. Feng, "China and the World: How Beijing Spreads the Message."
13. Alex W. Palmer, "The Case of Hong Kong's Missing Booksellers," *New York Times Magazine*, April 3, 2018, <https://www.nytimes.com/2018/04/03/magazine/the-case-of-hong-kongs-missing-booksellers.html>.
14. Jamie Seidel, "Island Grabbing: China Almost Has Australia Surrounded," *Sunshine Coast Daily* (Queensland), September 25, 2018, <https://www.sunshinecoastdaily.com.au/news/china-almost-has-australia-surrounded-but-its-debt/3533300/>.
15. Rebecca Pincus and Walter A. Berbrick, "Gray Zones in a Blue Arctic: Grappling with China's Growing Influence," *War on the Rocks*, Texas National Security Network, University of Texas, October 24, 2018, <https://warontherocks.com/2018/10/gray-zones-in-a-blue-arctic-grappling-with-chinas-growing-influence/>.
16. Michael Clarke, "China's Hidden Totalitarianism: Under Xi Jinping, China Is Seeking to Control Not Just the Bodies, but Also the Minds of Its Inhabitants," *National Interest*, August 29, 2018, <https://nationalinterest.org/feature/chinas-hidden-totalitarianism-29992>.
17. Geremie R. Barmé and Jeremy Goldkorn, *China Story Yearbook 2013: Civilising China* (Canberra: The Australian National University, 2013), https://www.thechinastory.org/wp-content/uploads/2013/10/csy2013_F03_counting.pdf.
18. David Bandurski, "Control, on the Shores of China's Dream," *China Media Project*, May 22, 2013, <http://chinamediaproject.org/2013/05/22/positive-energy-for-press-control/>.
19. While CCTV cameras are becoming ubiquitous, people in nations with high levels of personal freedom are at least protected by a free press, independent judicial systems, and other institutions of freedom. But even in such places, the threat to freedom is real.

20. Kerry Allen, "China Censorship after Xi Jinping Presidency Extension Proposal," *BBC Monitoring*, February 26, 2018, <https://www.bbc.com/news/world-asia-china-43198404>.
21. Samantha Hoffman, "Managing the State: Social Credit, Surveillance and the CCP's Plan for China," *China Brief* 17, no. 11 (August 17, 2017), <https://jamestown.org/program/managing-the-state-social-credit-surveillance-and-the-ccps-plan-for-china/>.
22. Steven Chase and Robert Fife, "U.S. Senators Urge Trudeau to Block Huawei from 5G," *Globe and Mail*, October 12, 2018, <https://www.theglobeandmail.com/politics/article-us-senators-urge-trudeau-to-block-huawei-from-5g/>.
23. Allen, "China Censorship after Xi Jinping Presidency Extension Proposal."
24. Huntington's analysis was specifically about democracy, but the same analysis applies to the rise and retreat of the number of nations whose citizens benefit from freedom. Samuel P. Huntington, "Democracy's Third Wave," *Journal of Democracy* 2, no. 2 (Spring 1991): 12–34, <https://www.ned.org/docs/Samuel-P-Huntington-Democracy-Third-Wave.pdf>.
25. Kerry Brown, "How China Is Losing the World: China's Over-Reach Risks Creating a Wellspring of Resistance to Its Global Ambitions," *Diplomat*, September 25, 2018, <https://thediplomat.com/2018/09/how-china-is-losing-the-world/>; Kristin Huang and Sarah Zheng, "Americans Say Taiwan Is the Least of Their Worries about China," *South China Morning Post*, August 29, 2018, <https://www.scmp.com/news/china/diplomacy-defence/article/2161734/americans-say-taiwan-least-their-worries-about-china>.

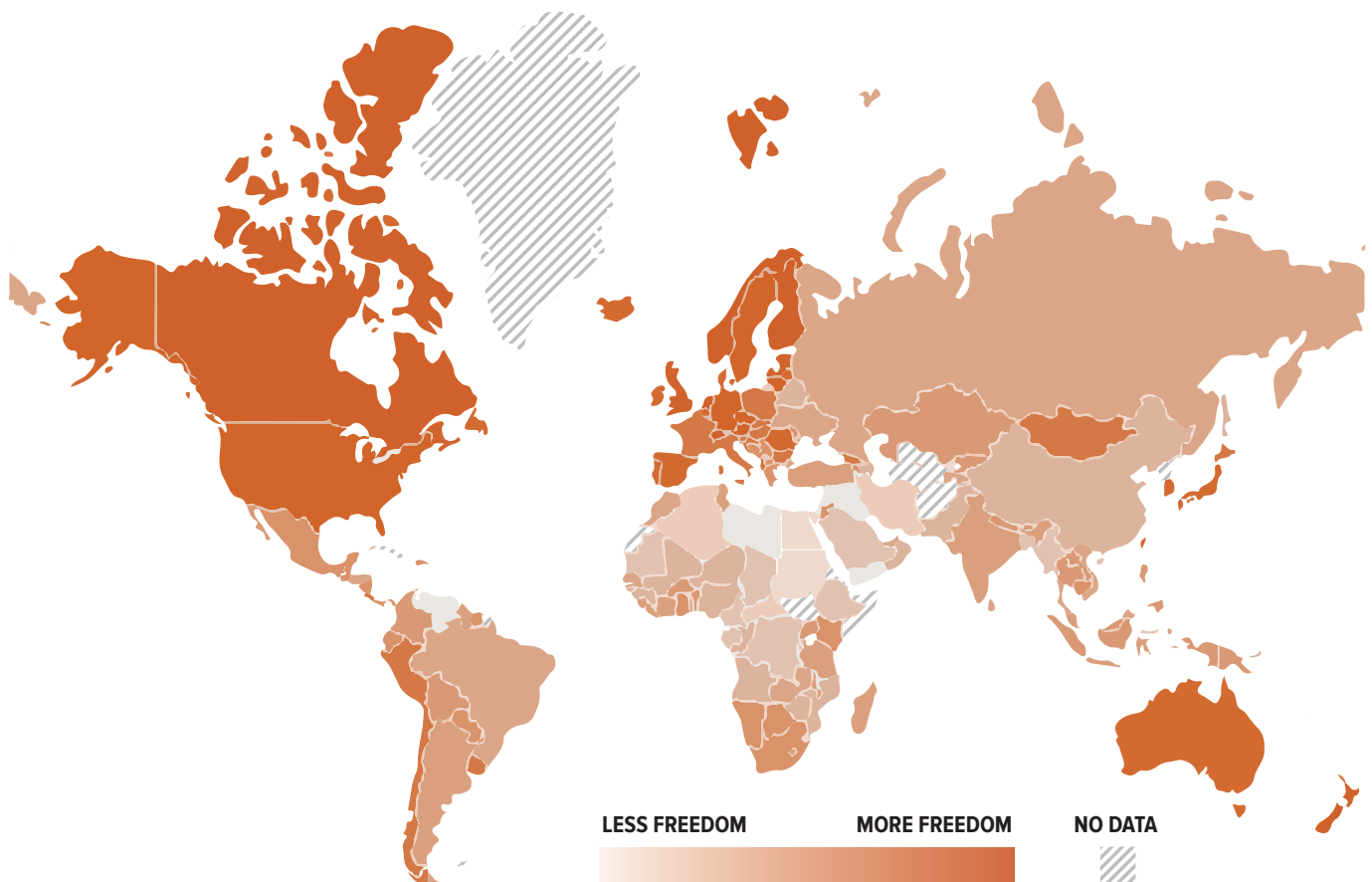
EXECUTIVE SUMMARY

The *Human Freedom Index* (HFI) presents a broad measure of human freedom, understood as the absence of coercive constraint. This fourth annual index uses 79 distinct indicators of personal and economic freedom in the following areas:

- Rule of Law
- Security and Safety
- Movement
- Religion
- Association, Assembly, and Civil Society
- Expression and Information
- Identity and Relationships
- Size of Government
- Legal System and Property Rights
- Access to Sound Money
- Freedom to Trade Internationally
- Regulation of Credit, Labor, and Business

The HFI is the most comprehensive freedom index so far created for a globally meaningful set of countries. The HFI covers 162 countries for 2016, the most recent year for which sufficient data are available, and it includes three countries—Belarus, Iraq, and Sudan—that were added this year. The index ranks countries beginning in 2008, the earliest year for which a robust enough index could be produced.

On a scale of 0 to 10, where 10 represents more freedom, the average human freedom rating for 162 countries in 2016 was 6.89. Among countries included in this year's and last year's report, the level of freedom decreased slightly (-0.01) compared with 2015, with 63 countries increasing their ratings and 87 decreasing. Since 2008, the level of global freedom has also decreased slightly (-0.06), with 56 countries in the index increasing their ratings and 81 decreasing.



The jurisdictions that took the top 10 places, in order, were New Zealand, Switzerland, Hong Kong, Australia, Canada, the Netherlands and Denmark (tied in 6th place), Ireland and the United Kingdom (tied in 8th place), and Finland, Norway, and Taiwan (tied in 10th place). Selected countries rank as follows: Germany (13), the United States and Sweden (17), Republic of Korea (27), Japan (31), France and Chile (32), Italy (34), South Africa (63), Mexico (75), Kenya (82), Indonesia (85), Argentina and Turkey (tied in 107th place), India and Malaysia (tied in 110th place), United Arab Emirates (117), Russia (119), Nigeria (132), China (135), Pakistan (140), Zimbabwe (143), Saudi Arabia (146), Iran (153), Egypt (156), Iraq (159), Venezuela (161), and Syria (162).

Out of 10 regions, the highest levels of freedom are in North America (Canada and the United States), Western Europe, and Oceania. The lowest levels are in the Middle East and North Africa, sub-Saharan Africa,

and South Asia. Women-specific freedoms, as measured by seven indicators in the index, are strongest in North America, Western Europe, and Eastern Europe and are least protected in the Middle East and North Africa, sub-Saharan Africa, and South Asia.

Countries in the top quartile of freedom enjoy a significantly higher average per capita income (\$39,249) than those in other quartiles; the average per capita income in the least-free quartile is \$12,026.

The HFI also finds a strong relationship between human freedom and democracy. Hong Kong is an outlier in this regard.

The findings in the HFI suggest that freedom plays an important role in human well-being, and they offer opportunities for further research into the complex ways in which freedom influences, and can be influenced by, political regimes, economic development, and the whole range of indicators of human well-being.

The Human Freedom Index

Rank	Freedom Rank Change (2015–16)	Country	Personal Freedom	Economic Freedom	Human Freedom	Freedom Score Change (2015–16)
1	0	New Zealand	9.28	8.49	8.89	▲ 0.01
2	▲ 1	Switzerland	9.19	8.39	8.79	▼ 0.03
3	▼ 1	Hong Kong	8.58	8.97	8.78	▼ 0.08
4	▲ 1	Australia	9.18	7.98	8.58	▼ 0.03
5	▲ 5	Canada	9.15	7.98	8.57	▲ 0.05
6	▲ 1	Netherlands	9.40	7.71	8.55	▲ 0.01
6	▲ 2	Denmark	9.33	7.77	8.55	0.00
8	▼ 4	Ireland	8.94	8.07	8.50	▼ 0.14
8	▲ 1	United Kingdom	9.00	8.00	8.50	▼ 0.03
10	▼ 4	Finland	9.29	7.65	8.47	▼ 0.09
10	0	Norway	9.34	7.60	8.47	▼ 0.05
10	▲ 7	Taiwan	9.04	7.89	8.47	▲ 0.06
13	0	Germany	9.24	7.69	8.46	▼ 0.02
14	▲ 2	Estonia	9.01	7.86	8.44	▼ 0.01
15	▼ 2	Luxembourg	9.26	7.60	8.43	▼ 0.06
16	▼ 4	Austria	9.25	7.58	8.41	▼ 0.10
17	▲ 1	United States	8.75	8.03	8.39	▲ 0.01
17	▼ 4	Sweden	9.33	7.44	8.39	▼ 0.10
19	▼ 1	Malta	8.98	7.73	8.35	▼ 0.03
20	0	Lithuania	8.82	7.86	8.34	▼ 0.01
21	▲ 3	Czech Republic	9.03	7.56	8.29	▲ 0.03

The Human Freedom Index *Continued*

Rank	Freedom Rank Change (2015–16)	Country	Personal Freedom	Economic Freedom	Human Freedom	Freedom Score Change (2015–16)
22	0	Portugal	9.04	7.51	8.28	▼ 0.02
23	0	Latvia	8.85	7.64	8.25	▼ 0.02
24	▲ 2	Romania	8.65	7.69	8.17	▼ 0.04
25	0	Singapore	7.48	8.84	8.16	▼ 0.07
25	▲ 3	Spain	8.76	7.56	8.16	▼ 0.02
27	▼ 6	Belgium	8.99	7.32	8.15	▼ 0.15
27	0	Iceland	9.08	7.22	8.15	▼ 0.05
27	▲ 3	Korea, Republic of	8.77	7.53	8.15	▼ 0.03
30	▼ 2	Cyprus	8.51	7.71	8.11	▼ 0.07
31	0	Japan	8.73	7.47	8.10	▲ 0.02
32	▲ 3	France	8.77	7.25	8.01	0.00
32	0	Chile	8.22	7.80	8.01	▼ 0.02
34	0	Italy	8.69	7.27	7.98	▼ 0.03
35	▼ 2	Slovenia	8.82	7.05	7.94	▼ 0.08
36	▲ 1	Slovak Republic	8.54	7.30	7.92	0.00
37	▲ 1	Mauritius	7.72	8.01	7.86	▼ 0.04
37	▲ 2	Costa Rica	8.17	7.55	7.86	▼ 0.02
39	▼ 3	Poland	8.35	7.27	7.81	▼ 0.18
40	▼ 1	Georgia	7.58	8.02	7.80	▼ 0.08
41	0	Bulgaria	8.16	7.41	7.78	▼ 0.04
42	▼ 1	Hungary	8.26	7.22	7.74	▼ 0.08
43	▲ 1	Uruguay	8.30	7.16	7.73	▼ 0.04
44	▼ 1	Croatia	8.46	6.96	7.71	▼ 0.07
45	0	Mongolia	8.00	7.40	7.70	▼ 0.01
46	▲ 1	Panama	7.72	7.58	7.65	▲ 0.01
47	▲ 1	Peru	7.72	7.43	7.58	▼ 0.04
48	▲ 1	Albania	7.60	7.54	7.57	▲ 0.01
49	▼ 3	Israel	7.54	7.49	7.52	▼ 0.13
50	▲ 2	Bahamas	7.45	7.34	7.40	▼ 0.03
51	▲ 2	Serbia	7.85	6.85	7.35	▼ 0.02
52	▲ 2	Montenegro	7.63	7.04	7.34	▼ 0.03
53	▼ 2	Cape Verde	7.99	6.68	7.33	▼ 0.18
54	▼ 4	Seychelles	7.37	7.23	7.30	▼ 0.24
55	▲ 3	Fiji	7.79	6.79	7.29	▲ 0.03
56	▼ 1	Macedonia	7.41	7.13	7.27	▼ 0.04
57	▲ 6	Armenia	6.91	7.57	7.24	▲ 0.01
57	▲ 10	Ghana	7.87	6.60	7.24	▲ 0.12
59	▼ 4	Bosnia and Herzegovina	7.86	6.60	7.23	▼ 0.09
60	▲ 2	Jamaica	7.27	7.18	7.22	▼ 0.02
61	▼ 3	Cambodia	7.24	7.17	7.20	▼ 0.05
61	▼ 3	Greece	7.95	6.46	7.20	▼ 0.06
63	▼ 5	South Africa	7.70	6.65	7.17	▼ 0.08
64	▲ 5	Botswana	6.88	7.43	7.15	▲ 0.08
64	▲ 9	Belize	7.43	6.86	7.15	▲ 0.19
66	▲ 2	Guatemala	6.55	7.64	7.09	▼ 0.02
67	▼ 10	Suriname	7.79	6.36	7.07	▼ 0.23
67	▼ 3	Barbados	7.71	6.43	7.07	▼ 0.09
69	▼ 4	Dominican Republic	6.94	7.18	7.06	▼ 0.07
70	▼ 5	El Salvador	6.92	7.15	7.03	▼ 0.10
71	▼ 1	Rwanda	6.47	7.48	6.97	▼ 0.08
72	▲ 1	Paraguay	6.97	6.95	6.96	▲ 0.01
73	▼ 2	Philippines	6.50	7.34	6.92	▼ 0.13

The Human Freedom Index *Continued*

Rank	Freedom Rank Change (2015–16)	Country	Personal Freedom	Economic Freedom	Human Freedom	Freedom Score Change (2015–16)
74	▼ 2	Namibia	7.39	6.40	6.90	▼ 0.07
75	▲ 7	Nicaragua	6.43	7.27	6.85	▲ 0.04
75	▲ 5	Moldova	7.06	6.64	6.85	▲ 0.01
75	▲ 2	Jordan	6.24	7.46	6.85	▼ 0.03
75	▲ 10	Bahrain	6.14	7.56	6.85	▲ 0.10
75	0	Mexico	6.80	6.90	6.85	▼ 0.05
75	▲ 2	Haiti	7.18	6.51	6.85	▼ 0.03
81	▲ 3	Trinidad and Tobago	6.92	6.73	6.83	▲ 0.07
82	▲ 7	Kenya	6.45	7.20	6.82	▲ 0.11
83	▼ 7	Bhutan	6.60	7.02	6.81	▼ 0.08
83	0	Ecuador	7.55	6.06	6.81	▲ 0.03
85	▲ 5	Indonesia	6.38	7.16	6.77	▲ 0.06
85	▲ 5	Uganda	6.13	7.41	6.77	▲ 0.06
87	▼ 1	Colombia	7.02	6.50	6.76	▲ 0.03
88	▲ 4	Burkina Faso	7.46	6.05	6.75	▲ 0.05
88	▲ 6	Papua New Guinea	7.25	6.25	6.75	▲ 0.07
90	▼ 10	Kazakhstan	6.38	7.11	6.74	▼ 0.10
90	▲ 4	Benin	7.50	5.98	6.74	▲ 0.06
92	▼ 13	Honduras	6.39	7.06	6.72	▼ 0.15
92	▼ 6	Nepal	6.91	6.53	6.72	0.00
92	0	Bolivia	7.21	6.23	6.72	▲ 0.02
95	▲ 7	Lebanon	6.43	6.99	6.71	▲ 0.15
96	▼ 10	Guyana	7.04	6.31	6.68	▼ 0.06
97	▲ 2	Malawi	7.45	5.86	6.65	▲ 0.04
98	▼ 1	Thailand	6.40	6.85	6.62	0.00
99	▲ 6	Kyrgyz Republic	6.25	6.93	6.59	▲ 0.08
100	▲ 1	Lesotho	6.69	6.38	6.53	▼ 0.05
100	▲ 11	Côte d'Ivoire	7.06	6.00	6.53	▲ 0.09
102	0	Tanzania	6.13	6.92	6.52	▼ 0.03
103	▼ 3	Madagascar	6.84	6.19	6.51	▼ 0.09
103	▲ 2	Qatar	5.53	7.49	6.51	0.00
105	▲ 2	Senegal	6.77	6.22	6.50	0.00
106	▼ 8	Liberia	6.40	6.56	6.48	▼ 0.14
107	0	Argentina	8.10	4.84	6.47	▼ 0.03
107	▼ 11	Turkey	6.09	6.84	6.47	▼ 0.19
109	▲ 1	Tunisia	6.58	6.29	6.43	▼ 0.03
110	▲ 4	India	6.20	6.63	6.41	▲ 0.01
110	▼ 8	Malaysia	5.90	6.92	6.41	▼ 0.15
112	▼ 3	Sierra Leone	7.04	5.75	6.40	▼ 0.08
113	▼ 2	Laos	5.86	6.91	6.39	▼ 0.06
114	▲ 14	Timor-Leste	6.19	6.55	6.37	▲ 0.26
115	0	Gambia, The	5.30	7.34	6.32	▼ 0.02
116	▼ 3	Zambia	6.01	6.61	6.31	▼ 0.13
117	0	United Arab Emirates	5.07	7.50	6.29	▲ 0.01
118	▲ 16	Ukraine	6.59	5.98	6.28	▲ 0.44
119	▲ 3	Togo	6.73	5.82	6.27	▲ 0.08
119	▲ 5	Russia	5.71	6.83	6.27	▲ 0.10
119	▼ 3	Sri Lanka	6.04	6.49	6.27	▼ 0.07
122	▼ 5	Swaziland	6.02	6.46	6.24	▼ 0.04
123	▼ 4	Brazil	6.67	5.75	6.21	▼ 0.02
124	▲ 2	Vietnam	5.97	6.42	6.19	▲ 0.04
124	▲ 5	Kuwait	5.63	6.75	6.19	▲ 0.17

The Human Freedom Index *Continued*

Rank	Freedom Rank Change (2015–16)	Country	Personal Freedom	Economic Freedom	Human Freedom	Freedom Score Change (2015–16)
124	▼ 4	Tajikistan	5.65	6.72	6.19	▼ 0.02
127	▼ 3	Morocco	5.99	6.37	6.18	▲ 0.01
128	N/A	Belarus	6.06	6.23	6.14	N/A
129	▼ 2	Oman	5.51	6.76	6.13	▲ 0.02
130	▲ 1	Azerbaijan	5.68	6.49	6.08	▲ 0.12
130	▼ 8	Mozambique	6.66	5.50	6.08	▼ 0.13
132	▼ 2	Nigeria	5.82	6.32	6.07	▲ 0.06
133	▼ 13	Guinea-Bissau	6.86	5.25	6.05	▼ 0.15
134	▼ 2	Mali	6.06	5.80	5.93	▲ 0.03
135	▼ 2	China	5.35	6.46	5.91	▲ 0.02
136	▼ 2	Congo, Republic of	6.78	5.02	5.90	▲ 0.06
137	▲ 2	Niger	5.71	6.01	5.86	▲ 0.19
138	▼ 2	Bangladesh	5.30	6.30	5.80	▼ 0.01
138	0	Brunei Darussalam	4.66	6.93	5.80	▲ 0.11
140	▲ 1	Pakistan	5.32	6.00	5.66	▲ 0.05
141	▼ 1	Guinea	5.37	5.93	5.65	0.00
142	▼ 5	Angola	6.11	5.17	5.64	▼ 0.15
143	▼ 1	Zimbabwe	5.17	6.06	5.62	▲ 0.03
144	▼ 1	Gabon	5.32	5.84	5.58	▲ 0.03
144	0	Cameroon	5.33	5.82	5.58	▲ 0.12
146	▲ 3	Saudi Arabia	4.44	6.52	5.48	▲ 0.16
147	▼ 1	Chad	5.51	5.44	5.47	▲ 0.04
147	0	Mauritania	4.99	5.96	5.47	▲ 0.10
149	▼ 4	Myanmar	5.46	5.42	5.44	▼ 0.01
150	▼ 2	Ethiopia	5.06	5.73	5.40	▲ 0.04
151	▼ 1	Congo, Dem. Rep. of	4.95	5.67	5.31	▲ 0.01
152	▼ 1	Central African Republic	5.47	5.11	5.29	▲ 0.16
153	▲ 1	Iran	4.53	6.03	5.28	▲ 0.34
154	▼ 1	Burundi	4.41	5.92	5.17	▲ 0.11
155	▼ 3	Algeria	5.28	4.99	5.14	▲ 0.05
156	▼ 1	Egypt	3.89	5.72	4.81	0.00
157	N/A	Sudan	4.25	5.36	4.80	N/A
158	▼ 2	Libya	3.88	4.74	4.31	▼ 0.12
159	N/A	Iraq	3.12	5.40	4.26	N/A
160	▼ 2	Yemen, Republic of	2.17	6.34	4.25	▲ 0.05
161	▼ 4	Venezuela	5.52	2.88	4.20	▼ 0.04
162	▼ 3	Syria	2.51	5.02	3.77	▼ 0.14

ON OUR FOURTH ANNUAL REPORT

This fourth annual report presents a broad measure of human freedom around the world. It builds on a multiyear program of research and discussions held in Europe and North America involving scholars from many disciplines and countries. It uses, adapts, and evolves the methodologies that emerged from the decades-long work of the Fraser Institute to define and measure economic freedom with the *Economic Freedom of the World* index.¹ The

economic freedom project has demonstrated the power of such measurement to increase understanding about the concept of freedom and its contribution to human well-being.

A central purpose of this report is to paint a broad but reasonably accurate picture of the extent of overall freedom in the world. A larger purpose is to more carefully explore what we mean by freedom and to better understand its relationship to any number of other social and economic phenomena. This research could also

“The contest between liberty and power has been ongoing for millennia.”

help us more objectively observe the ways in which various freedoms—be they economic or civil, for example—interact with one another. We hope that this index will become a resource for scholars, policymakers, and interested laypersons alike and that its value will increase as it is annually updated, thus allowing us to observe numerous relationships through time.

The *Human Freedom Index* casts a wide net in an attempt to capture as broad a set of freedoms as could be clearly identified and measured. Some freedoms that could be clearly identified, such as the freedom to use drugs, could not be included because internationally comparable data could not be found. In other cases, data and clarity could be achieved for too few countries to satisfy the goal of making a global index.

That said, we and the authors of the other preliminary papers and indexes that have contributed to the creation of this index² recognize that the global characterization of the state of human freedom published here is a work in progress. It is published with satisfaction but also with humility. We believe that we have constructed a *Human Freedom Index* that provides a solid foundation for the ensuing work of refinement and recalibration in the face of new data sources and new understanding as time passes. In that spirit, we welcome feedback, which may be appropriate in further consideration of the data found in the index and published in this volume.

DEFINING AND MEASURING FREEDOM

The contest between liberty and power has been ongoing for millennia. For just as long, it has inspired competing conceptions of freedom. Plato and Hobbes, for example, thought that extensive or absolutist rule over society was compatible with their definition of freedom because in their view it would prevent society from descending into violence or chaos, which they considered more detrimental to freedom than a powerful state. Others, such as the 6th-century BCE Chinese philosopher Lao-tzu and the 16th-century Spanish scholas-

tics, expressed and developed ideas consistent with the view of the father of modern political philosophy, John Locke, that freedom implies that an individual not “be subject to the arbitrary Will of another, but freely follow his own.”³

This index follows that latter tradition, which in the past several hundred years has shaped the modern liberal world. Freedom in our usage is a social concept that recognizes the dignity of individuals and is defined by the absence of coercive constraint.⁴ (That contrasts with a mechanistic concept whereby anything that limits a person’s ability to do what they want—be it a natural, physical barrier or another person who happens to be standing in their way—is considered an infringement on their freedom.) Freedom thus implies that individuals have the right to lead their lives as they wish as long as they respect the equal rights of others.

Isaiah Berlin best elucidated this notion of freedom, commonly known as negative liberty.⁵ In the simplest terms, negative liberty means noninterference by others. Berlin contrasts that type of liberty with positive liberty, which requires the removal of constraints that impede one’s personal improvement or the fulfillment of his potential as the individual understands it. When positive liberty, however, is imposed by others, it undermines negative liberty because individuals naturally have conflicting views on whether and how to achieve self-improvement. As in the case of the totalitarian systems of the 20th century, this discrepancy allows rulers to ignore the wishes of people and commit torture and other atrocities in the name of some higher form of freedom. Berlin further warned, as did F. A. Hayek, against the common tendency to call other good things—think of income or housing, for example—“freedom,” because this merely causes confusion.⁶

Negative liberty “comes in only one flavor—the lack of constraint imposed on the individual,”⁷ whereas positive freedom is far more likely to mean different things to different people and thus cannot be measured indepen-

dent of the goals that conflicting ideologies or groups might identify with freedom.

This index is thus an attempt to measure the extent to which the negative rights of individuals are respected in the countries observed. By negative rights, we mean freedom from interference—predominantly by government—in people’s right to choose to do, say, or think anything they want, provided that it does not infringe on the rights of others to do likewise. These rights protect freedoms such as freedom of religion, freedom of speech, freedom of assembly, sexual freedom, economic freedom, and so on. Some of the rights that individuals legitimately claim depend partially or wholly on action by government to be realized. The right to personal security is the most important, but security in one’s property rights and the rule of law also require government action.

While aspects of liberty associated with democracy and political freedom—freedom of speech, assembly, and public demonstration—are included in this index, democracy or political freedom is not. Political freedom is important, but it does not mean democracy alone or unrestrained democracy. It is ideally some combination of the division of power, limited government, decentralization, and structural characteristics designed to control the powers of the majority. For example, countries such as Canada and the United States have democratic elections and constitutional constraint as well as separation of powers and decentralization. The United Kingdom has checks and balances and other limits on power, but it has no written constitution. The issue of how political freedom can best be determined and which of its forms is most consistent with personal, economic, and civil freedom is a major area of ongoing research. This report does not address that topic directly. However, it is hoped that the data provided here will assist researchers as they seek to determine the political structure most consistent with political freedom and the sustainability of personal, economic, and civil freedom. In that spirit, we look at the relationship between human free-

dom and democracy in the final section of this report.⁸

We use the following criteria to select data for the index: the data come from credible external sources and, for the sake of objectivity, are not generated by us; the index is transparent on methodology and sources; and the report covers as large a number of countries over as long a time period as is possible given the data available. As previously noted, we generally measure official restrictions on freedom, although some measures capture social or nonofficial violations of liberty (e.g., violence or conflict measures).

This index fills a gap in the literature by examining overall freedom, including economic and other human freedoms. Existing economic freedom indexes examine only the former, of course. Similarly, other surveys of freedom focus on subsets of freedom that exclude economic freedom. Yet all these freedoms are crucial. In fact, early systemic writings on freedom in the Enlightenment often focused on economic liberalism, or what we would identify with economic freedom, as an intrinsic part of overall freedom. This index thus for the first time develops a broad measure of human freedom rather than select aspects of it. We combine economic freedom measures from the *Economic Freedom of the World* index with measures of what we call personal freedoms. Our definition of economic freedom is that of James Gwartney, Robert Lawson, and Walter Block: “Individuals have economic freedom when property they acquire without the use of force, fraud, or theft is protected from physical invasions by others and they are free to use, exchange, or give their property as long as their actions do not violate the identical rights of others.” Economic freedom thus exists when there is voluntary exchange, competition, personal choice, and protection of persons and their property.

One of the biggest challenges in constructing any index is the organization and weighting of the variables. Our guiding principle is that the structure should be simple and transparent. All the data that we use in the index

“Freedom in our usage is a social concept that recognizes the **dignity of individuals.**”

“**Economic freedom** is not just inherently valuable, it also **empowers individuals** to exercise other freedoms.”

are available and their organization clearly presented. This means that other researchers may restructure the index to their own preferences. We believe the structure and weighting we have chosen (after long discussions with our advisory group), if not perfect for everyone, makes sense and is consistent with the literature on freedom.¹⁰

The economic freedom subindex receives half the weight in the overall index, while safety and security and other personal freedoms that make up the personal freedom subindex receive the remaining weight. We weigh economic and all personal freedoms in our index equally for two reasons. First, economic activities arguably predominate in the everyday lives of most people as they seek, at a minimum, to survive and to otherwise improve their welfare. Thus, the strong weighting for economic freedom reflects this consideration about how we live our lives. Second, economic freedom decreases the dependence of individuals on government or other potential forces in society that would restrict liberty or attempt to centralize power. As such, economic freedom is not just inherently valuable; it empowers individuals to exercise other freedoms. Thus, the weighting reflects how economic freedom interacts with other freedoms. This point is illustrated by a remark of F. A. Hayek’s: “A complete monopoly of employment . . . would possess unlimited powers of coercion. As Leon Trotsky discovered: ‘In a country where the sole employer is the state, opposition means death by slow starvation. The old principle, who does not work shall not eat, has been replaced by a new one: who does not obey shall not eat.’”¹¹

That is an extreme case, but it illustrates the broader point that where economic freedom is limited, the government or powerful cliques possess great control over where you work, how much you are paid, whether you are able to find employment in the formal economy (with many attendant benefits), whether you get a promotion, where you live (and whether you are subsidized), what kind of job you have, whether you are able to adequately

feed and clothe your family, and so on. In the absence of economic freedom, the powers-that-be have many tools of coercion to block other freedoms. These tools of coercion fade as people gain the power to make their own economic decisions.

We therefore equally weigh economic freedom because of its central importance in daily life and because it enables other freedoms. This weighting, like any weighting in any index, will not be perfect, but we believe it is a good approximation of how people live their lives and of the relation between economic and other freedoms.

We use 2016 as the latest year in our index because it is the most recent year for which sufficient data are available. For the personal freedom subindex, we use 37 variables covering 141 countries for the year 2008. The index covers an increasing number of countries for subsequent years. For the year 2016, we use 37 variables covering 162 countries. In selecting the countries, we limited ourselves to those that are presented in the *Economic Freedom of the World* report. In selecting time periods, we use 2008 as the earliest year for which we are able to produce a robust enough index (many indexes of civil or other liberties are relatively new for a large number of countries).

In the personal freedom index, we have two equally weighted parts. The first is legal protection and security, made up of Rule of Law and Security and Safety. The other half of the personal freedom index is made up of specific personal freedoms: Movement; Religion; Association, Assembly, and Civil Society; Expression and Information; and Identity and Relationships.

This, too, we believe, provides an advance over other freedom indexes, which fail to account for the interaction between the rule of law and security on the one hand and specific freedoms on the other. Without the rule of law and security, specific freedoms cannot, in a practical sense, be lived out. The rule of law and security are essential to provide reasonable assurance that life is protected. Security and safety are fundamental for survival and for

Table 1. Structure of the Human Freedom Index**PERSONAL FREEDOM****1. LEGAL PROTECTION AND SECURITY**

- A. Rule of Law
 - i. Procedural Justice
 - ii. Civil Justice
 - iii. Criminal Justice

B. Security and Safety

- i. Homicide
- ii. Disappearances, Conflicts, and Terrorism
 - a. Disappearances
 - b. Violent Conflicts
 - c. Organized Conflicts
 - d. Terrorism Fatalities
 - e. Terrorism Injuries
- iii. Women's Security and Safety
 - a. Female Genital Mutilation
 - b. Missing Women
 - c. Inheritance Rights
 - Widows
 - Daughters

2. SPECIFIC PERSONAL FREEDOMS**A. Movement**

- i. Domestic Movement
- ii. Foreign Movement
- iii. Women's Movement

B. Religion

- i. Establishing and Operating Religious Organizations
- ii. Harassment and Physical Hostilities
- iii. Legal and Regulatory Restrictions

C. Association, Assembly, and Civil Society

- i. Association
- ii. Assembly
- iii. Establishing and Operating Political Parties
- iv. Establishing and Operating Professional Organizations
- v. Establishing and Operating Educational, Sporting, and Cultural Organizations

D. Expression and Information

- i. Press Killed
- ii. Press Jailed
- iii. Laws and Regulations That Influence Media Content
- iv. Political Pressures and Controls on Media Content
- v. Access to Cable/Satellite
- vi. Access to Foreign Newspapers
- vii. State Control over Internet Access

E. Identity and Relationships

- i. Legal Gender
- ii. Parental Rights
 - a. In Marriage
 - b. After Divorce
- iii. Same-Sex Relationships
 - a. Male-to-Male Relationships
 - b. Female-to-Female Relationships
- iv. Divorce

ECONOMIC FREEDOM**A. Size of Government**

- i. Government Consumption
- ii. Transfers and Subsidies
- iii. Government Enterprises and Investments
- iv. Top Marginal Tax Rate
 - a. Top Marginal Income Tax Rate
 - b. Top Marginal Income and Payroll Tax Rate

B. Legal System and Property Rights

- i. Judicial Independence
- ii. Impartial Courts
- iii. Protection of Property Rights
- iv. Military Interference in Rule of Law and Politics
- v. Integrity of the Legal System
- vi. Legal Enforcement of Contracts
- vii. Regulatory Restrictions on the Sale of Real Property
- viii. Reliability of Police
- ix. Business Costs of Crime

C. Sound Money

- i. Money Growth
- ii. Standard Deviation of Inflation
- iii. Inflation: Most Recent Year
- iv. Freedom to Own Foreign Currency Bank Account

D. Freedom to Trade Internationally

- i. Tariffs
 - a. Revenue from Trade Taxes (% of trade sector)
 - b. Mean Tariff Rate
 - c. Standard Deviation of Tariff Rates
- ii. Regulatory Trade Barriers
 - a. Nontariff Trade Barriers
 - b. Compliance Costs of Importing and Exporting
- iii. Black-Market Exchange Rates
- iv. Controls of the Movement of Capital and People
 - a. Foreign Ownership/Investment Restrictions
 - b. Capital Controls
 - c. Freedom of Foreigners to Visit

E. Regulation

- i. Credit Market Regulations
 - a. Ownership of Banks
 - b. Private-Sector Credit
 - c. Interest Rate Controls/Negative Real Interest Rates
- ii. Labor Market Regulations
 - a. Hiring Regulations and Minimum Wage
 - b. Hiring and Firing Regulations
 - c. Centralized Collective Bargaining
 - d. Hours Regulations
 - e. Mandated Cost of Worker Dismissal
 - f. Conscriptation
- iii. Business Regulations
 - a. Administrative Requirements
 - b. Bureaucracy Costs
 - c. Starting a Business
 - d. Extra Payments/Bribes/Favoritism
 - e. Licensing Restrictions
 - f. Cost of Tax Compliance

Note: Legal System and Property Rights ratings in economic freedom are adjusted to reflect inequalities in the legal treatment of women. For the adjustment factor, see Chapter 2 in James Gwartney et al., *Economic Freedom of the World: 2017 Annual Report* (Vancouver: Fraser Institute, 2017) and Rosemarie Fike, "Adjusting for Gender Disparity in Economic Freedom and Why It Matters," in Gwartney et al., *Economic Freedom of the World: 2017 Annual Report*.

“Without security or the rule of law, liberty is degraded or even meaningless.”

the exercise of a vast array of freedoms. The rule of law, by providing predictable order and reducing arbitrary conduct by the authorities, further facilitates an environment in which freedoms are safeguarded. Without security or the rule of law, liberty is degraded or even meaningless. The most famous expression of this is perhaps found in Locke, who conceptualized the rule of law and security as a unified bundle, just as we do:

The end of law is not to abolish or restrain, but to preserve and enlarge freedom: for in all the states of created beings capable of laws, “where there is no law, there is no freedom;” for liberty is to be free from restraint and violence from others; which cannot be where there is not law: but freedom is not, as we are told, “a liberty for every man to do what he lists:” (for who could be free, when every other man’s humour might domineer over him?) but a liberty to dispose, and order as he lists, his person, actions, possessions, and his whole property, within the allowance of those laws under which he is, and therein not to be subject to the arbitrary will of another, but freely follow his own.¹²

A security state may increase or appear to increase some aspects of safety, but it would curtail freedoms by empowering the state to violate rights. Thus, legal security and specific personal freedoms are both necessary conditions for high levels of personal freedom. We believe the equal weighting provides a reasonable approximation of this interaction.

The index is derived from a total of 79 distinct indicators (37 from the personal freedom subindex and 42 from the economic freedom subindex) covering 162 countries. (Table 1 outlines the categories and the components in each category of the personal freedom and economic freedom subindexes.) Each indicator is rated on a 0–10 scale, with 10 represent-

ing the most freedom. We average the main components in each category to produce a rating for each of the categories. To produce a final rating on the personal freedom subindex, we average the Rule of Law and the Security and Safety categories and average that rating with the average of the remaining categories in the subindex. In the economic freedom subindex, we have five equally weighted parts: Size of Government, Legal System and Property Rights, Sound Money, Freedom to Trade Internationally, and Regulation. To produce the *Human Freedom Index*, we average the final country ratings of the economic and personal freedom subindexes.

WHAT THE INDEX MEASURES

The HFI measures economic freedoms such as the freedom to trade or to use sound money, and it captures the degree to which people are free to enjoy the major freedoms often referred to as civil liberties—freedom of speech, religion, association, and assembly—in the countries in the survey. In addition, it includes indicators on rule of law, crime and violence, freedom of movement, and legal discrimination against same-sex relationships. We also include nine variables pertaining to women-specific freedoms that are found in various categories of the index.

We would have liked to have included other important indicators, such as those quantifying drug and alcohol prohibition, but we found no reliable data sources that conformed to our methodological principles. What follows is a brief description and justification of the data we use in the personal freedom subindex, as well as a summary of the economic freedom indicators that make up the rest of the *Human Freedom Index*.

Rule of Law

The rule of law is an essential condition of freedom that protects the individual from coercion by others. John Locke’s emphasis on the importance of law in securing and enlarging freedom, cited previously, is an early formulation of that concept. A society ruled

“by law, not men” implies that laws apply to everybody, including the authorities; that they be publicly known and understood; and that they limit the arbitrary decisions of rulers. To further increase the scope of individual freedom and reduce potential rule by personal will, Hayek proposed that laws be general and abstract; that is, that they be ignorant of particular cases and “not single out any particular persons or group of persons.”¹³ The stated attributes also provide a social order that allows people to more easily pursue their individual ends. Individual freedom is therefore dependent on the rule of law, a broad concept that encompasses due process, equal treatment under the law, accountability of government officials, and notions of fairness, predictability, and justice.

We use indicators from the World Justice Project’s *Rule of Law Index* that are consistent with our definition of freedom.¹⁴ For the countries not included in the WJP index, we derive the Rule of Law ratings by regressing the WJP measures we constructed with the rule of law measures from the World Bank’s Worldwide Governance Indicators.

It should be noted that the *Economic Freedom of the World* index includes nine components in the area of “Legal System and Property Rights” that seek to measure “how effectively the protective functions of government are performed.” Thus, the rule of law measures included in the personal freedom subindex add to those in the economic freedom subindex.

The first component rates what we have termed procedural justice. It is composed of the average of three indicators measuring “the right to life and security” of a person; “due process of law and rights of the accused”; and “freedom from arbitrary interference with privacy.” The first of those indicators refers to violations by the police or government when conducting an arrest or a search, for example. The second indicator refers to such issues as the extent to which police or the authorities respect the presumption of innocence, arrest people on genuine and formally declared charges, treat suspects humanely in custody, provide the

accused full access to evidence, and the like. The third indicator refers to such violations as governments wiretapping private communications without judicial authorization.

The second component rates civil justice on such issues as whether it is free of discrimination, corruption, and improper government influence. It also measures the extent to which alternative dispute resolution mechanisms are accessible, impartial, and effective. The third component measures the criminal justice system on such issues as its impartiality, its level of corruption, and the degree to which improper government influence is present.

By including the Rule of Law category, the index more fully captures the extent to which people are exposed to abuse by the authorities, and therefore it provides a measure of whether and by how much one is “subject to another man’s will,”¹⁶ to use Hayek’s expression. The indicators we use not only rate the degree to which the rule of law may be undermined; they also measure negative rights. Like safety and security, explained next, the rule of law concept included here significantly expands the scope of freedom by limiting coercion from a diversity of potential sources, including the most powerful entities or individuals in society, thus encouraging other freedoms to flourish.

Security and Safety

The rights to life and to safety from physical aggression have long been recognized as fundamental to liberty. Violence of any kind, except in self-defense or in the administration of justice, reduces personal freedom and, in the case of violence that results in death, eliminates it altogether. In societies with low levels of personal safety and physical security from harm, it is difficult to exercise other freedoms, or even to survive. Like the rule of law, security and safety are thus important in safeguarding overall freedom. (Indeed, the provision of domestic and national security is a service that most classical liberals consider a proper function of government.) Unlike the Rule of Law category, which concerns rules that seek to reduce coercion, the Security and

“The rule of law is an essential condition of freedom that **protects the individual** from coercion by others.”

“Governments that restrict people’s movement greatly limit the scope of overall liberty.”

Safety category measures actual crimes committed. It attempts to measure the degree to which people who have not violated the equal rights of others are physically assaulted, kidnapped, or killed, or their physical integrity or safety is otherwise violated. Because security is necessary to fully exercise the whole array of freedoms, we give this category equal weight to the Rule of Law category, and both together are weighed equally with the rest of the personal freedom index.

Whether perpetrated by ordinary criminals, governments, organized gangs, political groups, or individuals following tradition, crime and physical transgressions reduce personal freedom in any society. The first component measures the homicide rate. Here we ignore optimal-level-of-crime considerations or, as with the Rule of Law category, any account of the use of public resources to provide a public good intended to enhance freedom, but that by its nature (taxation) represents a reduction in freedom.¹⁷

The second component measures disappearances, conflict, and terrorism. It is made up of a number of variables. The first measures politically motivated disappearances. The following two indicators—violent conflicts and internally organized conflicts—measure the extent to which war or armed conflict with internal or external aggressors impinges on personal freedom in observed countries. The violent conflicts variable reflects battle-related deaths per capita. For the level of internally organized conflict, we use a “qualitative assessment of the intensity of conflicts within” each country used by the Institute for Economics and Peace’s *Global Peace Index* but derived by the Economist Intelligence Unit (EIU). The next two indicators rate the level of fatalities and injuries that result from terrorism. Those figures, from the University of Maryland’s Global Terrorism Database, include deaths and injuries of both perpetrators and victims.

The next component rates women’s security. It is made up of three main variables. The first measures the prevalence of female genital mutilation among the population of women

in a given country. The next indicator refers to the number of missing women in a country, typically due to sex-selective abortions and infanticide of females. The final variable in this component measures whether the legal system favors males over widows and daughters in inheritance cases. Favoring males is an infringement on the liberty of parents and the daughters to whom they might otherwise choose to bequeath their assets, and a reality that in many countries subordinates women to the power of men, often putting them in economically precarious or physically vulnerable situations.

Movement

The freedom to travel is a basic human right and essential to a free society. Governments that restrict people’s movement greatly limit the scope of overall liberty because those limits severely reduce the ability of people to engage in a wide range of peaceful activities of their choosing. The first two indicators in this category rate the freedom of domestic movement and the freedom to leave the country, respectively. The third component, women’s movement, measures the extent to which women can “move freely outside of the house.”

Religion

Free societies respect the right to practice a religion of one’s choosing. The exercise of religion can be both a supremely private matter involving a person’s strongest beliefs and a social affair practiced in an organized way among larger groups. Restrictions on that fundamental freedom have been the source of some of the bloodiest and most drawn-out conflicts throughout history, and they continue to animate discord in numerous countries today.

We use three components in this category. The first rates the freedom to establish and operate religious organizations. The next component relates to infringements on religious freedom characterized by harassment and physical hostility. Not only governments, but also individuals, members of opposing religions, and other groups in society might

perpetrate those violations. Last, we measure restrictions on religion that are of a legal or regulatory nature.

Association, Assembly, and Civil Society

The freedom to associate and assemble with peaceful individuals or organizations of one's choice and to form or join organizations for political, commercial, or other ends is an essential part of individual freedom and a basis of civil society. This category is made up of the following components: freedom of association, freedom of assembly, and freedom to establish and operate political parties, professional organizations, and educational, sporting, and cultural organizations. Those last components gauge the extent to which organizations can be established and can freely operate once they are set up.

Expression and Information

This category measures a broad range of freedom, including that affecting personal expression, the press, and use of the internet.

Press killed refers to murders of journalists “in retribution for, or to prevent, news coverage or commentary” and journalists killed on dangerous assignments as documented by the Committee to Protect Journalists. Press jailed refers to the number of journalists imprisoned, as documented by the same source. The indicator laws and regulations that influence media content is an assessment by Freedom House of the legal environment that governments can use to “restrict the media's ability to operate.” The next measure is a Freedom House assessment of the political environment's influence on the media—namely, political pressure over news and editorial content. It also evaluates “the vibrancy of the media and the diversity of news available within each country” and indicators of violence against journalists. There is some overlap of coverage among those components.

The next two indicators are freedom of access to cable/satellite, which often includes foreign television, and access to foreign newspapers. We believe that access to foreign me-

dia sources can vastly increase the level of freedom in a country not only by providing individuals with much more information than is locally available but also by increasing media competition and strengthening the role the media often play as a watchdog and exponent of transparency in government. The last component in this category gauges state control over internet access; it is an increasingly important measure of freedom of expression as use of the internet spreads and government efforts to control it become more sophisticated and frequent.

Identity and Relationships

Last, we measure what we broadly categorize as freedoms to establish one's own identity and to have intimate and familial relationships with others.

One of the most personal decisions individuals can make regards their sexual and gender identity. Legal gender measures the degree to which people are free to legally change their sex and gender. Parental rights refers to the extent to which women have equal rights based in law and custom regarding “legal guardianship of a child during a marriage and custody rights over a child after divorce.” Because this indicator does not assess the nature of those rights but rather the equality of rights between genders, it is a proxy of one aspect of women's freedom rather than a direct measure of freedom.

The next component rates the freedom of individuals to establish same-sex relationships. It is composed of two variables from the International Lesbian and Gay Association: a male-to-male relationship indicator that gauges the extent to which sexual relationships between men are legal and a female-to-female indicator that gauges the same for relationships between women. The last component measures “whether women and men have the same rights to initiate divorce.”

Economic Freedom Measures

The 42 indicators that make up the economic freedom subindex fall into five broad

“One of the most **personal decisions individuals can make** regards their sexual and gender identity.”

categories. A complete description of the economic freedom structure and index methodology can be found in the Fraser Institute's *Economic Freedom of the World* annual reports. The first category is size of government. It measures taxation, government spending, and government investment in and control of enterprises. An increase in those indicators reduces economic freedom because it crowds out individual choice. The second category regards the legal system and property rights; it gauges the level of protection of people and their property rights through indicators of the impartiality of courts, judicial independence, and the enforcement of contracts, among others.

Sound money constitutes the third category. To the extent that a country's money is not a reliable store of value, it undermines exchange, hinders economic planning, distorts prices, and, through inflation, serves as a tax. The inflation rate and its volatility are among

the indicators measured here. The fourth category is freedom to trade internationally and measures tariff rates, nontariff trade barriers, and controls on capital movement, among other indicators. The fifth category regards the regulation of business, labor, and credit. To the extent that government restricts competition in business, voluntary arrangements among employers and employees, and freedom of exchange in credit markets, economic freedom is reduced. Areas measured include interest rate controls, hiring and firing regulations, and licensing restrictions, among others.

FINDINGS

Table 2 presents the ratings and rankings of countries on the overall *Human Freedom Index* for 2016. It also presents the ratings of the countries on the personal and economic freedom subindexes.

Table 2. Human Freedom Index and Subindexes for 2016

	Personal Freedom	PF Rank	Economic Freedom	EF Rank	Human Freedom	HF Rank
Albania	7.60	57	7.54	34	7.57	48
Algeria	5.28	147	4.99	159	5.14	155
Angola	6.11	117	5.17	155	5.64	142
Argentina	8.10	42	4.84	160	6.47	107
Armenia	6.91	84	7.57	29	7.24	57
Australia	9.18	11	7.98	10	8.58	4
Austria	9.25	8	7.58	27	8.41	16
Azerbaijan	5.68	131	6.49	106	6.08	130
Bahamas	7.45	64	7.34	49	7.40	50
Bahrain	6.14	114	7.56	30	6.85	75
Bangladesh	5.30	146	6.30	120	5.80	138
Barbados	7.71	54	6.43	111	7.07	67
Belarus	6.06	120	6.23	123	6.14	128
Belgium	8.99	19	7.32	52	8.15	27
Belize	7.43	66	6.86	83	7.15	64
Benin	7.50	61	5.98	134	6.74	90
Bhutan	6.60	96	7.02	73	6.81	83
Bolivia	7.21	73	6.23	123	6.72	92
Bosnia and Herzegovina	7.86	47	6.60	98	7.23	59
Botswana	6.88	86	7.43	44	7.15	64
Brazil	6.67	94	5.75	144	6.21	123
Brunei Darussalam	4.66	153	6.93	77	5.80	138
Bulgaria	8.16	41	7.41	46	7.78	41
Burkina Faso	7.46	63	6.05	129	6.75	88
Burundi	4.41	156	5.92	138	5.17	154

Table 2 Continued

	Personal Freedom	PF Rank	Economic Freedom	EF Rank	Human Freedom	HF Rank
Cambodia	7.24	72	7.17	64	7.20	61
Cameroon	5.33	142	5.82	141	5.58	144
Canada	9.15	12	7.98	10	8.57	5
Cape Verde	7.99	44	6.68	93	7.33	53
Central African Republic	5.47	138	5.11	156	5.29	152
Chad	5.51	136	5.44	150	5.47	147
Chile	8.22	39	7.80	15	8.01	32
China	5.35	141	6.46	108	5.91	135
Colombia	7.02	79	6.50	105	6.76	87
Congo, Dem. Rep. of	4.95	152	5.67	148	5.31	151
Congo, Republic of	6.78	90	5.02	157	5.90	136
Costa Rica	8.17	40	7.55	33	7.86	37
Côte d'Ivoire	7.06	75	6.00	132	6.53	100
Croatia	8.46	35	6.96	75	7.71	44
Cyprus	8.51	34	7.71	18	8.11	30
Czech Republic	9.03	16	7.56	30	8.29	21
Denmark	9.33	4	7.77	16	8.55	6
Dominican Republic	6.94	81	7.18	62	7.06	69
Ecuador	7.55	59	6.06	127	6.81	83
Egypt	3.89	158	5.72	147	4.81	156
El Salvador	6.92	83	7.15	67	7.03	70
Estonia	9.01	17	7.86	13	8.44	14
Ethiopia	5.06	150	5.73	146	5.40	150
Fiji	7.79	49	6.79	88	7.29	55
Finland	9.29	5	7.65	22	8.47	10
France	8.77	25	7.25	57	8.01	32
Gabon	5.32	144	5.84	140	5.58	144
Gambia, The	5.30	145	7.34	49	6.32	115
Georgia	7.58	58	8.02	7	7.80	40
Germany	9.24	9	7.69	20	8.46	13
Ghana	7.87	46	6.60	98	7.24	57
Greece	7.95	45	6.46	108	7.20	61
Guatemala	6.55	99	7.64	23	7.09	66
Guinea	5.37	140	5.93	137	5.65	141
Guinea-Bissau	6.86	87	5.25	154	6.05	133
Guyana	7.04	78	6.31	119	6.68	96
Haiti	7.18	74	6.51	104	6.85	75
Honduras	6.39	107	7.06	70	6.72	92
Hong Kong	8.58	32	8.97	1	8.78	3
Hungary	8.26	38	7.22	59	7.74	42
Iceland	9.08	13	7.22	59	8.15	27
India	6.20	112	6.63	96	6.41	110
Indonesia	6.38	108	7.16	65	6.77	85
Iran	4.53	154	6.03	130	5.28	153
Iraq	3.12	160	5.40	152	4.26	159
Ireland	8.94	21	8.07	5	8.50	8
Israel	7.54	60	7.49	38	7.52	49
Italy	8.69	30	7.27	54	7.98	34
Jamaica	7.27	70	7.18	62	7.22	60
Japan	8.73	29	7.47	41	8.10	31
Jordan	6.24	111	7.46	42	6.85	75
Kazakhstan	6.38	109	7.11	69	6.74	90
Kenya	6.45	102	7.20	61	6.82	82

Table 2 Continued

	Personal Freedom	PF Rank	Economic Freedom	EF Rank	Human Freedom	HF Rank
Korea, Republic of	8.77	26	7.53	35	8.15	27
Kuwait	5.63	133	6.75	90	6.19	124
Kyrgyz Republic	6.25	110	6.93	77	6.59	99
Laos	5.86	127	6.91	81	6.39	113
Latvia	8.85	22	7.64	23	8.25	23
Lebanon	6.43	104	6.99	74	6.71	95
Lesotho	6.69	93	6.38	114	6.53	100
Liberia	6.40	105	6.56	100	6.48	106
Libya	3.88	159	4.74	161	4.31	158
Lithuania	8.82	24	7.86	13	8.34	20
Luxembourg	9.26	7	7.60	25	8.43	15
Macedonia	7.41	67	7.13	68	7.27	56
Madagascar	6.84	88	6.19	126	6.51	103
Malawi	7.45	65	5.86	139	6.65	97
Malaysia	5.90	126	6.92	79	6.41	110
Mali	6.06	119	5.80	143	5.93	134
Malta	8.98	20	7.73	17	8.35	19
Mauritania	4.99	151	5.96	136	5.47	147
Mauritius	7.72	52	8.01	8	7.86	37
Mexico	6.80	89	6.90	82	6.85	75
Moldova	7.06	76	6.64	95	6.85	75
Mongolia	8.00	43	7.40	48	7.70	45
Montenegro	7.63	56	7.04	72	7.34	52
Morocco	5.99	124	6.37	115	6.18	127
Mozambique	6.66	95	5.50	149	6.08	130
Myanmar	5.46	139	5.42	151	5.44	149
Namibia	7.39	68	6.40	113	6.90	74
Nepal	6.91	85	6.53	102	6.72	92
Netherlands	9.40	1	7.71	18	8.55	6
New Zealand	9.28	6	8.49	3	8.89	1
Nicaragua	6.43	103	7.27	54	6.85	75
Niger	5.71	129	6.01	131	5.86	137
Nigeria	5.82	128	6.32	118	6.07	132
Norway	9.34	2	7.60	25	8.47	10
Oman	5.51	137	6.76	89	6.13	129
Pakistan	5.32	143	6.00	132	5.66	140
Panama	7.72	53	7.58	27	7.65	46
Papua New Guinea	7.25	71	6.25	122	6.75	88
Paraguay	6.97	80	6.95	76	6.96	72
Peru	7.72	51	7.43	44	7.58	47
Philippines	6.50	100	7.34	49	6.92	73
Poland	8.35	36	7.27	54	7.81	39
Portugal	9.04	14	7.51	36	8.28	22
Qatar	5.53	134	7.49	38	6.51	103
Romania	8.65	31	7.69	20	8.17	24
Russia	5.71	130	6.83	87	6.27	119
Rwanda	6.47	101	7.48	40	6.97	71
Saudi Arabia	4.44	155	6.52	103	5.48	146
Senegal	6.77	91	6.22	125	6.50	105
Serbia	7.85	48	6.85	84	7.35	51
Seychelles	7.37	69	7.23	58	7.30	54
Sierra Leone	7.04	77	5.75	144	6.40	112
Singapore	7.48	62	8.84	2	8.16	25

Table 2 Continued

	Personal Freedom	PF Rank	Economic Freedom	EF Rank	Human Freedom	HF Rank
Slovak Republic	8.54	33	7.30	53	7.92	36
Slovenia	8.82	23	7.05	71	7.94	35
South Africa	7.70	55	6.65	94	7.17	63
Spain	8.76	27	7.56	30	8.16	25
Sri Lanka	6.04	121	6.49	106	6.27	119
Sudan	4.25	157	5.36	153	4.80	157
Suriname	7.79	50	6.36	116	7.07	67
Swaziland	6.02	122	6.46	108	6.24	122
Sweden	9.33	3	7.44	43	8.39	17
Switzerland	9.19	10	8.39	4	8.79	2
Syria	2.51	161	5.02	157	3.77	162
Taiwan	9.04	15	7.89	12	8.47	10
Tajikistan	5.65	132	6.72	92	6.19	124
Tanzania	6.13	116	6.92	79	6.52	102
Thailand	6.40	106	6.85	84	6.62	98
Timor-Leste	6.19	113	6.55	101	6.37	114
Togo	6.73	92	5.82	141	6.27	119
Trinidad and Tobago	6.92	82	6.73	91	6.83	81
Tunisia	6.58	98	6.29	121	6.43	109
Turkey	6.09	118	6.84	86	6.47	107
Uganda	6.13	115	7.41	46	6.77	85
Ukraine	6.59	97	5.98	134	6.28	118
United Arab Emirates	5.07	149	7.50	37	6.29	117
United Kingdom	9.00	18	8.00	9	8.50	8
United States	8.75	28	8.03	6	8.39	17
Uruguay	8.30	37	7.16	65	7.73	43
Venezuela	5.52	135	2.88	162	4.20	161
Vietnam	5.97	125	6.42	112	6.19	124
Yemen, Republic of	2.17	162	6.34	117	4.25	160
Zambia	6.01	123	6.61	97	6.31	116
Zimbabwe	5.17	148	6.06	127	5.62	143

The top five jurisdictions in the *Human Freedom Index* for 2016 are New Zealand, Switzerland, Hong Kong, Australia, and Canada. The bottom five are, in descending order, Libya, Iraq, the Republic of Yemen, Venezuela, and Syria. (See Figure 1.) Other selected countries rank as follows: Germany (13),

Sweden and the United States (17), Republic of Korea (27), Japan (31), France and Chile (32), South Africa (63), Mexico (75), Kenya (82), Indonesia (85), Turkey (107), India and Malaysia (110), Russia (119), Nigeria (132), China (135), Pakistan (140), Saudi Arabia (146), Iran (153), and Egypt (156).

Figure 1. Top Five and Bottom Five Countries on the Human Freedom Index

TOP COUNTRIES		BOTTOM COUNTRIES	
1. New Zealand	8.89	155. Libya	4.31
2. Switzerland	8.79	156. Iraq	4.26
3. Hong Kong	8.78	157. Yemen, Rep. of	4.25
4. Australia	8.58	158. Venezuela	4.20
5. Canada	8.57	159. Syria	3.77

“Some 15 percent of the world’s population lives in the top quartile of nations in the index.”

The average human freedom rating for 162 countries in 2016 was 6.89 on a scale of 0 to 10, where 10 represents more freedom. Among the 159 countries included in both last year’s and this year’s report, the level of freedom decreased slightly (-0.01) in 2016 compared with 2015, with 63 countries increasing their ratings and 87 decreasing (see Figure 2). A comparison of only the 141 jurisdictions for which data are available from 2008 to 2016 (the HFI surveys 21 more countries in 2016 than in 2008) shows that the average human freedom rating decreased by 0.06, with personal freedom falling from 7.40 to 7.19 and economic freedom increasing from 6.74 to 6.84. Some 56 countries increased their overall freedom ratings from 2008 to 2016, while 81 countries decreased their freedom ratings. Some 15 percent of the world’s population lives in the top quartile of nations in the index, while 42 percent of the world’s population lives in the bottom quartile of countries that have the lowest levels of freedom.

The countries that improved their level of human freedom most from 2015 to 2016 are Ukraine (0.44), Iran (0.34), Timor-Leste (0.26), Belize (0.19), and Niger (0.19) (see Figure 3). The largest deteriorations in freedom occurred in Seychelles (-0.24), Suriname (-0.23), Turkey (-0.19), Cape Verde (-0.18), and Poland (-0.18).

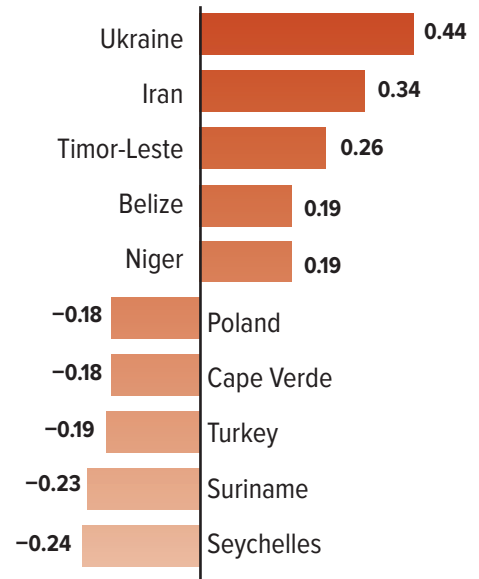
Since 2008, the countries that improved their level of human freedom most are Côte

Figure 2. Change in Freedom Score, 2015–2016



Sources: Authors’ calculations; James Gwartney et al., *Economic Freedom of the World: 2018 Annual Report* (Vancouver: Fraser Institute, 2018).

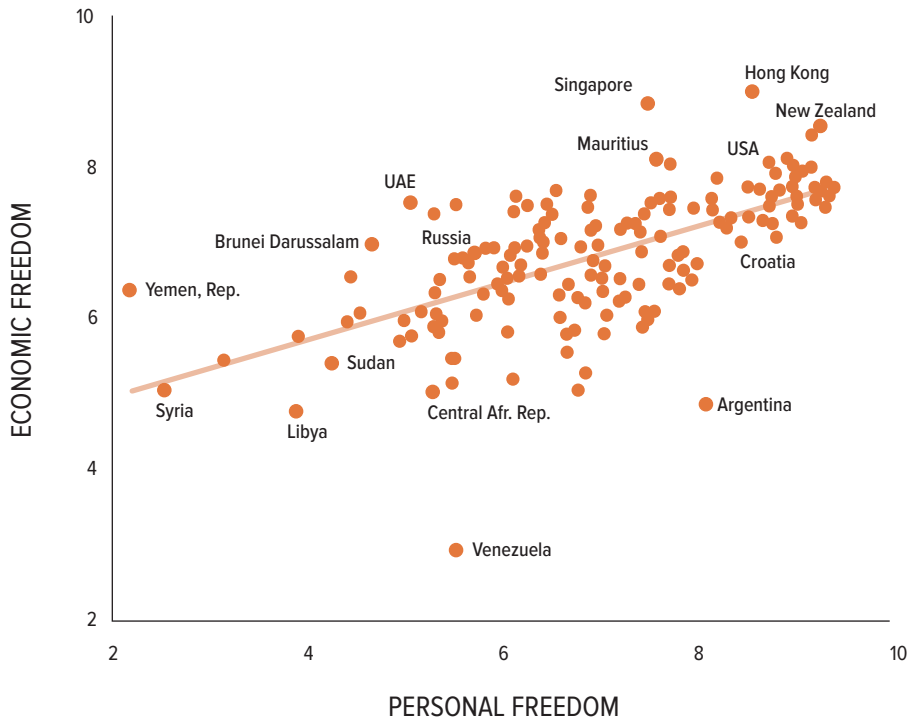
Figure 3. Countries with Most Improved and Deteriorated Freedom Scores, 2015–2016



d’Ivoire, Angola, Zimbabwe, Taiwan, and Lesotho. The largest deteriorations in freedom occurred in Greece, Brazil, Venezuela, Egypt, and Syria. Other countries saw notable deteriorations during this time. Russia’s rating fell from 6.53 in 2008 to 6.27 in 2016; Hungary’s rating fell from 8.05 to 7.74; Argentina’s score dropped from 7.04 to 6.47; and Turkey’s rating decreased from 6.92 to 6.47 (between 2011 and 2016, Turkey’s rating decreased even more markedly, dropping from 7.22 to 6.47).

The correlation between the personal and economic freedom ratings was 0.63 for 2016 (see Figure 4). Some countries ranked consistently high in the human freedom subindexes, including Switzerland and New Zealand, which ranked in the top 10 in both personal and economic freedom. By contrast, some countries that ranked high on personal freedom rank significantly lower in economic freedom. For example, Sweden ranked 3rd in personal freedom but 43rd in economic freedom; Slovenia ranked 23rd in personal freedom but 71st in economic freedom; and Argentina ranked in 42nd place in personal freedom but 160th in economic freedom. Similarly, some countries that ranked high on economic freedom found

Figure 4. Personal Freedom and Economic Freedom, 2016



Sources: Authors' calculations; James Gwartney et al., *Economic Freedom of the World: 2018 Annual Report* (Vancouver: Fraser Institute, 2018).

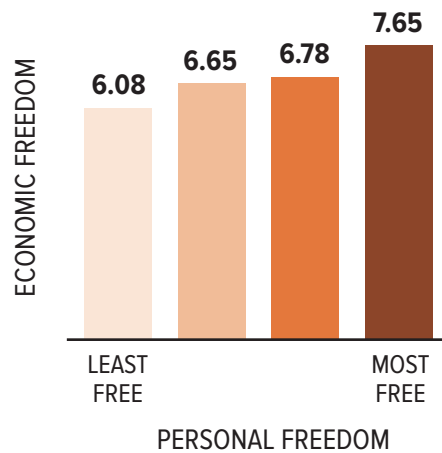
themselves significantly lower in personal freedom. For example, Singapore ranked in 2nd place in economic freedom while ranking 62nd in personal freedom; the United Arab Emirates ranked 37th in economic freedom but 149th in personal freedom; and Qatar ranked 38th in economic freedom but 134th in personal freedom.

Figure 5 shows that nations in the top quartile of personal freedom saw a high economic freedom score of 7.65, compared with an economic freedom score of 6.08 for bottom-quartile nations.

Of the 12 major categories that make up the index, all except 3 saw some deterioration since 2008. Religion, Movement, and Rule of Law saw the largest decreases in freedom since 2008, while Sound Money saw the largest improvement (see Figure 6).

Regional levels of freedom vary widely. The average ratings on the *Human Freedom Index* by region were highest for North America (Canada and the United States), Western

Figure 5. Personal Freedom and Economic Freedom, 2016



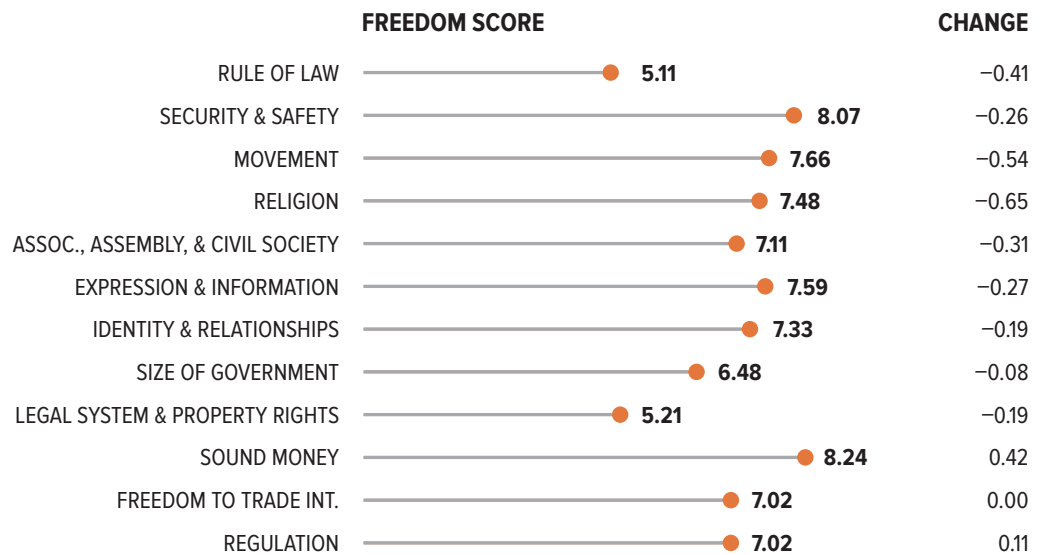
Sources: Authors' calculations; James Gwartney et al., *Economic Freedom of the World: 2018 Annual Report* (Vancouver: Fraser Institute, 2018).

Europe, and Oceania and were lowest for South Asia, sub-Saharan Africa, and the Middle East and North Africa. The largest improvement in freedom since 2015 occurred in North

“Religion, Movement, and Rule of Law saw the largest decreases in freedom since 2008.”

“Since 2008, the largest deteriorations in freedom occurred in the Caucasus and Central Asia and the Middle East and North Africa.”

Figure 6. Human Freedom Score by Category (2016) and Changes (2008–2016)



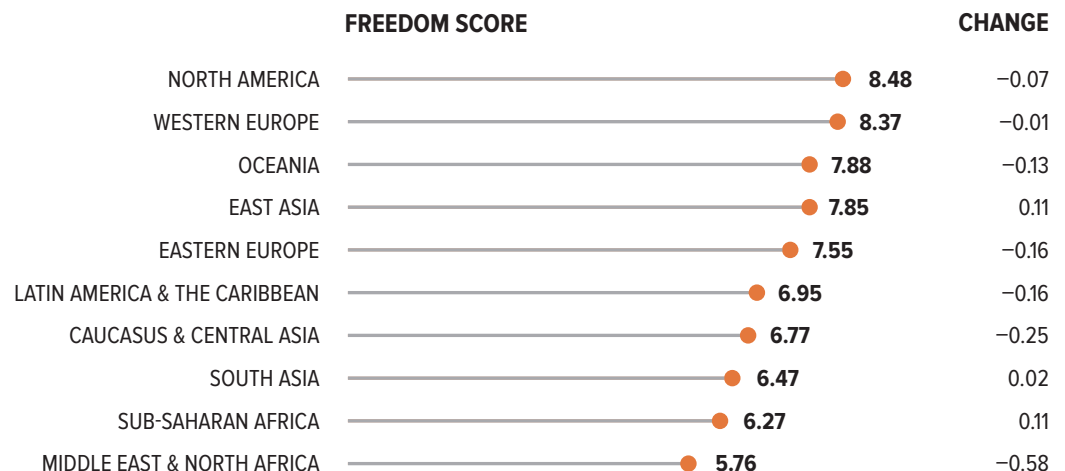
Sources: Authors' calculations; James Gwartney et al., *Economic Freedom of the World: 2018 Annual Report* (Vancouver: Fraser Institute, 2018).

Note: We have omitted the Legal Gender indicator from the calculations used in this figure because it is the only indicator in the HFI that appears in only two years (2015 and 2016).

America (0.03), while the largest deterioration occurred in Eastern Europe (-0.08). In comparison, the largest improvement in freedom since 2008 occurred in East Asia (0.11) and sub-Saharan Africa (0.11), while the largest deteriorations in freedom occurred in the Caucasus and Central Asia (-0.25) and the Middle East and North Africa (-0.58), the least free

region (see Figure 7). The regions that had greater overall levels of freedom also tended to exhibit higher ratings in personal freedom relative to economic freedom than did the less free. That is consistent with the findings in Figure 5, that the countries with high levels of personal freedom also have high levels of economic freedom.

Figure 7. Human Freedom Score by Region (2016) and Changes (2008–2016)



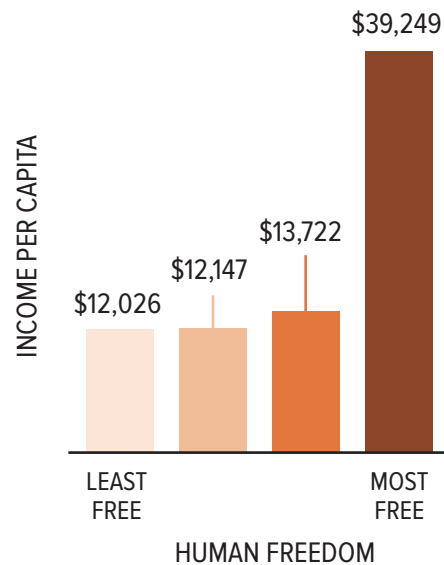
Note: Countries that make up each region are listed in the section on regions in this report.

The personal freedom subindex includes seven indicators that relate to women-specific freedoms: female genital mutilation, missing women, equal inheritance rights, women's freedom of movement, parental rights, female-to-female relationships, and divorce. Although they surely fall short of capturing a complete measure of women's freedoms, the indicators cover a large range of important information and are likely correlated with other women-specific indicators of liberty not represented in cross-country data. Here we have averaged the seven components to get average ratings by region of women-specific personal freedom. Following that calculation, Figure 8 shows high levels of women-specific freedom in most regions of the world, with declining freedom in South Asia (6.69), sub-Saharan Africa (6.66), and the Middle East and North Africa (4.09). Three regions have seen a decline since 2015: sub-Saharan Africa (-0.16), the Middle East and North Africa (-0.09), and Eastern Europe (-0.02). In comparison, the largest deteriorations in women-specific freedom since 2008 occurred in South Asia (-0.76), the Caucasus and Central Asia (-1.27), and the Middle East and North Africa (-1.91), the least free region.

Does human freedom matter for development? There is a strong relationship between the level of freedom and income. Figure 9 shows that countries in the freest quartile enjoy significantly greater average per capita

income (\$39,249) than those in the other quartiles. On average, the freest countries in the world have a much higher per capita income than those that are less free. Figure 10 shows this relationship by region. The data, of course, do not establish a means of causation or even the direction of causation and provide only a snapshot in time. But the data suggest

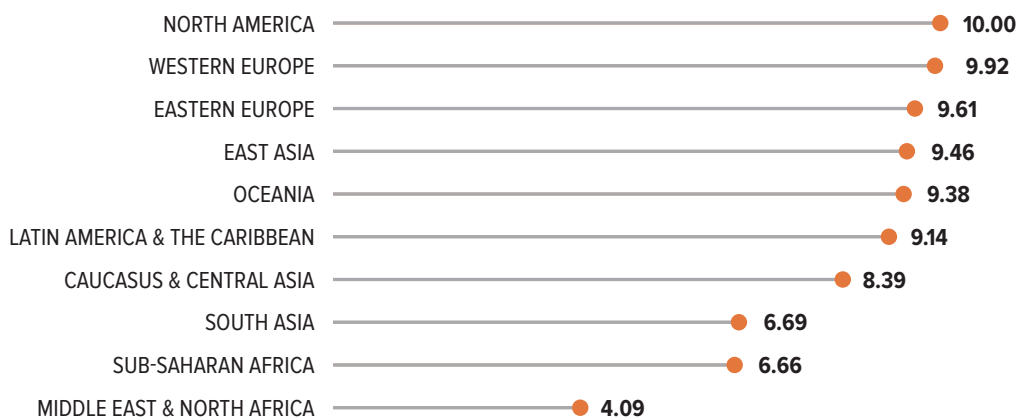
Figure 9. Income by Freedom Quartiles, 2016



Sources: Authors' calculations; World Bank, World Development Indicators.
Note: Gross domestic product (GDP) per capita, purchasing power parity (constant 2011 US\$). Countries with no GDP per capita data were omitted from the calculations.

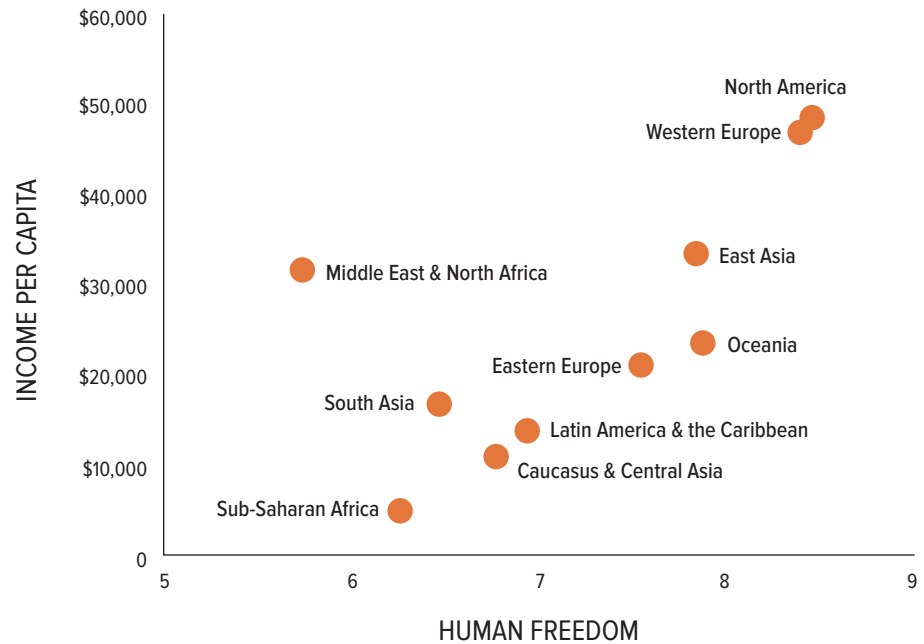
“The freest countries in the world have a **much higher per capita income** than those that are less free.”

Figure 8. Average Women-Specific Personal Freedom Score by Region, 2016



“There is a **strong correlation** between freedom and democracy.”

Figure 10. Human Freedom and Income by Region, 2016



Sources: Authors' calculations; World Bank, World Development Indicators.

Note: Gross domestic product (GDP) per capita, purchasing power parity (constant 2011 US\$). Countries with no GDP per capita data were omitted from the calculations.

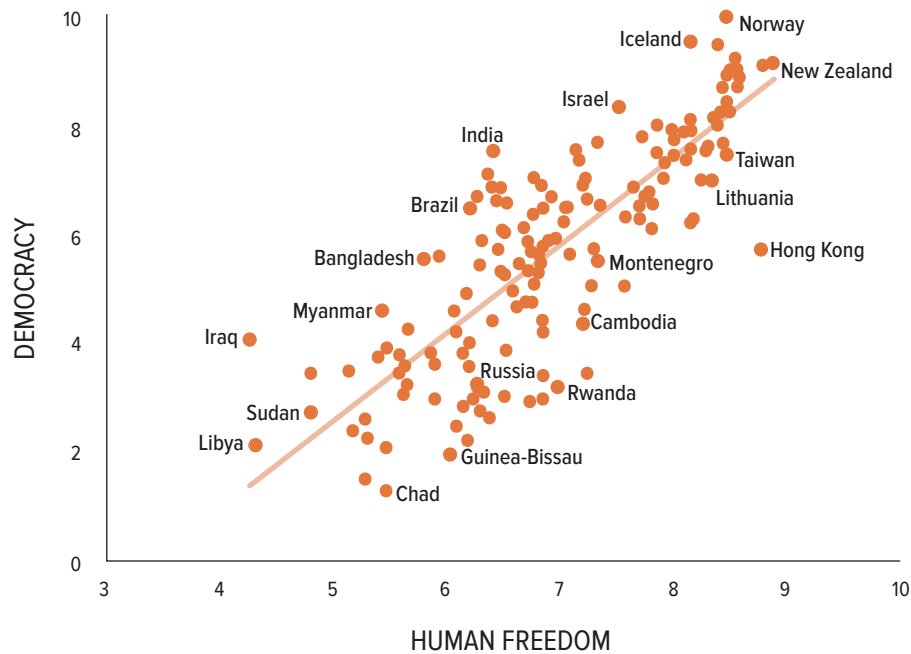
the need to explore the links between freedom and development further and to test the contribution of freedom to prosperity and other indicators of human well-being, as has been done in the case of policies and institutions supportive of economic freedom.

What is the relationship between freedom and democracy? We use our index and the *Democracy Index* developed by the Economist Intelligence Unit (EIU) to see how political freedom and human freedom relate. The EIU defines democracy broadly and thus constructs an index that produces a “wide” measure of democracy rather than a more limited measure of the existence of free and fair elections. The EIU’s *Democracy Index* covers five areas, of which we use the following four: electoral process and pluralism, functioning of government, political participation, and political culture. That index also measures civil liberties, but we set those elements aside because that area is included in our freedom index.

There is a strong correlation of 0.81 between freedom and democracy (see Figure 11).

The findings are not surprising, but they offer rich opportunities to empirically examine a complex relationship in which the direction of causation or support between the two variables, if any, may strengthen or weaken over time and may be influenced by numerous other factors, including the level of development.

Given the relationship between freedom and democracy, Hong Kong’s high ranking in our index may be somewhat unexpected. The territory, first administered by the United Kingdom as a colony and since 1997 ruled by mainland China under its “one country, two systems” model, has never experienced democracy. Hong Kong’s maintenance of a high degree of freedom for a long period of time indeed makes it an outlier in our survey. The pro-democracy protests that erupted in Hong Kong in 2014 may in part be a late manifestation of a pattern we have seen in other non-democracies that liberalized their economies and subsequently liberalized their political freedoms as wealth and demands for political freedoms rose. Even so, Hong Kong is unique

Figure 11. Human Freedom and Democracy, 2016

Sources: Authors' calculations; Economist Intelligence Unit, *Democracy Index 2016*.

Note: Democracy here measures electoral process and pluralism, functioning of government, political participation, and political culture.

in that it long enjoyed high levels not only of economic freedom but also of personal freedom and income without transitioning to democracy. The territory's close adherence to the policies and institutions it inherited from the British, including the rule of law, may explain the stability its system has until recently displayed. Clearly, the pro-democracy protests represent a political agenda not acceptable to Beijing and are a reaction to interference and perceived interference by mainland China in Hong Kong's policies and institutions, including infringements on freedom of the press and the independence of the legal system. Hong Kong has declined in its HFI ratings and ranking and, as the political future of Hong Kong plays out, we would not be surprised to see further declines.

CONCLUSION: TOWARD A BETTER APPRECIATION OF FREEDOM

The *Human Freedom Index* provides a comprehensive measure of freedom for a large number of countries around the world. Devis-

ing an index of this kind is a complex task, both conceptually and methodologically, because the literature does not provide clear guidance, much less consensus, as to the relative importance of the many different elements that make up freedom or as to proper ways of measuring them. Reasonable people can disagree about the difficult but considered decisions we have made in terms of the structure and relative importance of the measures we have chosen. We invite them to use the data presented here to propose alternative weighting or structural approaches that seem more sensible to them. Because of the challenges in putting together a broad measure of human freedom, this work in progress is certainly not the last word on the extent of freedom in countries around the world. But we do think this index is quite reasonable and hope it will be useful in exploring and demonstrating the value of individual liberty and the ways in which it correlates with other aspects of various societies.

Even if this study confirms some of what we expected to observe, it is worth echoing

“42 percent of the world's population lives in the bottom quartile of countries that have the lowest levels of freedom.”

Milton Friedman when he referred to the creation of the economic freedom index: “What we have done is to acquire a set of data that can be used to explore just how the relation works, and what are the essential connections, and that will enable skeptics to test their views objectively.”¹⁹

Indeed, the *Economic Freedom of the World* index has served just that purpose and more, producing an abundant literature on the link between economic freedom and phenomena as diverse as foreign aid, armed conflict, and happiness. The *Human Freedom Index* has the potential to do as much and looks increasingly important at a time when the world’s leading market democracies struggle with economic problems and when hybrid forms of authoritarianism are being sold as viable alternatives to liberalism. Over time, this index could not

only track specific gains and losses of freedom, it could also help to identify and explain what links may exist among the assortment of freedoms and other variables. What are the relationships among personal freedom, economic freedom, and democracy at different levels of development? Are some types of freedom, economic or personal, more conducive to the spread and sustenance of other freedoms? What is the relationship between various measures of human well-being (including income) and changes in personal freedom? Under what conditions are increases or decreases in freedom likely to come about? Delving into those and innumerable other questions that the data may help us answer will surely lead to a better understanding of the role of freedom in human progress.

COUNTRIES BY REGION

CAUCASUS & CENTRAL ASIA

Freedom Scores by Regional Ranking

	Personal Freedom	Economic Freedom	Freedom Rank
1. Georgia	7.58	8.02	40
2. Armenia	6.91	7.57	57
3. Kazakhstan	6.38	7.11	90
4. Kyrgyz Republic	6.25	6.93	99
5. Tajikistan	5.65	6.72	124
6. Azerbaijan	5.68	6.49	130



EAST ASIA

Freedom Scores by Regional Ranking

	Personal Freedom	Economic Freedom	Freedom Rank
1. Hong Kong	8.58	8.97	3
2. Taiwan	9.04	7.89	10
3. Korea, Republic of	8.77	7.53	27
4. Japan	8.73	7.47	31
5. Mongolia	8.00	7.40	45
6. China	5.35	6.46	135



EASTERN EUROPE

Freedom Scores by Regional Ranking

	Personal Freedom	Economic Freedom	Freedom Rank
1. Estonia	9.01	7.86	14
2. Lithuania	8.82	7.86	20
3. Czech Republic	9.03	7.56	21
4. Latvia	8.85	7.64	23
5. Romania	8.65	7.69	24
6. Cyprus	8.51	7.71	30
7. Slovenia	8.82	7.05	35
8. Slovak Republic	8.54	7.30	36
9. Poland	8.35	7.27	39
10. Bulgaria	8.16	7.41	41
11. Hungary	8.26	7.22	42
12. Croatia	8.46	6.96	44
13. Albania	7.60	7.54	48
14. Serbia	7.85	6.85	51
15. Montenegro	7.63	7.04	52
16. Macedonia	7.41	7.13	56
17. Bosnia and Herzegovina	7.86	6.60	59
18. Greece	7.95	6.46	61
19. Moldova	7.06	6.64	75
20. Ukraine	6.59	5.98	118
21. Russia	5.71	6.83	119
22. Belarus	6.06	6.23	128

EASTERN EUROPE



LATIN AMERICA & THE CARIBBEAN

Freedom Scores by Regional Ranking

	Personal Freedom	Economic Freedom	Freedom Rank
1. Chile	8.22	7.80	32
2. Costa Rica	8.17	7.55	37
3. Uruguay	8.30	7.16	43
4. Panama	7.72	7.58	46
5. Peru	7.72	7.43	47
6. Bahamas	7.45	7.34	50
7. Jamaica	7.27	7.18	60
8. Belize	7.43	6.86	64
9. Guatemala	6.55	7.64	66
10. Barbados	7.71	6.43	67
10. Suriname	7.79	6.36	67
12. Dominican Republic	6.94	7.18	69
13. El Salvador	6.92	7.15	70
14. Paraguay	6.97	6.95	72
15. Haiti	7.18	6.51	75
15. Mexico	6.80	6.90	75
15. Nicaragua	6.43	7.27	75
18. Trinidad and Tobago	6.92	6.73	81
19. Ecuador	7.55	6.06	83
20. Colombia	7.02	6.50	87
21. Bolivia	7.21	6.23	92
21. Honduras	6.39	7.06	92
23. Guyana	7.04	6.31	96
24. Argentina	8.10	4.84	107
25. Brazil	6.67	5.75	123
26. Venezuela	5.52	2.88	161

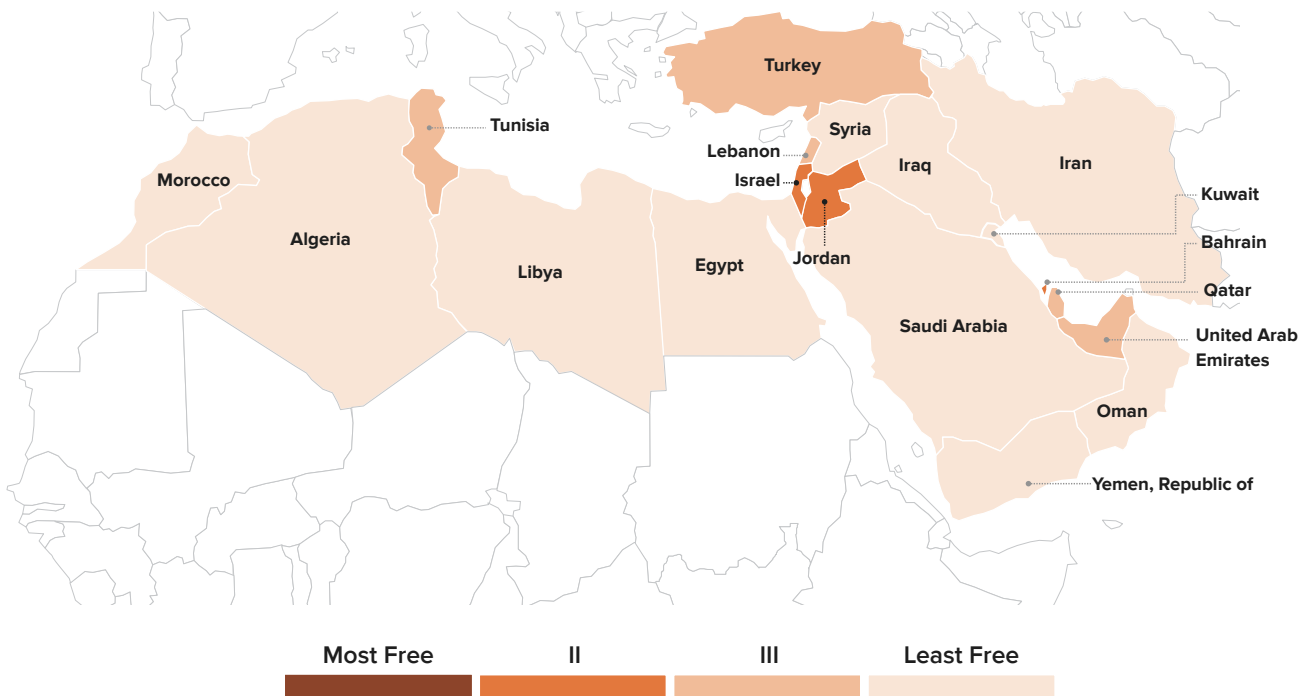
LATIN AMERICA & THE CARIBBEAN



MIDDLE EAST & NORTH AFRICA

Freedom Scores by Regional Ranking

	Personal Freedom	Economic Freedom	Freedom Rank
1. Israel	7.54	7.49	49
2. Bahrain	6.14	7.56	75
2. Jordan	6.24	7.46	75
4. Lebanon	6.43	6.99	95
5. Qatar	5.53	7.49	103
6. Turkey	6.09	6.84	107
7. Tunisia	6.58	6.29	109
8. United Arab Emirates	5.07	7.50	117
9. Kuwait	5.63	6.75	124
10. Morocco	5.99	6.37	127
11. Oman	5.51	6.76	129
12. Saudi Arabia	4.44	6.52	146
13. Iran	4.53	6.03	153
14. Algeria	5.28	4.99	155
15. Egypt	3.89	5.72	156
16. Libya	3.88	4.74	158
17. Iraq	3.12	5.40	159
18. Yemen, Republic of	2.17	6.34	160
19. Syria	2.51	5.02	162

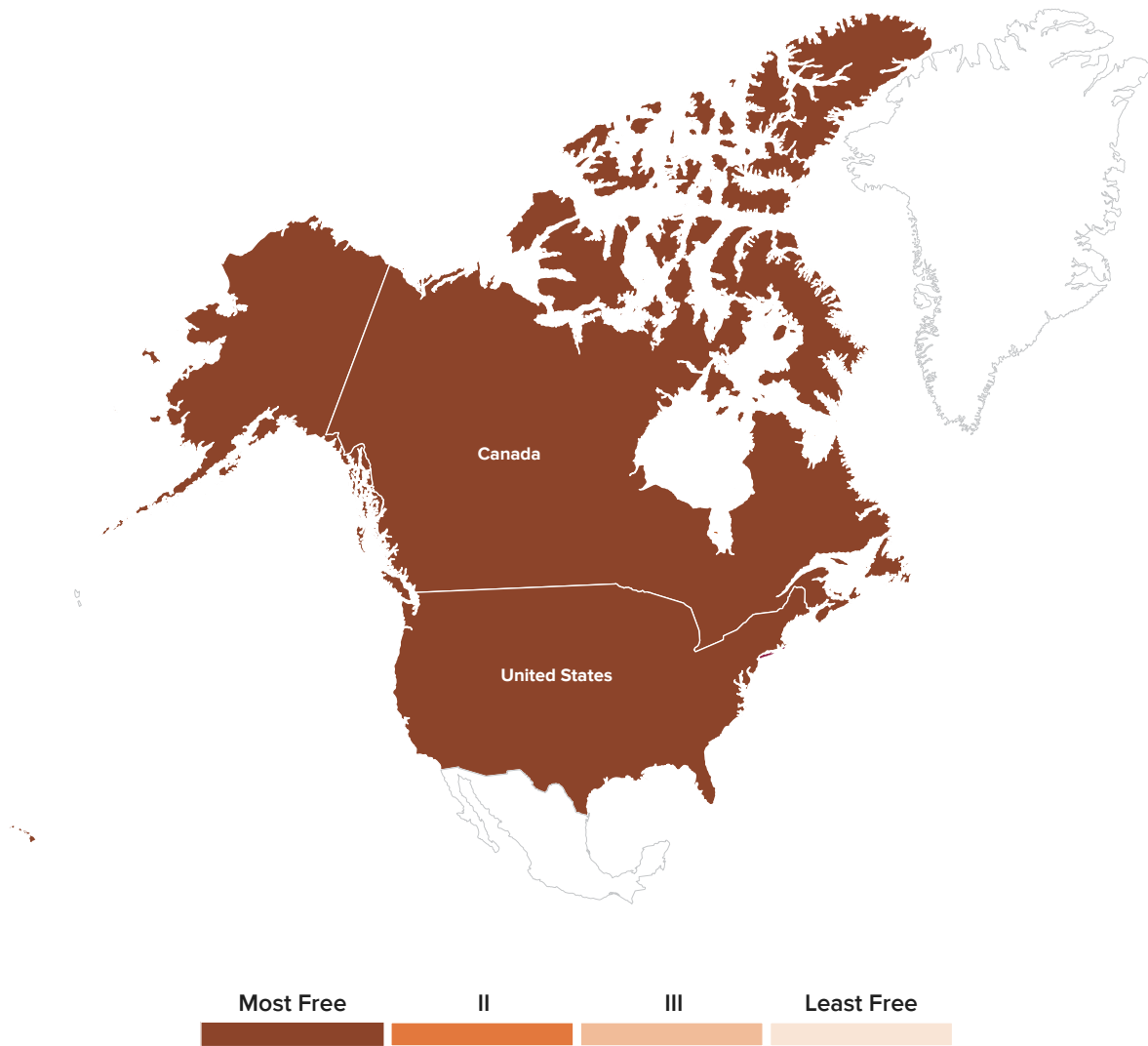


NORTH AMERICA

Freedom Scores by Regional Ranking


- 1. Canada ● 8.57
- 2. United States ● 8.39

Personal Freedom	Economic Freedom	Freedom Rank
9.15	7.98	5
8.75	8.03	17

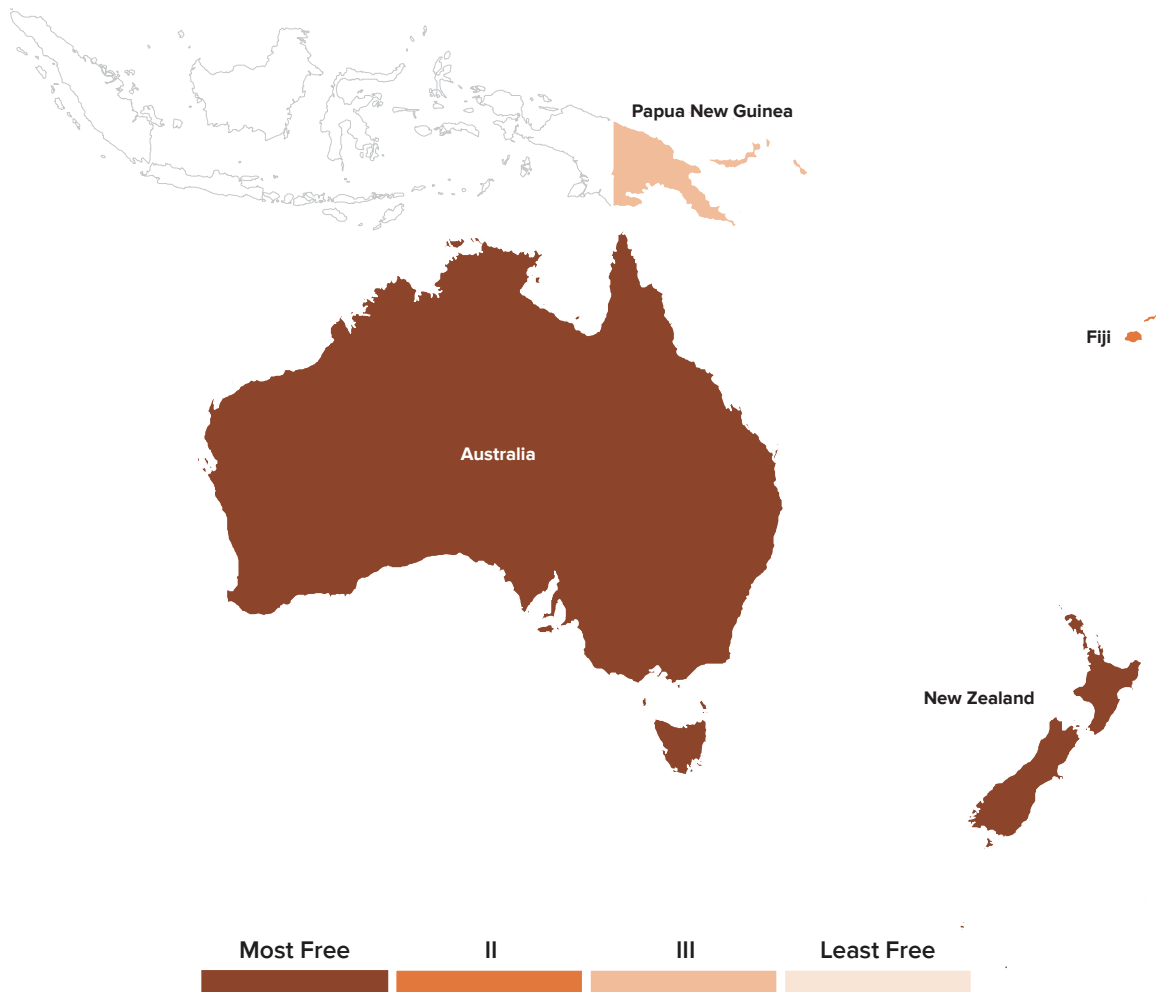


OCEANIA

Freedom Scores by Regional Ranking



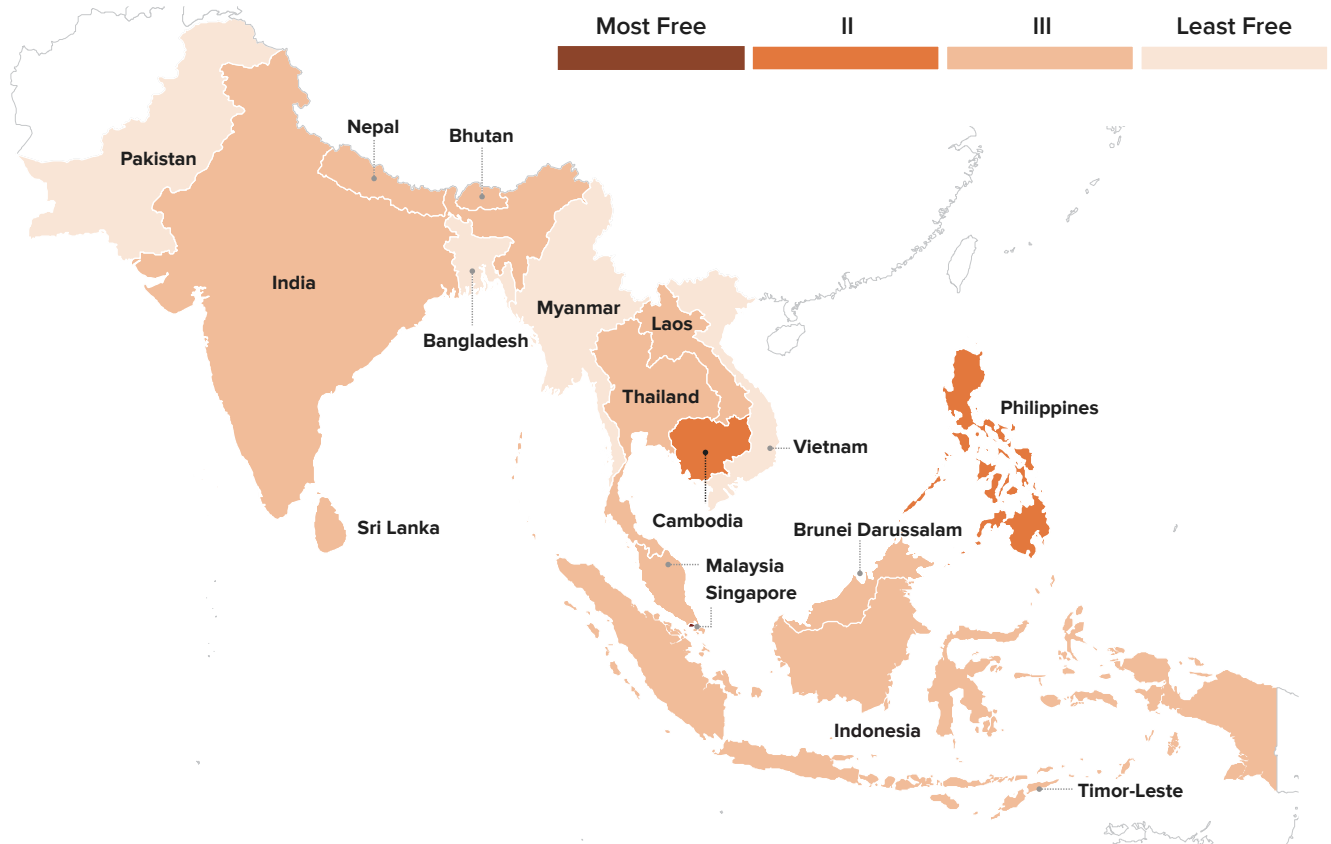
Personal Freedom	Economic Freedom	Freedom Rank
9.28	8.49	1
9.18	7.98	4
7.79	6.79	55
7.25	6.25	88



SOUTH ASIA

Freedom Scores by Regional Ranking

	Personal Freedom	Economic Freedom	Freedom Rank
1. Singapore	7.48	8.84	25
2. Cambodia	7.24	7.17	61
3. Philippines	6.50	7.34	73
4. Bhutan	6.60	7.02	83
5. Indonesia	6.38	7.16	85
6. Nepal	6.91	6.53	92
7. Thailand	6.40	6.85	98
8. India	6.20	6.63	110
8. Malaysia	5.90	6.92	110
10. Laos	5.86	6.91	113
11. Timor-Leste	6.19	6.55	114
12. Sri Lanka	6.04	6.49	119
13. Vietnam	5.97	6.42	124
14. Bangladesh	5.30	6.30	138
14. Brunei Darussalam	4.66	6.93	138
16. Pakistan	5.32	6.00	140
17. Myanmar	5.46	5.42	149

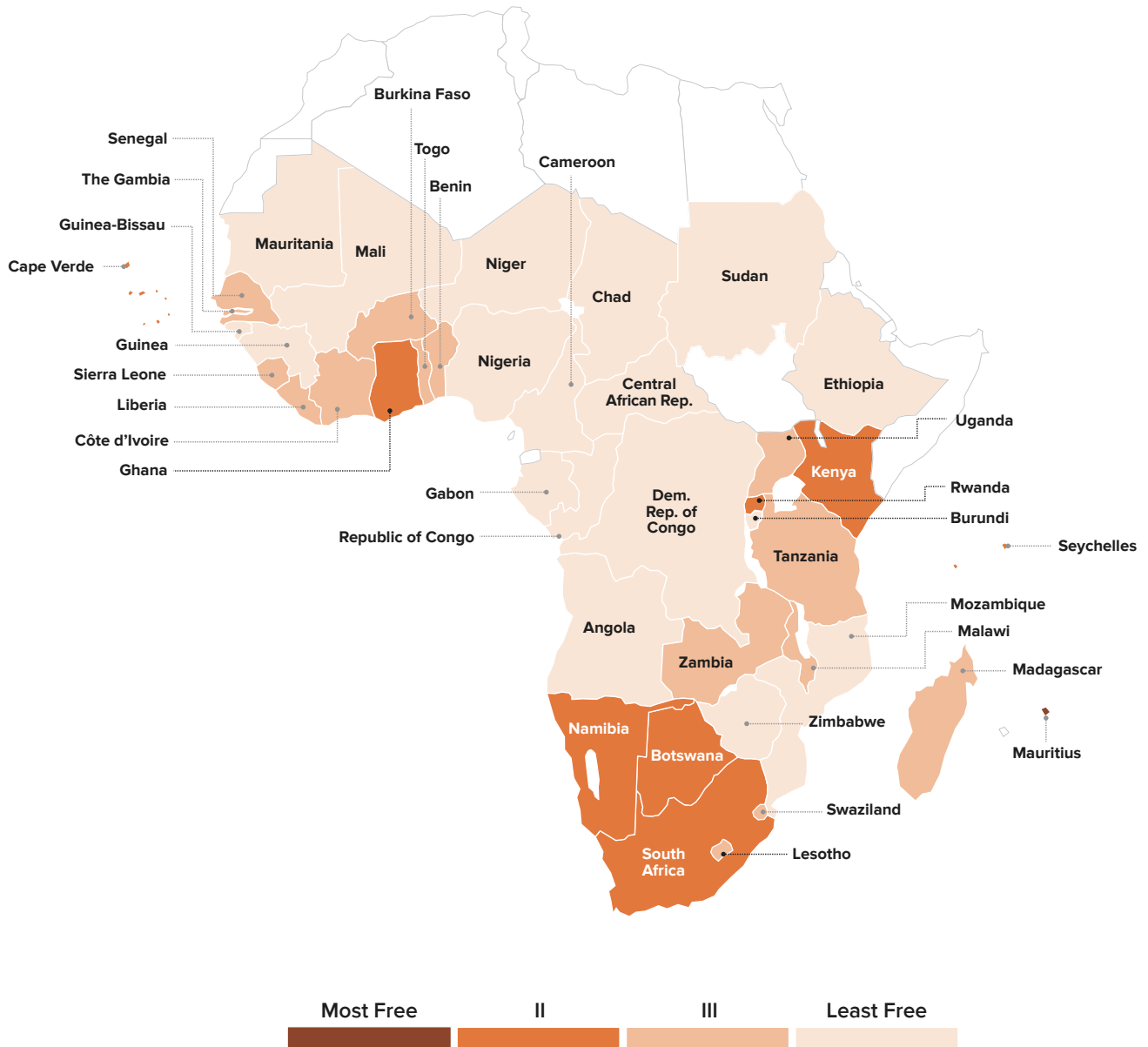


SUB-SAHARAN AFRICA

Freedom Scores by Regional Ranking

	Personal Freedom	Economic Freedom	Freedom Rank
1. Mauritius	7.72	8.01	37
2. Cape Verde	7.99	6.68	53
3. Seychelles	7.37	7.23	54
4. Ghana	7.87	6.60	57
5. South Africa	7.70	6.65	63
6. Botswana	6.88	7.43	64
7. Rwanda	6.47	7.48	71
8. Namibia	7.39	6.40	74
9. Kenya	6.45	7.20	82
10. Uganda	6.13	7.41	85
11. Burkina Faso	7.46	6.05	88
12. Benin	7.50	5.98	90
13. Malawi	7.45	5.86	97
14. Côte d'Ivoire	7.06	6.00	100
14. Lesotho	6.69	6.38	100
16. Tanzania	6.13	6.92	102
17. Madagascar	6.84	6.19	103
18. Senegal	6.77	6.22	105
19. Liberia	6.40	6.56	106
20. Sierra Leone	7.04	5.75	112
21. Gambia, The	5.30	7.34	115
22. Zambia	6.01	6.61	116
23. Togo	6.73	5.82	119
24. Swaziland	6.02	6.46	122
25. Mozambique	6.66	5.50	130
26. Nigeria	5.82	6.32	132
27. Guinea-Bissau	6.86	5.25	133
28. Mali	6.06	5.80	134
29. Congo, Republic of	6.78	5.02	136
30. Niger	5.71	6.01	137
31. Guinea	5.37	5.93	141
32. Angola	6.11	5.17	142
33. Zimbabwe	5.17	6.06	143
34. Cameroon	5.33	5.82	144
34. Gabon	5.32	5.84	144
36. Chad	5.51	5.44	147
36. Mauritania	4.99	5.96	147
38. Ethiopia	5.06	5.73	150
39. Congo, Dem. Rep. of	4.95	5.67	151
40. Central African Rep.	5.47	5.11	152
41. Burundi	4.41	5.92	154
42. Sudan	4.25	5.36	157

SUB-SAHARAN AFRICA



WESTERN EUROPE

Freedom Scores by Regional Ranking

	Personal Freedom	Economic Freedom	Freedom Rank
1. Switzerland ● 8.79	9.19	8.39	2
2. Denmark ● 8.55	9.33	7.77	6
2. Netherlands ● 8.55	9.40	7.71	6
4. Ireland ● 8.50	8.94	8.07	8
4. United Kingdom ● 8.50	9.00	8.00	8
6. Finland ● 8.47	9.29	7.65	10
6. Norway ● 8.47	9.34	7.60	10
8. Germany ● 8.46	9.24	7.69	13
9. Luxembourg ● 8.43	9.26	7.60	15
10. Austria ● 8.41	9.25	7.58	16
11. Sweden ● 8.39	9.33	7.44	17
12. Malta ● 8.35	8.98	7.73	19
13. Portugal ● 8.28	9.04	7.51	22
14. Spain ● 8.16	8.76	7.56	25
15. Belgium ● 8.15	8.99	7.32	27
15. Iceland ● 8.15	9.08	7.22	27
17. France ● 8.01	8.77	7.25	32
18. Italy ● 7.98	8.69	7.27	34

WESTERN EUROPE



COUNTRY PROFILES

ALBANIA

EASTERN EUROPE

RANKING 48/162



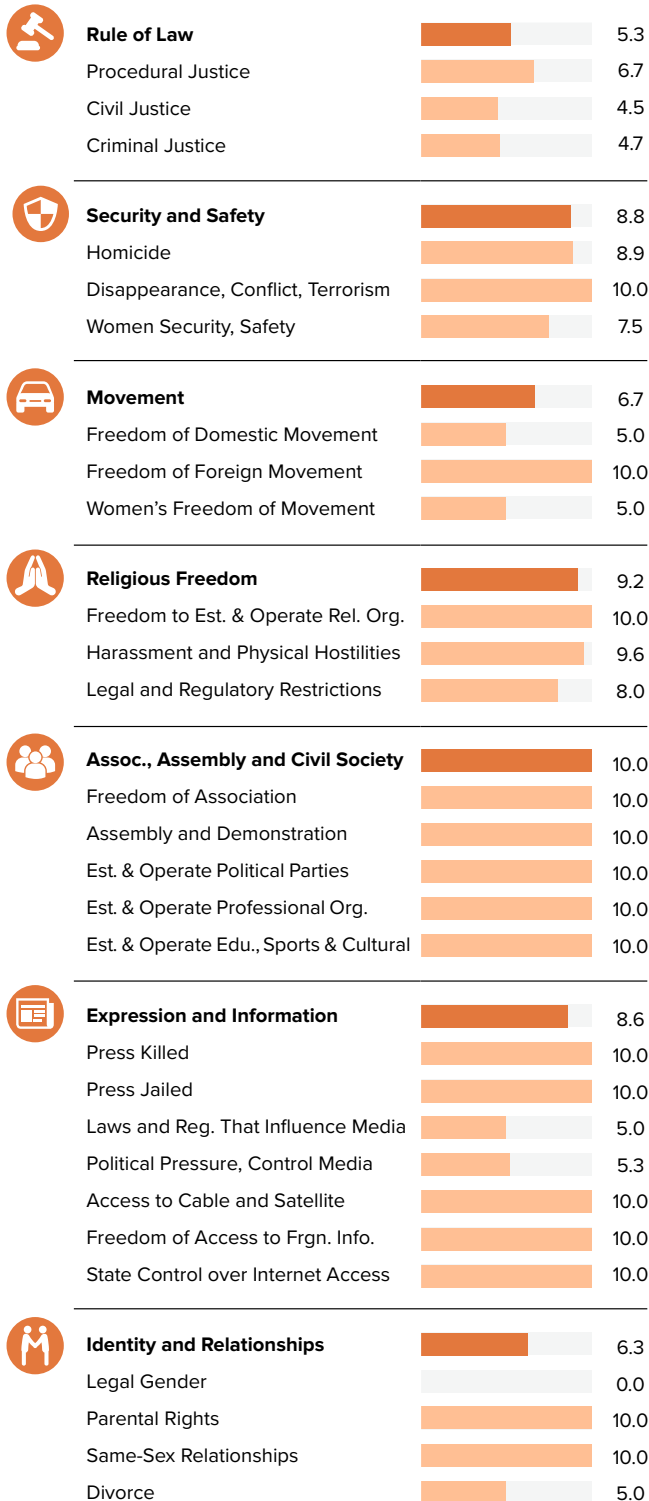
Score 0–10

PERSONAL FREEDOM 7.60

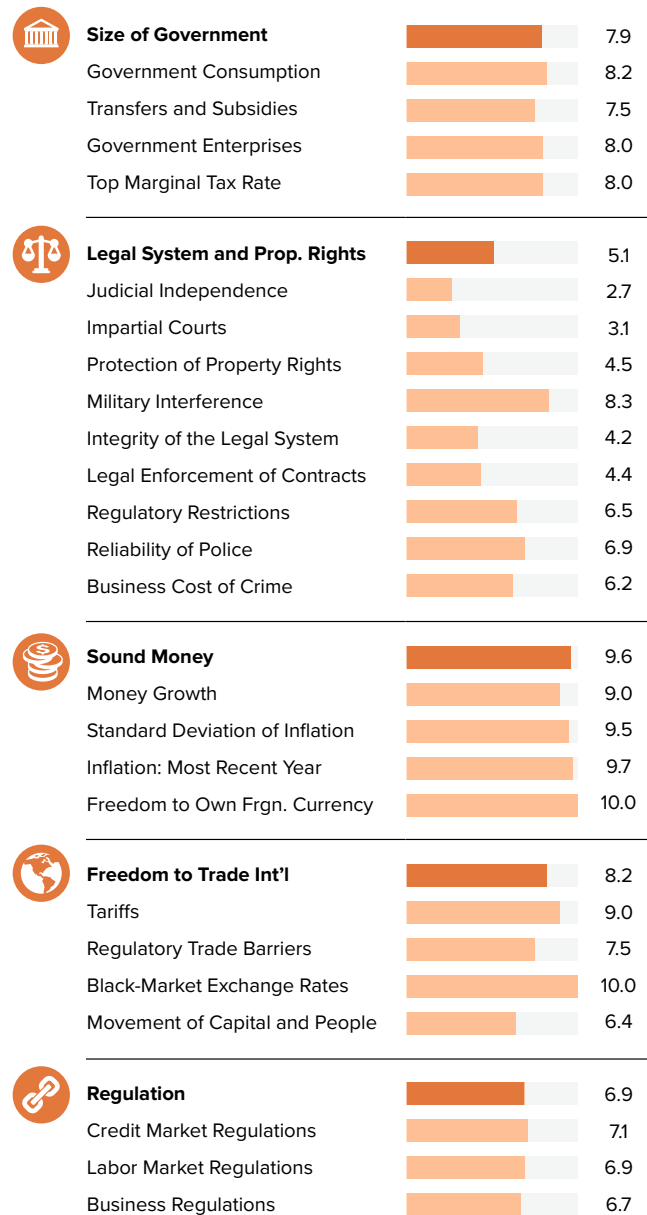
ECONOMIC FREEDOM 7.54

HUMAN FREEDOM 7.57








PERSONAL FREEDOM

 Ranking
57/162


ECONOMIC FREEDOM

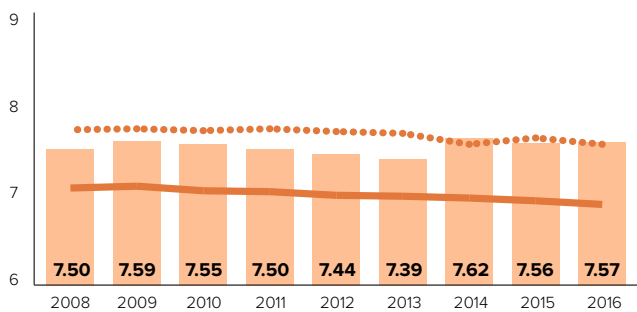
 Ranking
34/162


ALBANIA | EASTERN EUROPE

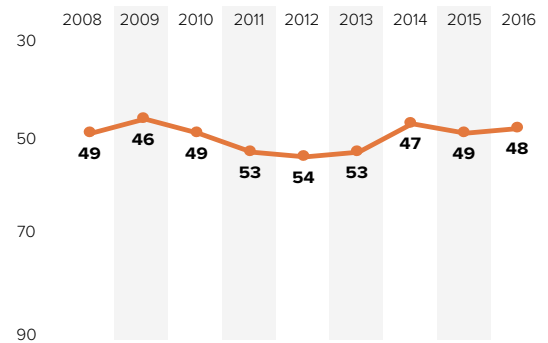
	2008	2009	2010	2011	2012	2013	2014	2015	2016
HUMAN FREEDOM	7.50	7.59	7.55	7.50	7.44	7.39	7.62	7.56	7.57
ECONOMIC FREEDOM	7.22	7.31	7.35	7.24	7.20	7.27	7.48	7.53	7.54
PERSONAL FREEDOM	7.78	7.86	7.76	7.76	7.67	7.51	7.75	7.59	7.60
 Rule of Law	4.9	4.9	4.9	4.9	4.5	4.5	5.0	5.2	5.3
Procedural Justice	5.7	5.7	5.7	5.7	5.0	5.0	5.6	6.1	6.7
Civil Justice	5.1	5.1	5.1	5.1	4.9	4.9	5.0	4.8	4.5
Criminal Justice	4.1	4.1	4.1	4.1	3.6	3.6	4.3	4.6	4.7
 Security and Safety	9.0	9.1	8.9	8.8	8.7	8.6	8.6	8.9	8.8
Homicide	8.8	8.9	8.3	8.1	7.8	8.3	8.4	9.1	8.9
Disappearance, Conflict, Terrorism	10.0	10.0	10.0	10.0	10.0	10.0	9.9	10.0	10.0
Women Security, Safety	8.3	8.3	8.3	8.3	8.3	7.5	7.5	7.5	7.5
 Movement	10.0	10.0	10.0	6.7	6.7	6.7	6.7	6.7	6.7
Freedom of Domestic Movement	10.0	10.0	10.0	10.0	10.0	10.0	5.0	5.0	5.0
Freedom of Foreign Movement	10.0	10.0	10.0	5.0	5.0	5.0	10.0	10.0	10.0
Women's Freedom of Movement	10.0	10.0	10.0	5.0	5.0	5.0	5.0	5.0	5.0
 Religious Freedom	9.2	9.8	9.4	9.1	9.3	9.1	9.9	9.2	9.2
Freedom to Establish Religious Org.	-	-	-	8.8	8.8	8.8	10.0	10.0	10.0
Harassment and Physical Hostilities	9.7	10.0	9.9	10.0	10.0	9.7	9.7	9.2	9.6
Legal and Regulatory Restrictions	8.7	9.6	8.9	8.7	9.2	8.9	9.9	8.5	8.0
 Assoc., Assembly and Civil Society	-	-	-	9.0	9.0	9.6	10.0	10.0	10.0
Freedom of Association	-	-	-	10.0	10.0	10.0	10.0	10.0	10.0
Assembly and Demonstration	-	-	-	10.0	10.0	10.0	10.0	10.0	10.0
Est. & Operate Political Parties	-	-	-	8.8	8.8	8.8	10.0	10.0	10.0
Est. & Operate Professional Organizations	-	-	-	7.5	7.5	7.5	10.0	10.0	10.0
Est. & Operate Edu., Sporting and Cultural	-	-	-	8.8	8.8	8.8	10.0	10.0	10.0
 Expression and Information	7.7	7.7	7.6	8.6	8.7	8.7	8.7	8.6	8.6
Press Killed	10.0	10.0	10.0	10.0	10.0	10.0	10.0	10.0	10.0
Press Jailed	10.0	10.0	10.0	10.0	10.0	10.0	10.0	10.0	10.0
Laws and Reg. That Influence Media	4.7	4.7	4.7	4.7	5.0	5.0	5.0	5.0	5.0
Political Pressure, Control Media	6.0	6.0	5.8	5.5	5.8	5.8	5.8	5.5	5.3
Access to Cable and Satellite	-	-	-	10.0	10.0	10.0	10.0	10.0	10.0
Freedom of Access to Frgn. Info.	-	-	-	10.0	10.0	10.0	10.0	10.0	10.0
State Control over Internet Access	-	-	-	10.0	10.0	10.0	10.0	10.0	10.0
 Identity and Relationships	7.5	7.5	7.5	10.0	10.0	8.3	8.3	6.3	6.3
Legal Gender	-	-	-	-	-	-	-	0.0	0.0
Parental Rights	5.0	5.0	5.0	10.0	10.0	10.0	10.0	10.0	10.0
Same-Sex Relationships	10.0	10.0	10.0	10.0	10.0	10.0	10.0	10.0	10.0
Divorce	-	-	-	-	-	5.0	5.0	5.0	5.0

Human Freedom Score over Time

— World Avg. ··· Regional Avg.



Human Freedom Ranking over Time



ALGERIA

MIDDLE EAST & NORTH AFRICA
RANKING 155/162



Score 0–10

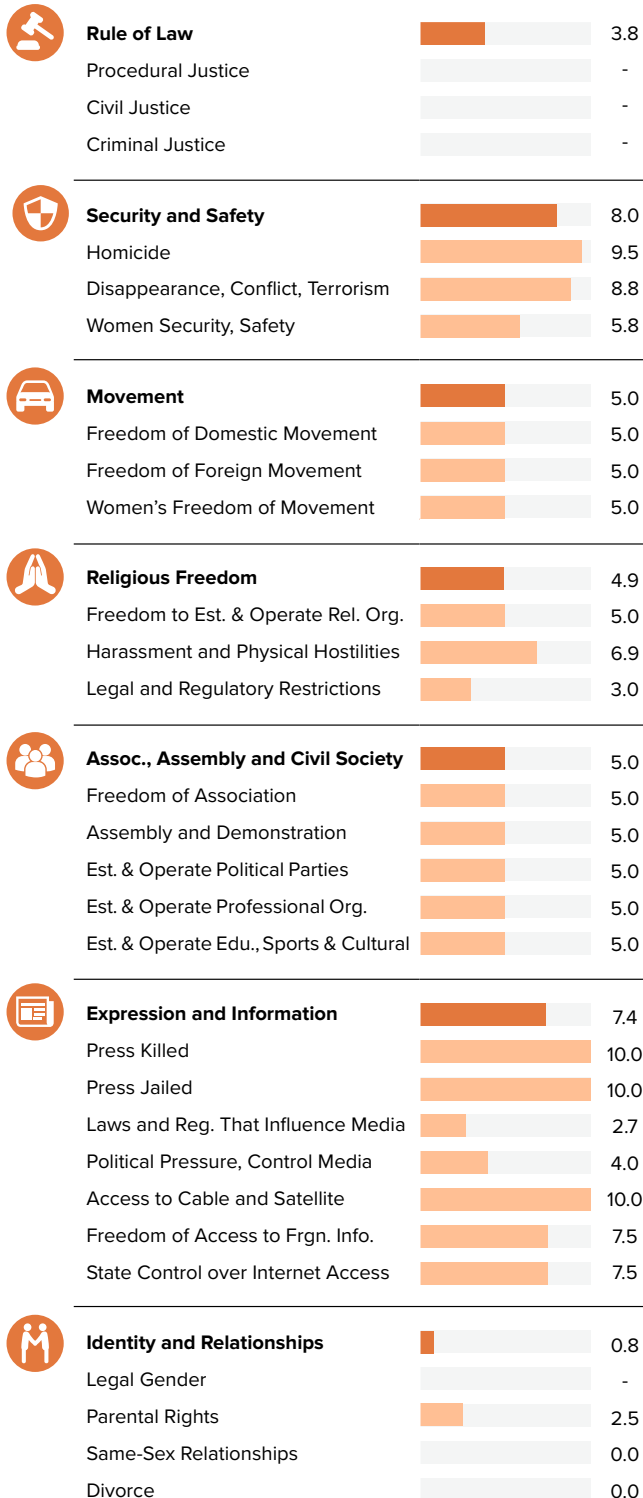
PERSONAL FREEDOM 5.28

ECONOMIC FREEDOM 4.99

HUMAN FREEDOM 5.14

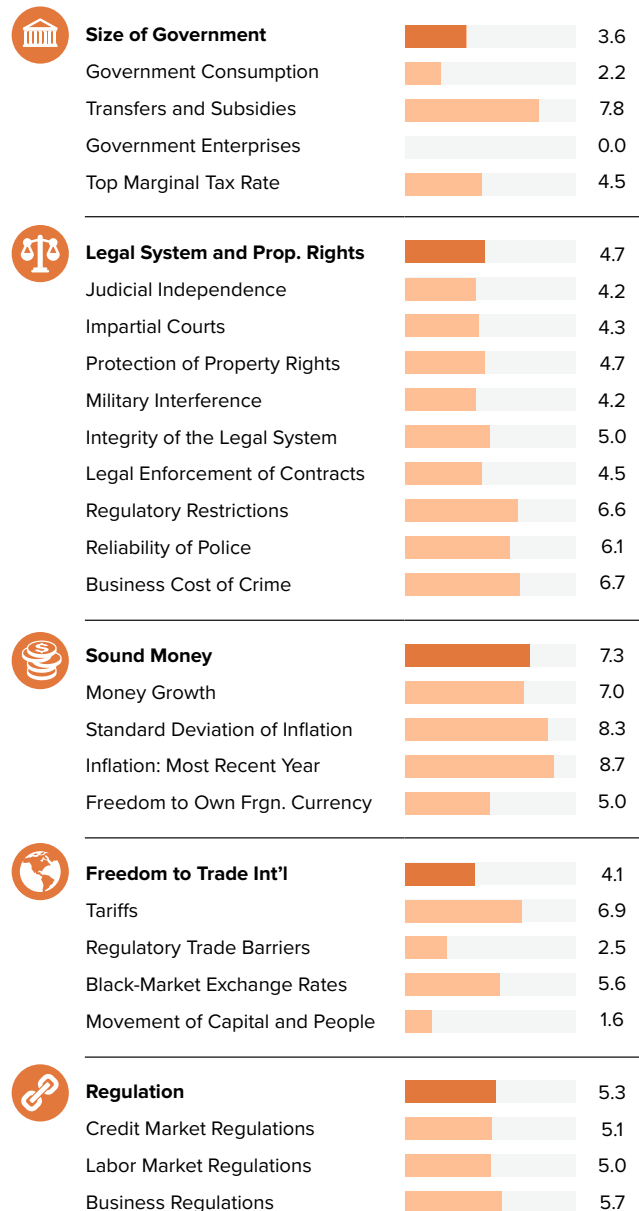
PERSONAL FREEDOM

Ranking
147/162










ECONOMIC FREEDOM

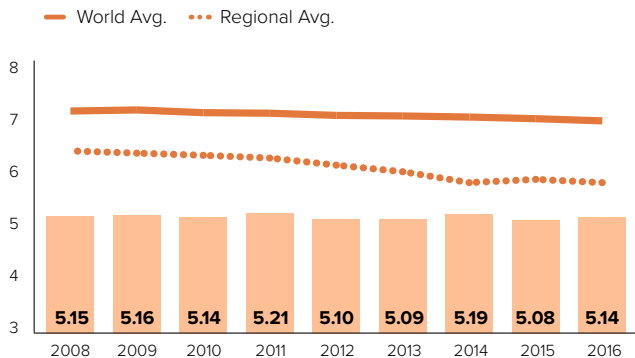
Ranking
159/162



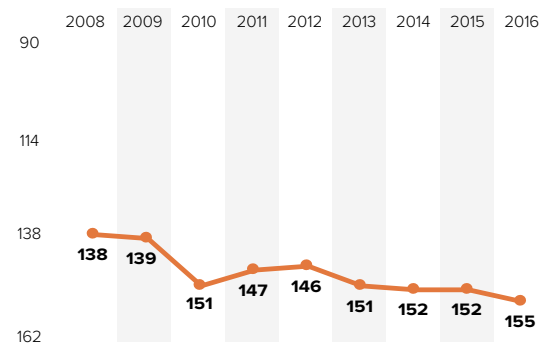
ALGERIA | MIDDLE EAST & NORTH AFRICA

	2008	2009	2010	2011	2012	2013	2014	2015	2016
HUMAN FREEDOM	5.15	5.16	5.14	5.21	5.10	5.09	5.19	5.08	5.14
ECONOMIC FREEDOM	5.16	5.18	5.07	5.06	4.95	5.04	5.01	4.83	4.99
PERSONAL FREEDOM	5.15	5.14	5.21	5.36	5.24	5.15	5.38	5.34	5.28
 Rule of Law	4.5	4.5	4.5	4.5	4.0	4.0	4.0	3.9	3.8
Procedural Justice	-	-	-	-	-	-	-	-	-
Civil Justice	-	-	-	-	-	-	-	-	-
Criminal Justice	-	-	-	-	-	-	-	-	-
 Security and Safety	7.9	7.9	8.2	8.2	8.1	7.6	8.0	8.0	8.0
Homicide	9.6	9.7	9.7	9.7	9.4	9.5	9.4	9.5	9.5
Disappearance, Conflict, Terrorism	7.5	7.4	8.1	7.4	7.4	7.5	8.7	8.8	8.8
Women Security, Safety	6.7	6.7	6.7	7.5	7.5	5.8	5.8	5.8	5.8
 Movement	5.0	5.0	5.0	3.3	3.3	5.0	5.0	5.0	5.0
Freedom of Domestic Movement	5.0	5.0	5.0	5.0	5.0	5.0	5.0	5.0	5.0
Freedom of Foreign Movement	5.0	5.0	5.0	5.0	5.0	5.0	5.0	5.0	5.0
Women's Freedom of Movement	5.0	5.0	5.0	0.0	0.0	5.0	5.0	5.0	5.0
 Religious Freedom	4.4	4.4	4.4	4.9	5.0	5.2	5.5	5.3	4.9
Freedom to Establish Religious Org.	1.3	1.3	1.3	3.8	3.8	3.8	5.0	5.0	5.0
Harassment and Physical Hostilities	7.8	7.9	7.8	7.4	7.6	7.6	7.5	6.9	6.9
Legal and Regulatory Restrictions	4.0	4.0	4.1	3.7	3.7	4.2	4.2	4.1	3.0
 Assoc., Assembly and Civil Society	4.4	4.4	4.4	3.8	3.8	3.8	5.0	5.0	5.0
Freedom of Association	5.0	5.0	5.0	5.0	5.0	5.0	5.0	5.0	5.0
Assembly and Demonstration	5.0	5.0	5.0	2.5	2.5	2.5	5.0	5.0	5.0
Est. & Operate Political Parties	4.2	4.2	4.2	3.8	3.8	3.8	5.0	5.0	5.0
Est. & Operate Professional Organizations	4.2	4.2	4.2	3.8	3.8	3.8	5.0	5.0	5.0
Est. & Operate Edu., Sporting and Cultural	3.8	3.8	3.8	3.8	3.8	3.8	5.0	5.0	5.0
 Expression and Information	6.7	6.6	6.7	7.4	7.5	7.5	7.4	7.4	7.4
Press Killed	10.0	10.0	10.0	10.0	10.0	10.0	10.0	10.0	10.0
Press Jailed	10.0	10.0	10.0	10.0	10.0	10.0	9.7	10.0	10.0
Laws and Reg. That Influence Media	2.7	2.7	2.7	2.7	3.0	3.3	3.0	2.7	2.7
Political Pressure, Control Media	4.3	3.8	4.3	4.3	4.3	4.5	4.3	4.3	4.0
Access to Cable and Satellite	10.0	10.0	10.0	10.0	10.0	10.0	10.0	10.0	10.0
Freedom of Access to Frgn. Info.	3.3	3.3	3.3	7.5	7.5	7.5	7.5	7.5	7.5
State Control over Internet Access	6.7	6.7	6.7	7.5	7.5	7.5	7.5	7.5	7.5
 Identity and Relationships	0.0	0.0	0.0	2.5	2.5	0.8	0.8	0.8	0.8
Legal Gender	-	-	-	-	-	-	-	-	-
Parental Rights	0.0	0.0	0.0	5.0	5.0	2.5	2.5	2.5	2.5
Same-Sex Relationships	0.0	0.0	0.0	0.0	0.0	0.0	0.0	0.0	0.0
Divorce	-	-	-	-	-	0.0	0.0	0.0	0.0

Human Freedom Score over Time



Human Freedom Ranking over Time



ANGOLA

SUB-SAHARAN AFRICA

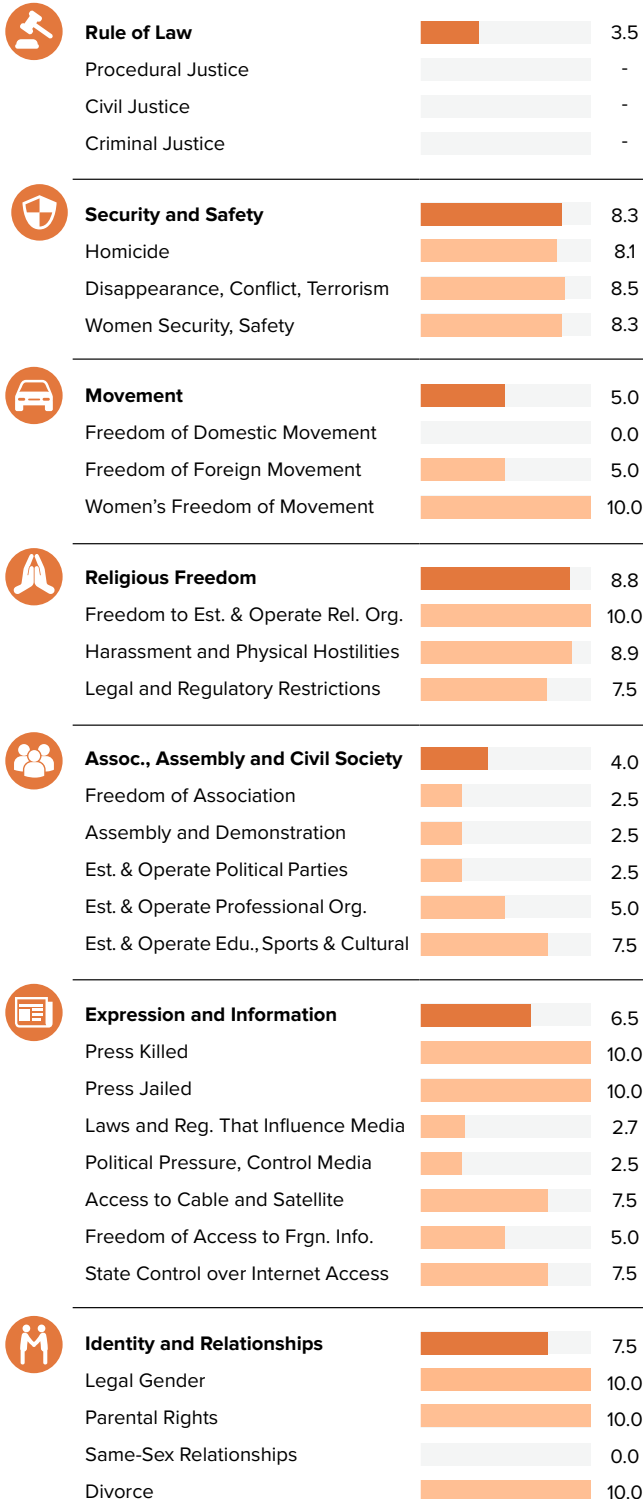
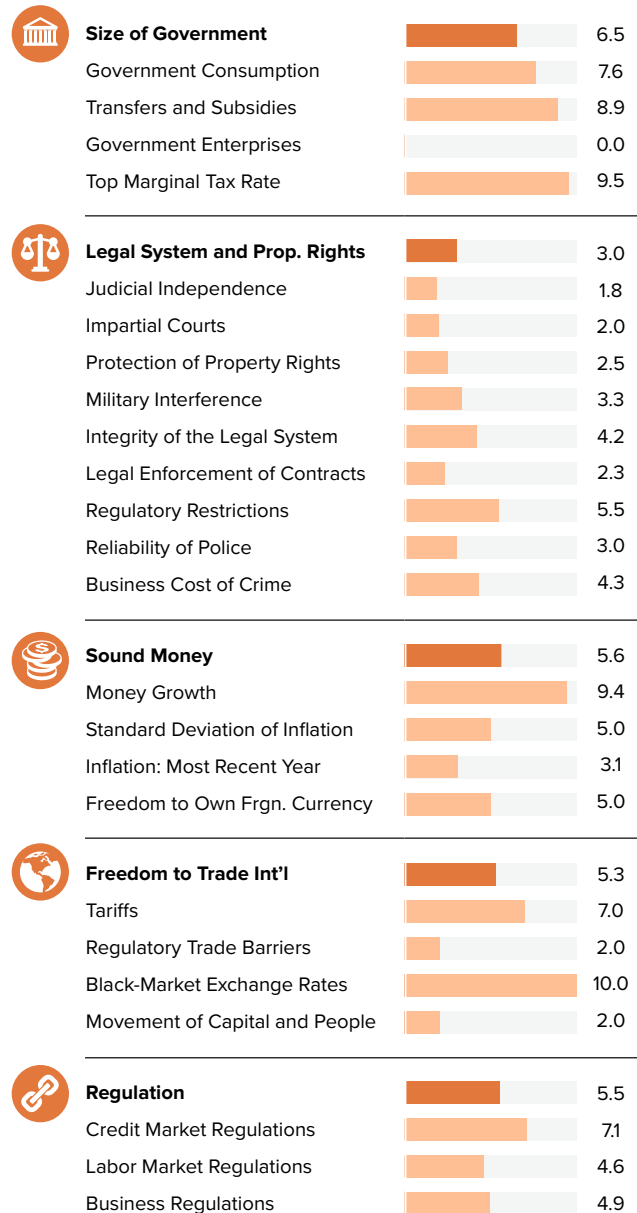
RANKING 142/162










Score 0–10

PERSONAL FREEDOM 6.11

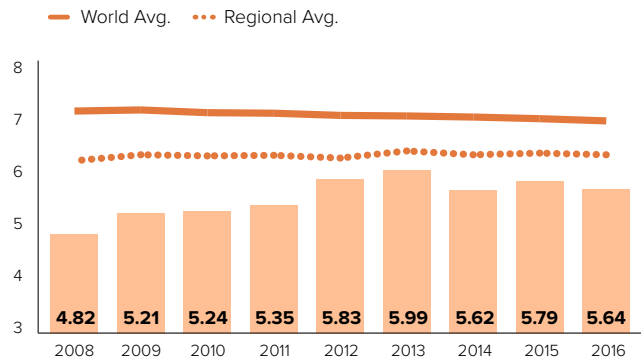
ECONOMIC FREEDOM 5.17

HUMAN FREEDOM 5.64**PERSONAL FREEDOM**Ranking
117/162**ECONOMIC FREEDOM**Ranking
155/162

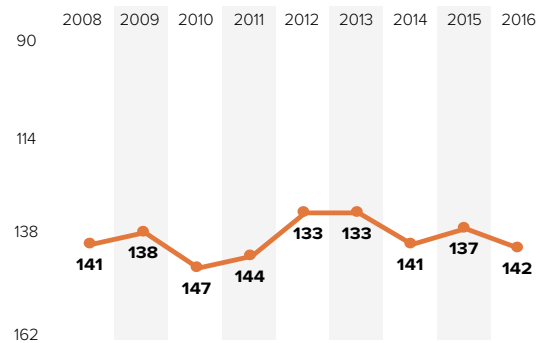
ANGOLA | SUB-SAHARAN AFRICA

	2008	2009	2010	2011	2012	2013	2014	2015	2016
HUMAN FREEDOM	4.82	5.21	5.24	5.35	5.83	5.99	5.62	5.79	5.64
ECONOMIC FREEDOM	4.41	5.14	5.30	5.16	5.28	5.25	5.13	5.44	5.17
PERSONAL FREEDOM	5.24	5.27	5.18	5.55	6.38	6.74	6.11	6.13	6.11
 Rule of Law	3.8	3.8	3.8	3.8	7.3	7.3	3.4	3.5	3.5
Procedural Justice	-	-	-	-	-	-	-	-	-
Civil Justice	-	-	-	-	-	-	-	-	-
Criminal Justice	-	-	-	-	-	-	-	-	-
 Security and Safety	8.1	8.1	8.4	8.4	8.3	8.3	8.3	8.3	8.3
Homicide	8.3	8.3	8.3	8.3	8.1	8.1	8.1	8.1	8.1
Disappearance, Conflict, Terrorism	8.5	8.4	9.5	8.5	8.5	8.5	8.5	8.5	8.5
Women Security, Safety	7.5	7.5	7.5	8.3	8.3	8.3	8.3	8.3	8.3
 Movement	3.3	3.3	3.3	3.3	3.3	5.0	5.0	5.0	5.0
Freedom of Domestic Movement	0.0	0.0	0.0	5.0	5.0	5.0	0.0	0.0	0.0
Freedom of Foreign Movement	0.0	0.0	0.0	0.0	0.0	0.0	5.0	5.0	5.0
Women's Freedom of Movement	10.0	10.0	10.0	5.0	5.0	10.0	10.0	10.0	10.0
 Religious Freedom	6.9	7.4	6.8	7.0	6.8	6.8	9.5	8.8	8.8
Freedom to Establish Religious Org.	4.2	4.2	4.2	5.0	5.0	5.0	10.0	10.0	10.0
Harassment and Physical Hostilities	8.7	9.5	8.8	8.5	8.2	8.3	9.6	8.8	8.9
Legal and Regulatory Restrictions	7.9	8.4	7.5	7.5	7.3	7.0	8.8	7.5	7.5
 Assoc., Assembly and Civil Society	2.0	2.0	2.0	3.0	3.0	3.3	4.0	4.0	4.0
Freedom of Association	2.5	2.5	2.5	2.5	2.5	2.5	2.5	2.5	2.5
Assembly and Demonstration	2.5	2.5	2.5	2.5	2.5	2.5	2.5	2.5	2.5
Est. & Operate Political Parties	1.3	1.3	1.3	2.5	2.5	2.5	2.5	2.5	2.5
Est. & Operate Professional Organizations	2.5	2.5	2.5	2.5	2.5	2.5	5.0	5.0	5.0
Est. & Operate Edu., Sporting and Cultural	1.3	1.3	1.3	5.0	5.0	5.0	7.5	7.5	7.5
 Expression and Information	7.9	7.8	6.6	6.7	6.7	6.6	6.6	6.5	6.5
Press Killed	10.0	10.0	1.4	10.0	10.0	10.0	10.0	10.0	10.0
Press Jailed	10.0	10.0	10.0	10.0	10.0	10.0	10.0	10.0	10.0
Laws and Reg. That Influence Media	4.0	4.0	4.0	3.7	3.7	3.7	3.7	3.3	2.7
Political Pressure, Control Media	4.5	4.3	3.8	3.3	3.0	2.8	2.5	2.5	2.5
Access to Cable and Satellite	10.0	10.0	10.0	7.5	7.5	7.5	7.5	7.5	7.5
Freedom of Access to Frgn. Info.	6.7	6.7	6.7	5.0	5.0	5.0	5.0	5.0	5.0
State Control over Internet Access	10.0	10.0	10.0	7.5	7.5	7.5	7.5	7.5	7.5
 Identity and Relationships	2.5	2.5	2.5	5.0	5.0	6.7	6.7	7.5	7.5
Legal Gender	-	-	-	-	-	-	-	10.0	10.0
Parental Rights	5.0	5.0	5.0	10.0	10.0	10.0	10.0	10.0	10.0
Same-Sex Relationships	0.0	0.0	0.0	0.0	0.0	0.0	0.0	0.0	0.0
Divorce	-	-	-	-	-	10.0	10.0	10.0	10.0

Human Freedom Score over Time



Human Freedom Ranking over Time



ARGENTINA

LATIN AMERICA & THE CARIBBEAN

RANKING 107/162



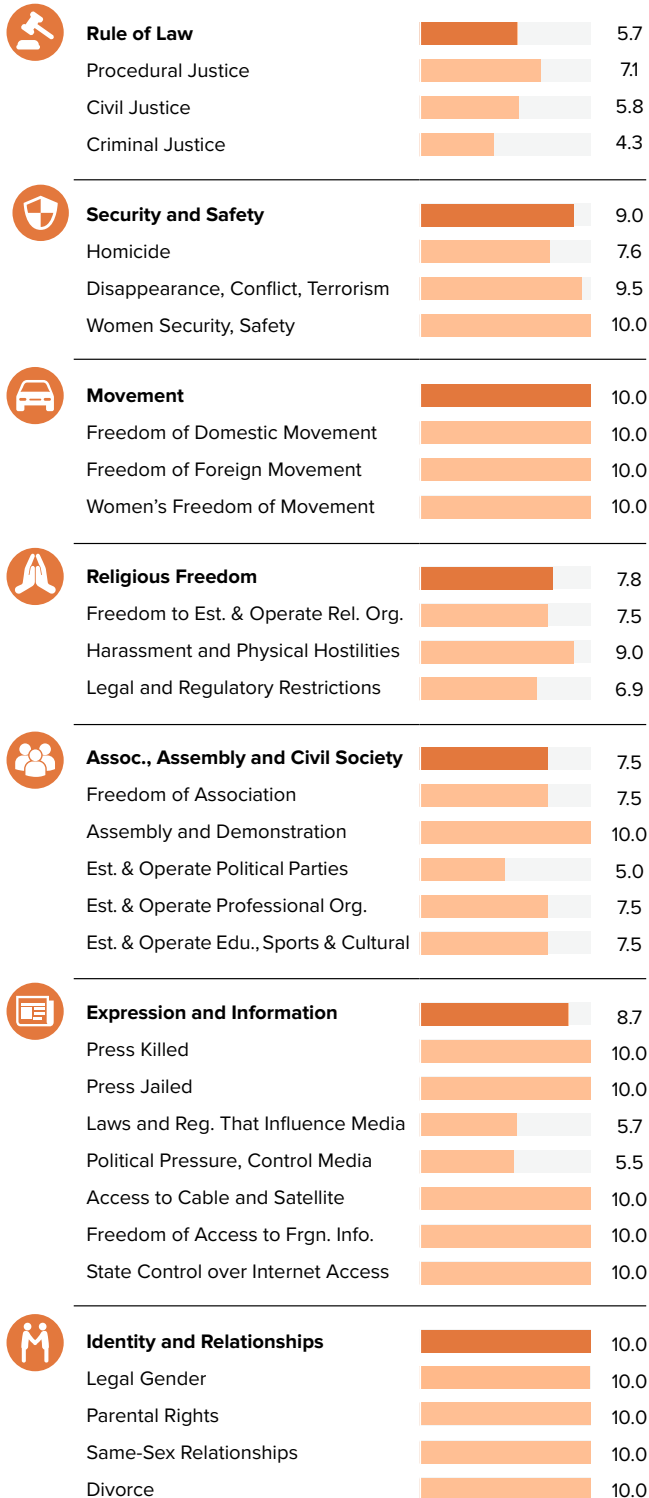
Score 0–10

PERSONAL FREEDOM 8.10
ECONOMIC FREEDOM 4.84

HUMAN FREEDOM 6.47

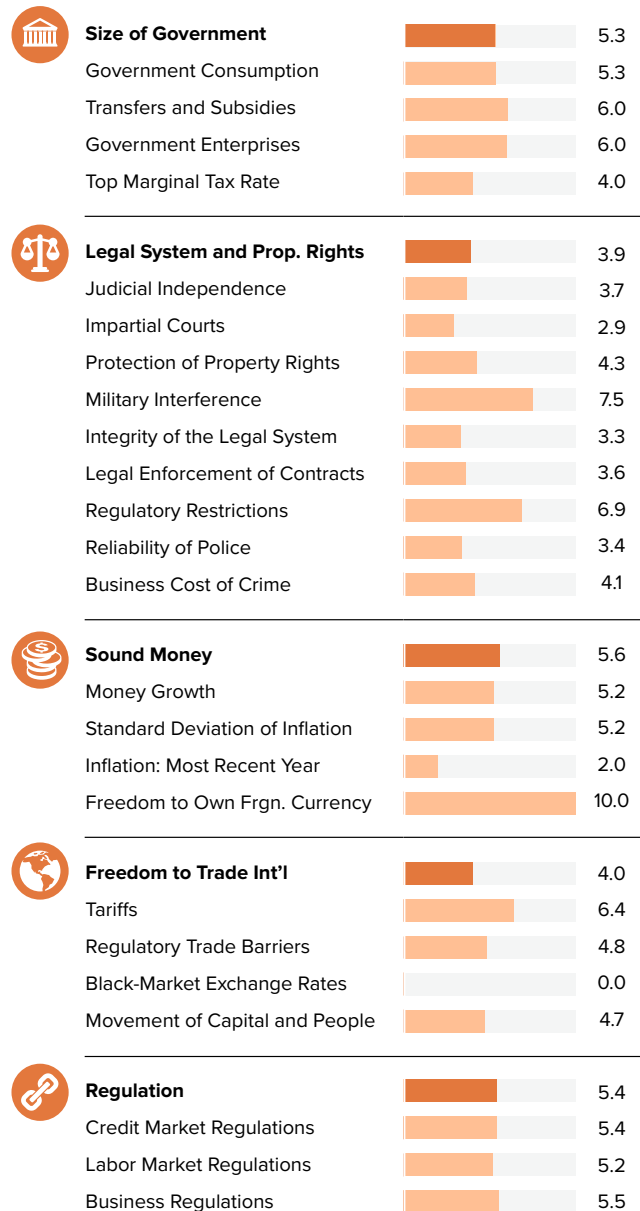
PERSONAL FREEDOM

Ranking
42/162



ECONOMIC FREEDOM

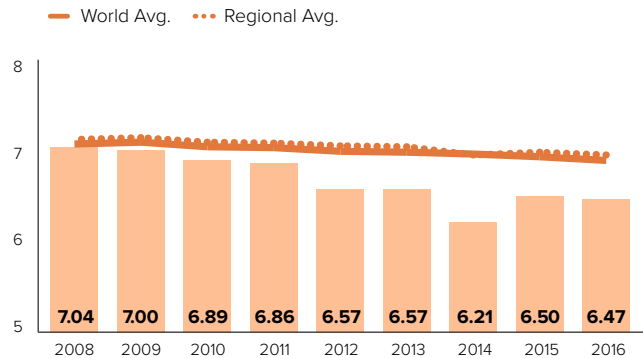
Ranking
160/162



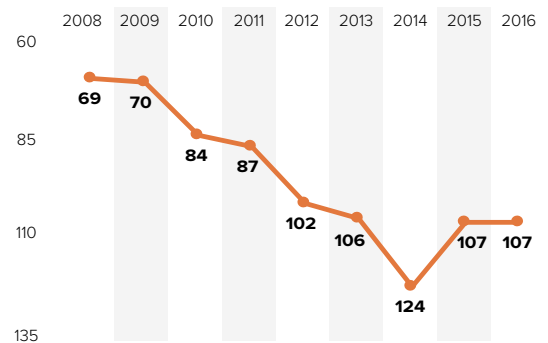
ARGENTINA | LATIN AMERICA & THE CARIBBEAN

	2008	2009	2010	2011	2012	2013	2014	2015	2016
HUMAN FREEDOM	7.04	7.00	6.89	6.86	6.57	6.57	6.21	6.50	6.47
ECONOMIC FREEDOM	5.88	5.82	5.59	5.58	5.04	4.88	4.49	4.98	4.84
PERSONAL FREEDOM	8.19	8.18	8.18	8.13	8.10	8.26	7.92	8.03	8.10
Rule of Law	5.3	5.3	5.3	5.3	5.2	5.2	5.3	5.5	5.7
Procedural Justice	6.3	6.3	6.3	6.3	6.6	6.6	6.5	6.7	7.1
Civil Justice	5.4	5.4	5.4	5.4	5.4	5.4	5.5	5.7	5.8
Criminal Justice	4.3	4.3	4.3	4.3	3.7	3.7	3.9	4.3	4.3
Security and Safety	8.8	8.8	8.8	8.8	8.8	8.8	8.8	9.0	9.0
Homicide	7.0	7.0	7.0	7.0	7.0	7.0	7.0	7.4	7.6
Disappearance, Conflict, Terrorism	9.5	9.5	9.5	9.5	9.5	9.5	9.5	9.5	9.5
Women Security, Safety	10.0	10.0	10.0	10.0	10.0	10.0	10.0	10.0	10.0
Movement	10.0	10.0	10.0	10.0	10.0	10.0	10.0	10.0	10.0
Freedom of Domestic Movement	10.0	10.0	10.0	10.0	10.0	10.0	10.0	10.0	10.0
Freedom of Foreign Movement	10.0	10.0	10.0	10.0	10.0	10.0	10.0	10.0	10.0
Women's Freedom of Movement	10.0	10.0	10.0	10.0	10.0	10.0	10.0	10.0	10.0
Religious Freedom	8.9	8.7	9.1	8.8	8.7	8.9	7.9	7.9	7.8
Freedom to Establish Religious Org.	10.0	10.0	10.0	10.0	10.0	10.0	7.5	7.5	7.5
Harassment and Physical Hostilities	9.4	9.4	9.6	9.4	9.1	9.3	9.0	8.9	9.0
Legal and Regulatory Restrictions	7.1	6.7	7.8	7.1	7.1	7.3	7.0	7.2	6.9
Assoc., Assembly and Civil Society	9.1	9.1	9.1	8.5	8.5	10.0	7.5	7.5	7.5
Freedom of Association	10.0	10.0	10.0	10.0	10.0	10.0	7.5	7.5	7.5
Assembly and Demonstration	10.0	10.0	10.0	10.0	10.0	10.0	10.0	10.0	10.0
Est. & Operate Political Parties	8.3	8.3	8.3	7.5	7.5	7.5	5.0	5.0	5.0
Est. & Operate Professional Organizations	8.8	8.8	8.8	5.0	5.0	5.0	7.5	7.5	7.5
Est. & Operate Edu., Sporting and Cultural	8.3	8.3	8.3	10.0	10.0	10.0	7.5	7.5	7.5
Expression and Information	8.6	8.6	8.3	8.6	8.6	8.6	8.6	8.6	8.7
Press Killed	10.0	10.0	7.6	10.0	10.0	10.0	10.0	10.0	10.0
Press Jailed	10.0	10.0	10.0	10.0	10.0	10.0	10.0	10.0	10.0
Laws and Reg. That Influence Media	5.7	5.7	6.0	6.0	5.7	5.3	5.0	5.3	5.7
Political Pressure, Control Media	4.8	4.8	4.3	4.5	4.3	4.8	5.0	5.0	5.5
Access to Cable and Satellite	10.0	10.0	10.0	10.0	10.0	10.0	10.0	10.0	10.0
Freedom of Access to Frgn. Info.	10.0	10.0	10.0	10.0	10.0	10.0	10.0	10.0	10.0
State Control over Internet Access	10.0	10.0	10.0	10.0	10.0	10.0	10.0	10.0	10.0
Identity and Relationships	10.0	10.0	10.0	10.0	10.0	10.0	10.0	10.0	10.0
Legal Gender	-	-	-	-	-	-	-	10.0	10.0
Parental Rights	10.0	10.0	10.0	10.0	10.0	10.0	10.0	10.0	10.0
Same-Sex Relationships	10.0	10.0	10.0	10.0	10.0	10.0	10.0	10.0	10.0
Divorce	-	-	-	-	-	10.0	10.0	10.0	10.0

Human Freedom Score over Time



Human Freedom Ranking over Time



ARMENIA

CAUCASUS & CENTRAL ASIA

RANKING 57/162



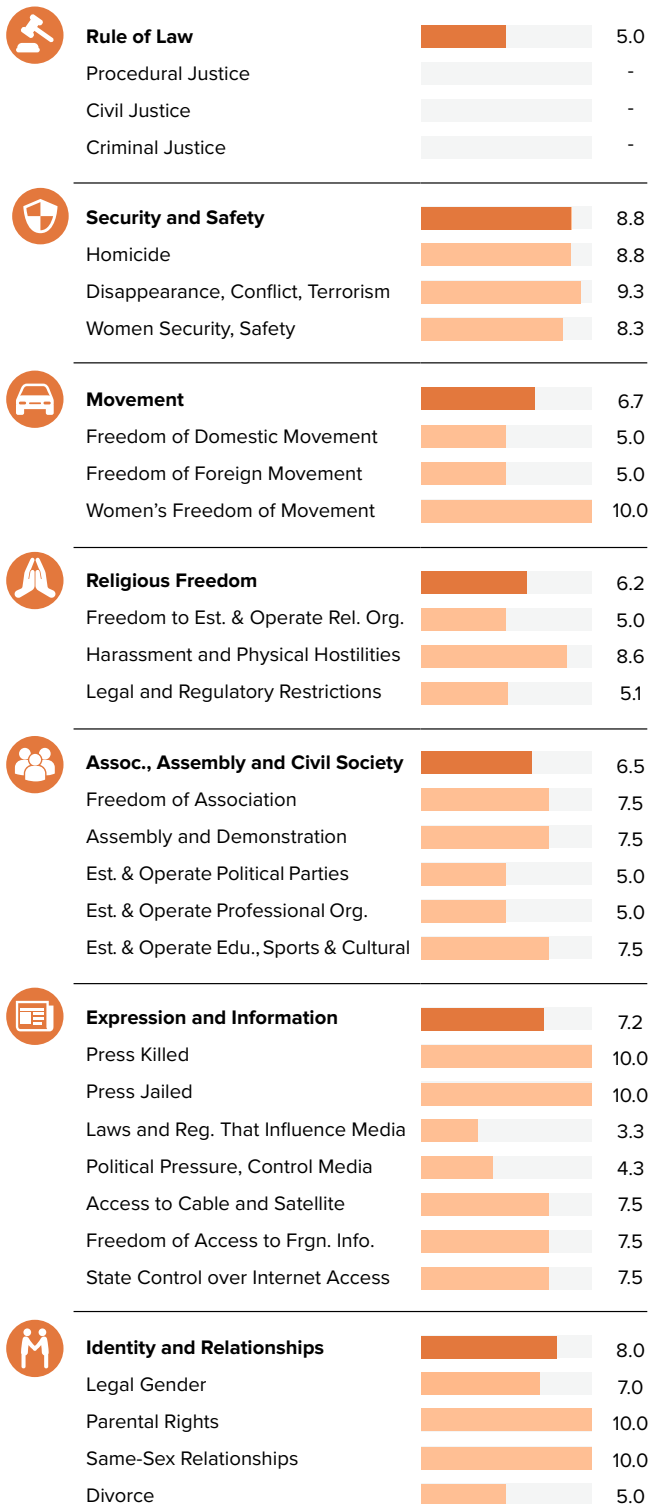
Score 0–10

PERSONAL FREEDOM 6.91
ECONOMIC FREEDOM 7.57

HUMAN FREEDOM 7.24

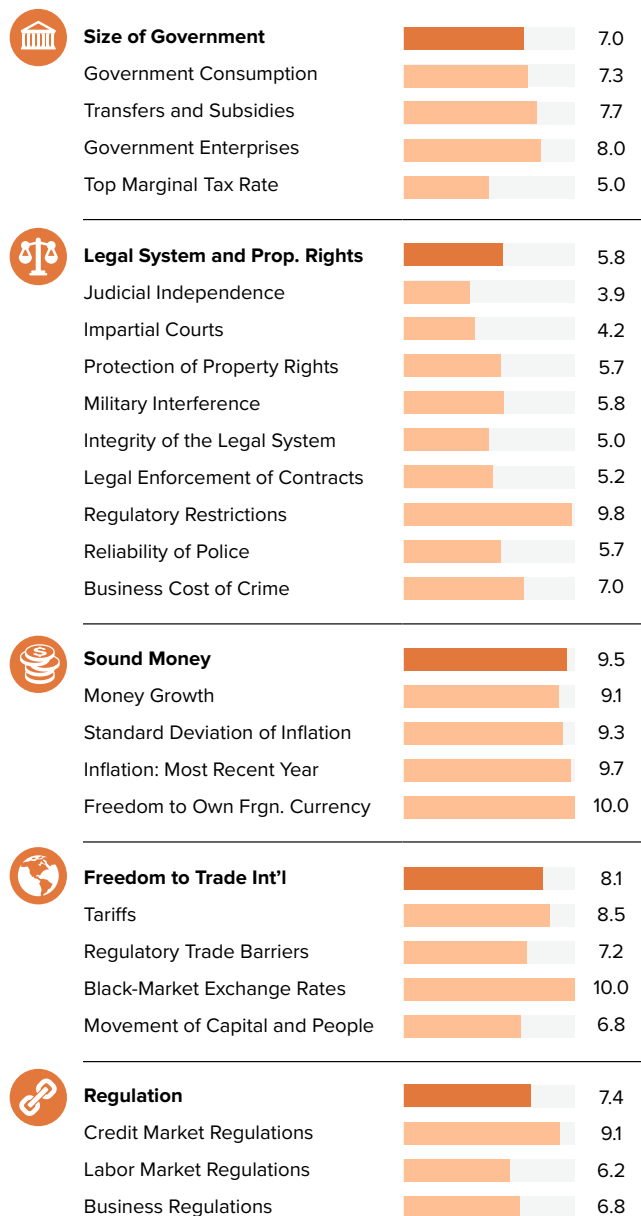
PERSONAL FREEDOM

Ranking
84/162










ECONOMIC FREEDOM

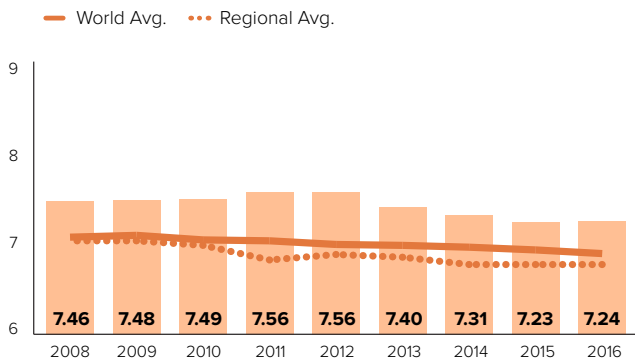
Ranking
29/162



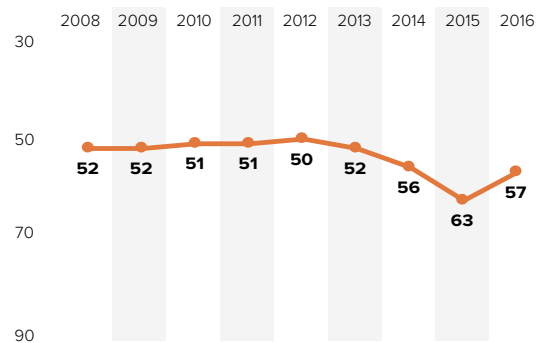
ARMENIA | CAUCASUS & CENTRAL ASIA

	2008	2009	2010	2011	2012	2013	2014	2015	2016
HUMAN FREEDOM	7.46	7.48	7.49	7.56	7.56	7.40	7.31	7.23	7.24
ECONOMIC FREEDOM	7.59	7.55	7.56	7.71	7.75	7.69	7.70	7.59	7.57
PERSONAL FREEDOM	7.32	7.41	7.42	7.41	7.37	7.10	6.92	6.87	6.91
 Rule of Law	4.9	4.9	4.9	4.9	4.6	4.6	4.6	4.7	5.0
Procedural Justice	-	-	-	-	-	-	-	-	-
Civil Justice	-	-	-	-	-	-	-	-	-
Criminal Justice	-	-	-	-	-	-	-	-	-
 Security and Safety	9.6	9.4	9.6	9.2	9.3	9.0	8.9	8.9	8.8
Homicide	8.7	8.7	9.2	9.0	9.1	9.1	9.0	9.0	8.8
Disappearance, Conflict, Terrorism	10.0	9.5	9.5	9.5	9.5	9.5	9.5	9.5	9.3
Women Security, Safety	10.0	10.0	10.0	9.2	9.2	8.3	8.3	8.3	8.3
 Movement	6.7	6.7	6.7	6.7	6.7	6.7	6.7	6.7	6.7
Freedom of Domestic Movement	5.0	5.0	5.0	5.0	5.0	5.0	5.0	5.0	5.0
Freedom of Foreign Movement	5.0	5.0	5.0	5.0	5.0	5.0	5.0	5.0	5.0
Women's Freedom of Movement	10.0	10.0	10.0	10.0	10.0	10.0	10.0	10.0	10.0
 Religious Freedom	7.4	7.4	7.0	6.3	6.3	6.3	6.5	6.4	6.2
Freedom to Establish Religious Org.	-	-	-	5.0	5.0	5.0	5.0	5.0	5.0
Harassment and Physical Hostilities	8.4	8.8	8.1	8.3	8.4	7.9	8.4	8.6	8.6
Legal and Regulatory Restrictions	6.3	6.1	6.0	5.7	5.4	5.8	6.0	5.6	5.1
 Assoc., Assembly and Civil Society	-	-	-	7.8	7.8	7.5	6.5	6.5	6.5
Freedom of Association	-	-	-	5.0	5.0	5.0	7.5	7.5	7.5
Assembly and Demonstration	-	-	-	7.5	7.5	7.5	7.5	7.5	7.5
Est. & Operate Political Parties	-	-	-	10.0	10.0	10.0	5.0	5.0	5.0
Est. & Operate Professional Organizations	-	-	-	6.3	6.3	6.3	5.0	5.0	5.0
Est. & Operate Edu., Sporting and Cultural	-	-	-	10.0	10.0	10.0	7.5	7.5	7.5
 Expression and Information	5.7	6.7	6.8	8.1	8.3	8.3	7.2	7.2	7.2
Press Killed	10.0	10.0	10.0	10.0	10.0	10.0	10.0	10.0	10.0
Press Jailed	6.6	10.0	10.0	10.0	10.0	10.0	10.0	10.0	10.0
Laws and Reg. That Influence Media	3.0	3.0	3.3	3.0	3.7	3.7	3.7	3.3	3.3
Political Pressure, Control Media	3.3	3.8	3.8	4.0	4.5	4.3	4.5	4.3	4.3
Access to Cable and Satellite	-	-	-	10.0	10.0	10.0	7.5	7.5	7.5
Freedom of Access to Frgn. Info.	-	-	-	10.0	10.0	10.0	7.5	7.5	7.5
State Control over Internet Access	-	-	-	10.0	10.0	10.0	7.5	7.5	7.5
 Identity and Relationships	10.0	10.0	10.0	10.0	10.0	8.3	8.3	8.0	8.0
Legal Gender	-	-	-	-	-	-	-	7.0	7.0
Parental Rights	10.0	10.0	10.0	10.0	10.0	10.0	10.0	10.0	10.0
Same-Sex Relationships	10.0	10.0	10.0	10.0	10.0	10.0	10.0	10.0	10.0
Divorce	-	-	-	-	-	5.0	5.0	5.0	5.0

Human Freedom Score over Time



Human Freedom Ranking over Time



AUSTRALIA

OCEANIA

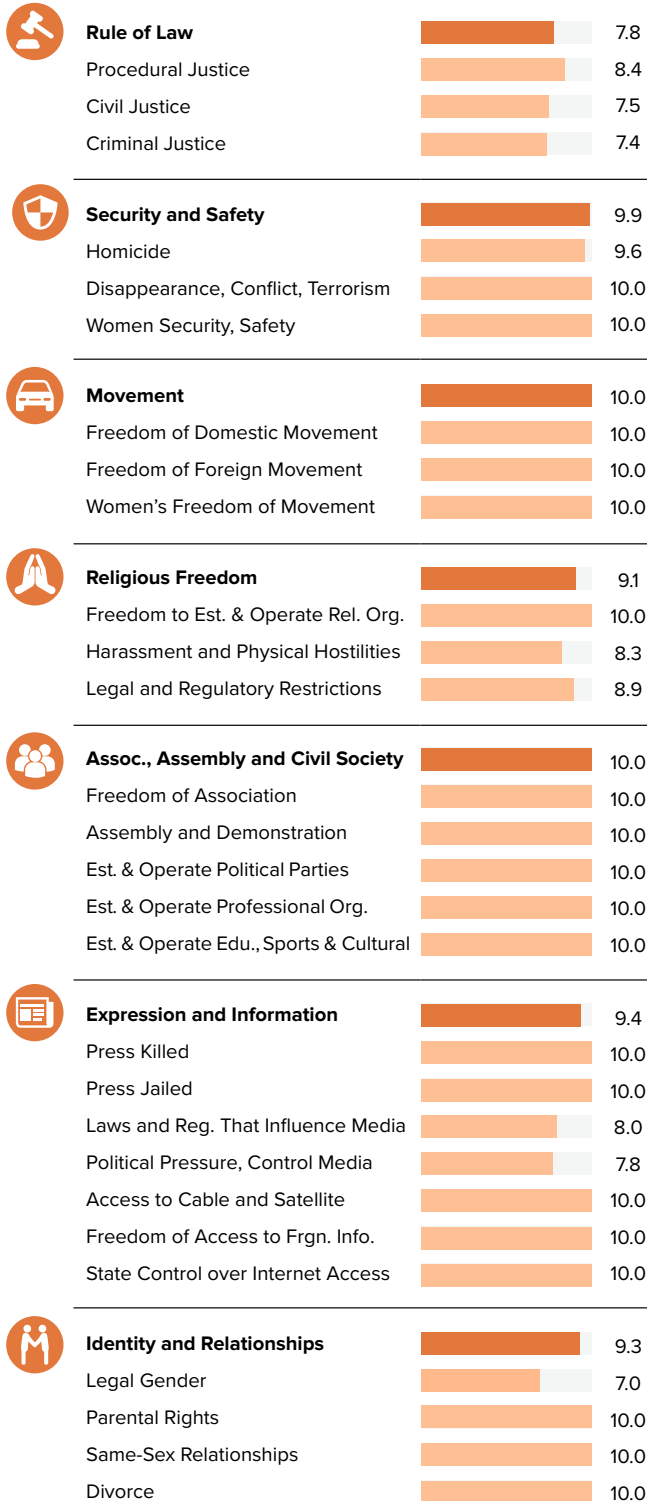
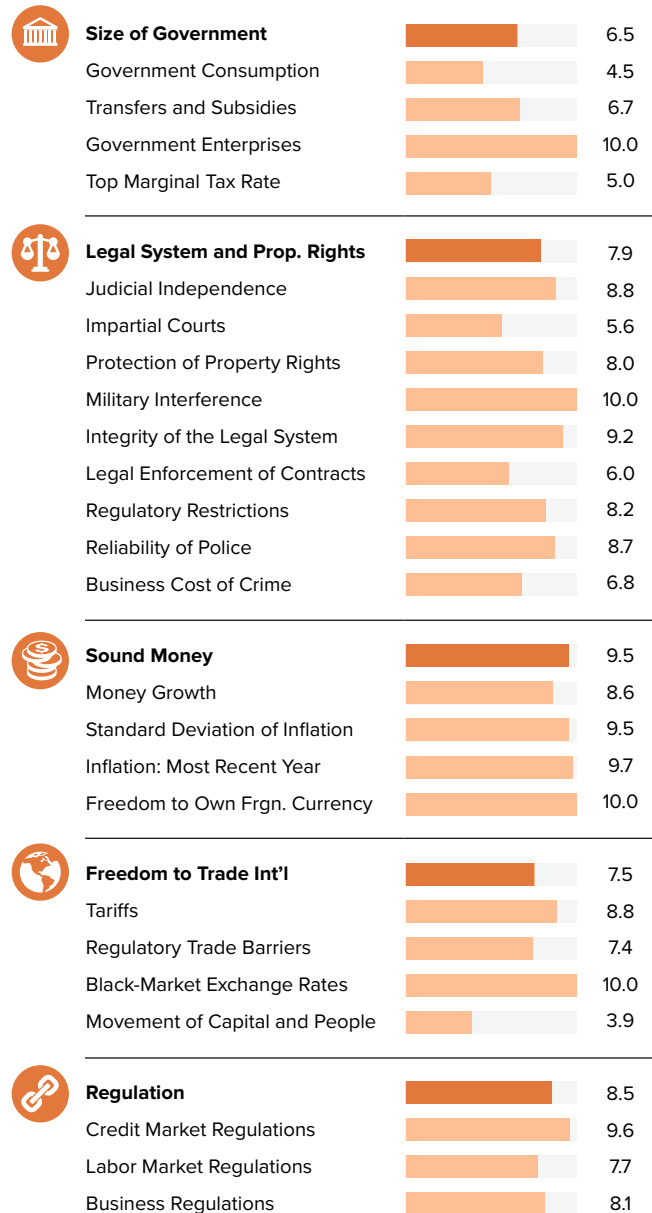
RANKING 4/162










Score 0–10

PERSONAL FREEDOM 9.18

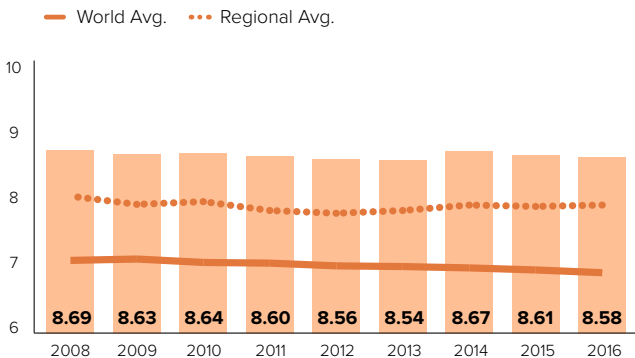
ECONOMIC FREEDOM 7.98

HUMAN FREEDOM 8.58**PERSONAL FREEDOM**Ranking
11/162**ECONOMIC FREEDOM**Ranking
10/162

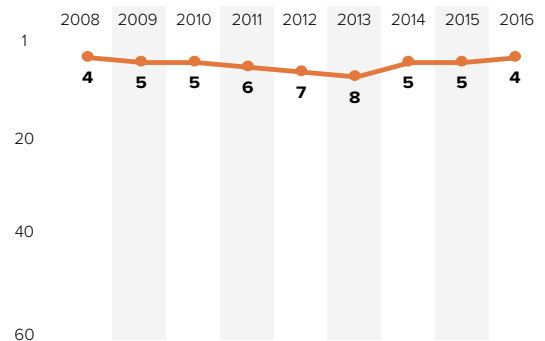
AUSTRALIA | OCEANIA

	2008	2009	2010	2011	2012	2013	2014	2015	2016
HUMAN FREEDOM	8.69	8.63	8.64	8.60	8.56	8.54	8.67	8.61	8.58
ECONOMIC FREEDOM	8.08	7.97	8.02	8.01	7.96	7.92	8.02	8.00	7.98
PERSONAL FREEDOM	9.29	9.29	9.27	9.18	9.16	9.17	9.32	9.21	9.18
 Rule of Law	7.8	7.8	7.8	7.8	7.7	7.7	7.9	7.9	7.8
Procedural Justice	8.8	8.8	8.8	8.8	8.5	8.5	8.6	8.5	8.4
Civil Justice	7.2	7.2	7.2	7.2	7.3	7.3	7.4	7.7	7.5
Criminal Justice	7.2	7.2	7.2	7.2	7.3	7.3	7.7	7.5	7.4
 Security and Safety	9.8	9.8	9.8	9.8	9.8	9.9	9.9	9.9	9.9
Homicide	9.5	9.5	9.6	9.6	9.6	9.6	9.6	9.6	9.6
Disappearance, Conflict, Terrorism	10.0	10.0	10.0	10.0	10.0	10.0	10.0	10.0	10.0
Women Security, Safety	9.8	9.8	9.8	9.8	9.8	10.0	10.0	10.0	10.0
 Movement	10.0	10.0	10.0	10.0	10.0	10.0	10.0	10.0	10.0
Freedom of Domestic Movement	10.0	10.0	10.0	10.0	10.0	10.0	10.0	10.0	10.0
Freedom of Foreign Movement	10.0	10.0	10.0	10.0	10.0	10.0	10.0	10.0	10.0
Women's Freedom of Movement	10.0	10.0	10.0	10.0	10.0	10.0	10.0	10.0	10.0
 Religious Freedom	9.6	9.6	9.2	9.1	9.1	9.3	9.5	9.1	9.1
Freedom to Establish Religious Org.	10.0	10.0	10.0	10.0	10.0	10.0	10.0	10.0	10.0
Harassment and Physical Hostilities	9.0	9.2	8.9	8.9	8.9	9.3	8.8	8.7	8.3
Legal and Regulatory Restrictions	9.7	9.4	8.8	8.5	8.5	8.4	9.7	8.8	8.9
 Assoc., Assembly and Civil Society	10.0	10.0	10.0	9.3	9.3	9.2	10.0	10.0	10.0
Freedom of Association	10.0	10.0	10.0	10.0	10.0	10.0	10.0	10.0	10.0
Assembly and Demonstration	10.0	10.0	10.0	10.0	10.0	10.0	10.0	10.0	10.0
Est. & Operate Political Parties	10.0	10.0	10.0	10.0	10.0	10.0	10.0	10.0	10.0
Est. & Operate Professional Organizations	10.0	10.0	10.0	8.8	8.8	8.8	10.0	10.0	10.0
Est. & Operate Edu., Sporting and Cultural	10.0	10.0	10.0	7.5	7.5	7.5	10.0	10.0	10.0
 Expression and Information	9.4	9.4	9.4	9.5	9.5	9.4	9.4	9.4	9.4
Press Killed	10.0	10.0	10.0	10.0	10.0	10.0	10.0	10.0	10.0
Press Jailed	10.0	10.0	10.0	10.0	10.0	10.0	10.0	10.0	10.0
Laws and Reg. That Influence Media	8.0	8.0	8.3	8.7	8.7	8.3	8.3	8.0	8.0
Political Pressure, Control Media	7.8	7.8	7.8	7.5	7.5	7.5	7.5	7.5	7.8
Access to Cable and Satellite	10.0	10.0	10.0	10.0	10.0	10.0	10.0	10.0	10.0
Freedom of Access to Frgn. Info.	10.0	10.0	10.0	10.0	10.0	10.0	10.0	10.0	10.0
State Control over Internet Access	10.0	10.0	10.0	10.0	10.0	10.0	10.0	10.0	10.0
 Identity and Relationships	10.0	10.0	10.0	10.0	10.0	10.0	10.0	9.3	9.3
Legal Gender	-	-	-	-	-	-	-	7.0	7.0
Parental Rights	10.0	10.0	10.0	10.0	10.0	10.0	10.0	10.0	10.0
Same-Sex Relationships	10.0	10.0	10.0	10.0	10.0	10.0	10.0	10.0	10.0
Divorce	-	-	-	-	-	10.0	10.0	10.0	10.0

Human Freedom Score over Time



Human Freedom Ranking over Time



AUSTRIA

WESTERN EUROPE

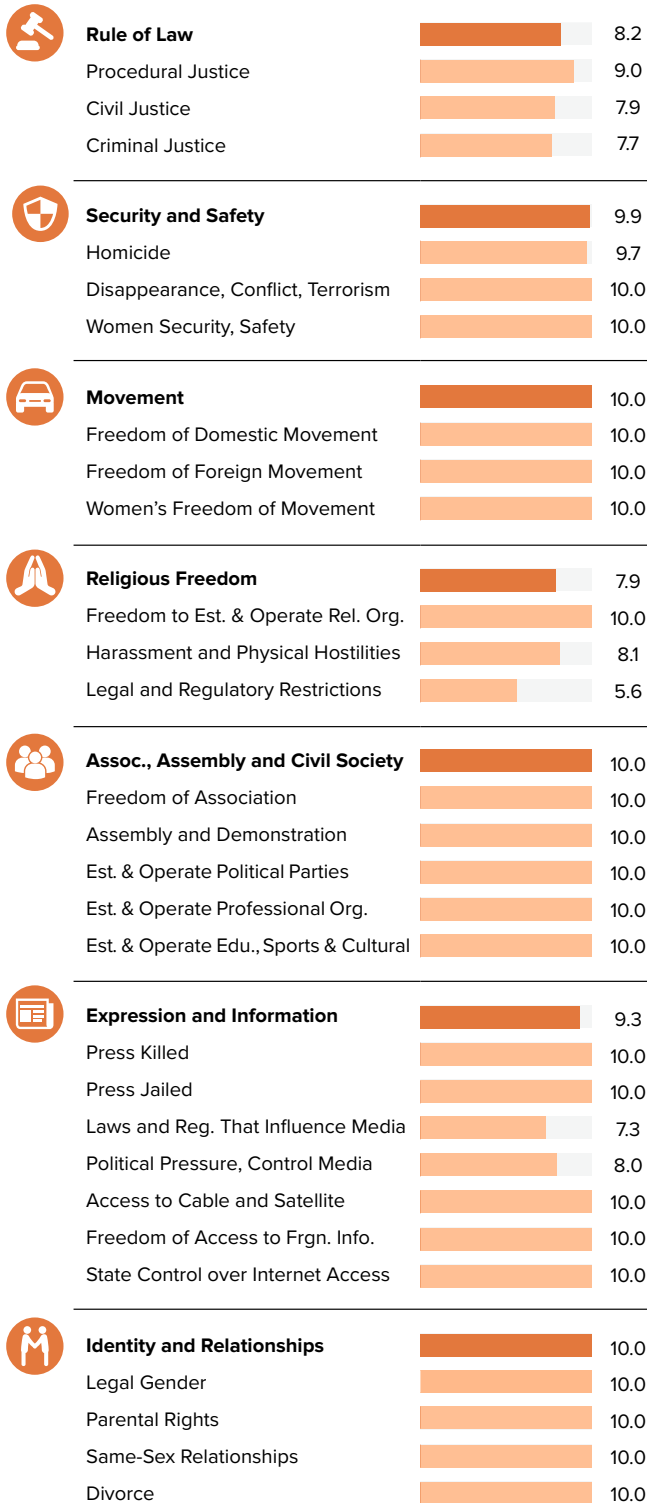
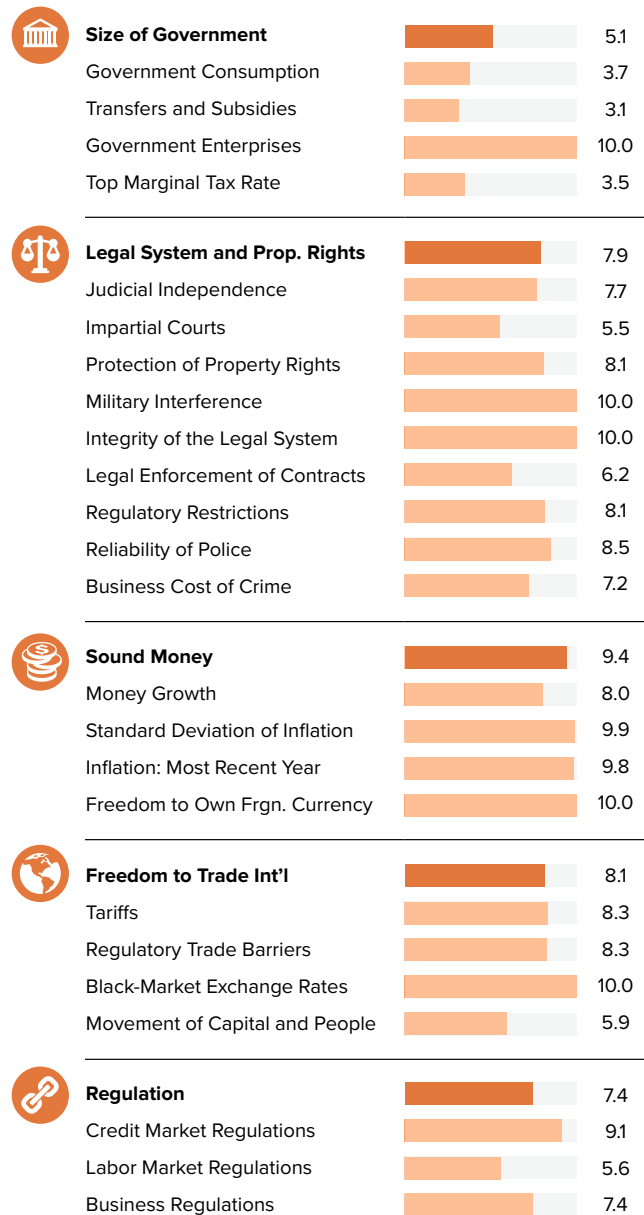
RANKING 16/162










Score 0–10

PERSONAL FREEDOM 9.25

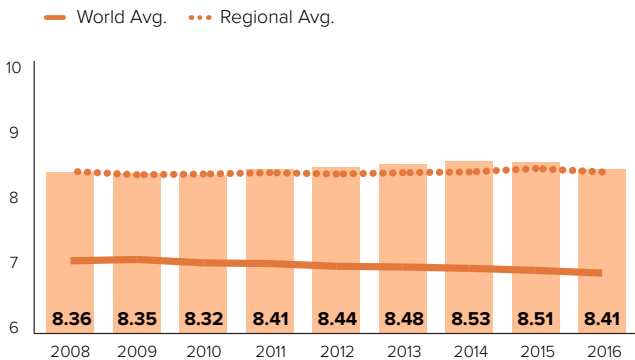
ECONOMIC FREEDOM 7.58

HUMAN FREEDOM 8.41**PERSONAL FREEDOM**Ranking
8/162**ECONOMIC FREEDOM**Ranking
27/162

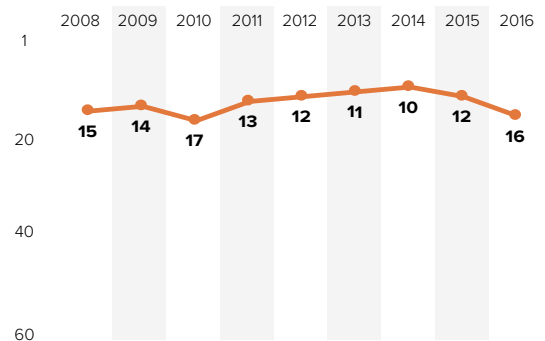
AUSTRIA | WESTERN EUROPE

	2008	2009	2010	2011	2012	2013	2014	2015	2016
HUMAN FREEDOM	8.36	8.35	8.32	8.41	8.44	8.48	8.53	8.51	8.41
ECONOMIC FREEDOM	7.70	7.66	7.62	7.65	7.62	7.63	7.68	7.64	7.58
PERSONAL FREEDOM	9.03	9.03	9.02	9.18	9.27	9.32	9.38	9.38	9.25
 Rule of Law	7.7	7.7	7.7	7.7	8.2	8.2	8.5	8.6	8.2
Procedural Justice	8.1	8.1	8.1	8.1	9.1	9.1	9.3	9.4	9.0
Civil Justice	7.4	7.4	7.4	7.4	7.5	7.5	7.9	8.0	7.9
Criminal Justice	7.5	7.5	7.5	7.5	8.1	8.1	8.2	8.3	7.7
 Security and Safety	9.9	9.8	9.9	9.8	9.8	9.9	9.9	9.9	9.9
Homicide	9.7	9.8	9.7	9.6	9.6	9.7	9.8	9.8	9.7
Disappearance, Conflict, Terrorism	10.0	9.9	10.0	10.0	10.0	10.0	10.0	10.0	10.0
Women Security, Safety	9.8	9.8	9.8	9.8	9.8	10.0	10.0	10.0	10.0
 Movement	10.0	10.0	10.0	10.0	10.0	10.0	10.0	10.0	10.0
Freedom of Domestic Movement	10.0	10.0	10.0	10.0	10.0	10.0	10.0	10.0	10.0
Freedom of Foreign Movement	10.0	10.0	10.0	10.0	10.0	10.0	10.0	10.0	10.0
Women's Freedom of Movement	10.0	10.0	10.0	10.0	10.0	10.0	10.0	10.0	10.0
 Religious Freedom	8.4	8.5	8.3	8.6	8.2	8.5	8.5	8.2	7.9
Freedom to Establish Religious Org.	10.0	10.0	10.0	10.0	10.0	10.0	10.0	10.0	10.0
Harassment and Physical Hostilities	8.8	8.7	8.8	8.7	8.4	9.2	8.8	8.2	8.1
Legal and Regulatory Restrictions	6.4	6.6	6.3	7.1	6.2	6.4	6.7	6.5	5.6
 Assoc., Assembly and Civil Society	8.7	8.7	8.7	10.0	10.0	10.0	10.0	10.0	10.0
Freedom of Association	10.0	10.0	10.0	10.0	10.0	10.0	10.0	10.0	10.0
Assembly and Demonstration	10.0	10.0	10.0	10.0	10.0	10.0	10.0	10.0	10.0
Est. & Operate Political Parties	10.0	10.0	10.0	10.0	10.0	10.0	10.0	10.0	10.0
Est. & Operate Professional Organizations	5.0	5.0	5.0	10.0	10.0	10.0	10.0	10.0	10.0
Est. & Operate Edu., Sporting and Cultural	8.3	8.3	8.3	10.0	10.0	10.0	10.0	10.0	10.0
 Expression and Information	9.3	9.3	9.3	9.3	9.3	9.3	9.3	9.3	9.3
Press Killed	10.0	10.0	10.0	10.0	10.0	10.0	10.0	10.0	10.0
Press Jailed	10.0	10.0	10.0	10.0	10.0	10.0	10.0	10.0	10.0
Laws and Reg. That Influence Media	7.3	7.3	7.3	7.3	7.3	7.3	7.3	7.3	7.3
Political Pressure, Control Media	8.0	8.0	8.0	8.0	8.0	8.0	8.0	7.8	8.0
Access to Cable and Satellite	10.0	10.0	10.0	10.0	10.0	10.0	10.0	10.0	10.0
Freedom of Access to Frgn. Info.	10.0	10.0	10.0	10.0	10.0	10.0	10.0	10.0	10.0
State Control over Internet Access	10.0	10.0	10.0	10.0	10.0	10.0	10.0	10.0	10.0
 Identity and Relationships	10.0	10.0	10.0	10.0	10.0	10.0	10.0	10.0	10.0
Legal Gender	-	-	-	-	-	-	-	10.0	10.0
Parental Rights	10.0	10.0	10.0	10.0	10.0	10.0	10.0	10.0	10.0
Same-Sex Relationships	10.0	10.0	10.0	10.0	10.0	10.0	10.0	10.0	10.0
Divorce	-	-	-	-	-	10.0	10.0	10.0	10.0

Human Freedom Score over Time



Human Freedom Ranking over Time



AZERBAIJAN

CAUCASUS & CENTRAL ASIA

RANKING 130/162



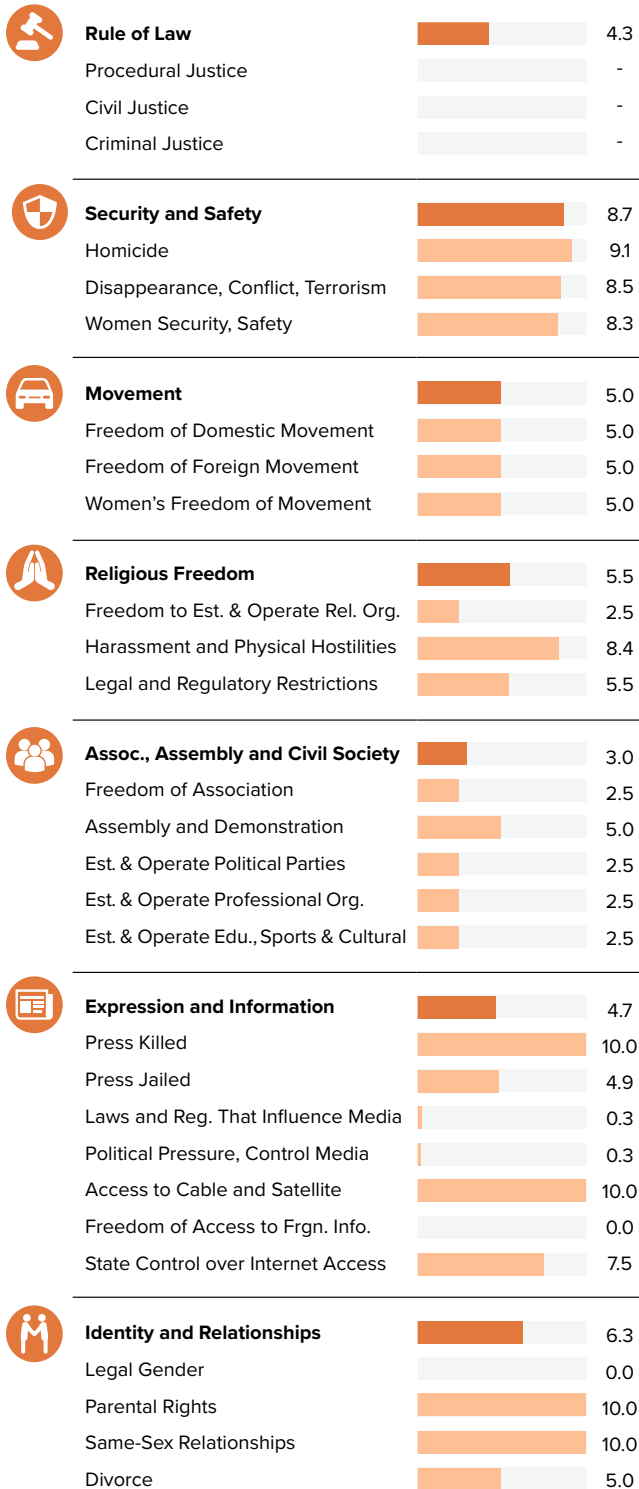
Score 0–10

PERSONAL FREEDOM 5.68
ECONOMIC FREEDOM 6.49

HUMAN FREEDOM 6.08

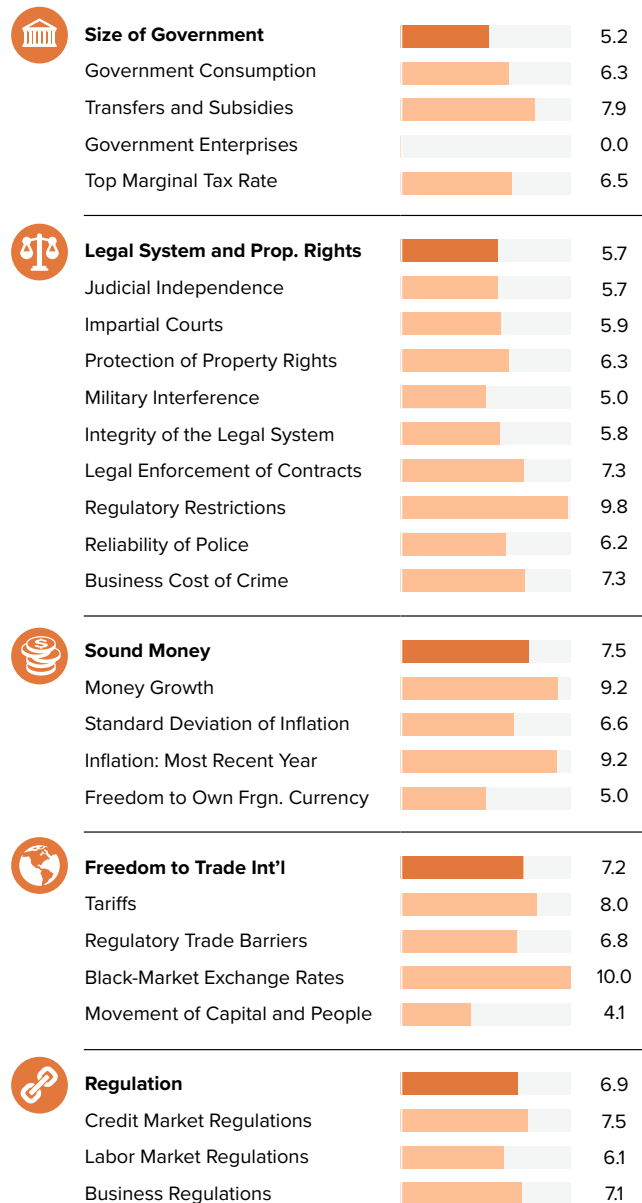
PERSONAL FREEDOM

Ranking
131/162



ECONOMIC FREEDOM

Ranking
106/162

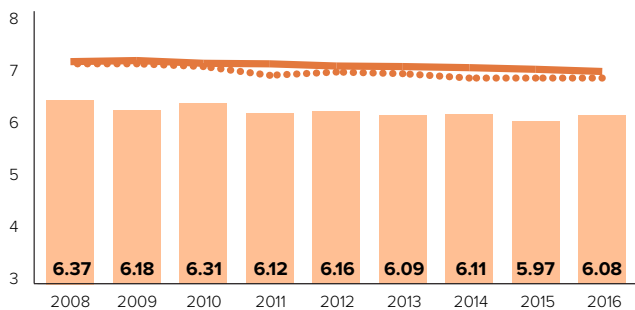


AZERBAIJAN | CAUCASUS & CENTRAL ASIA

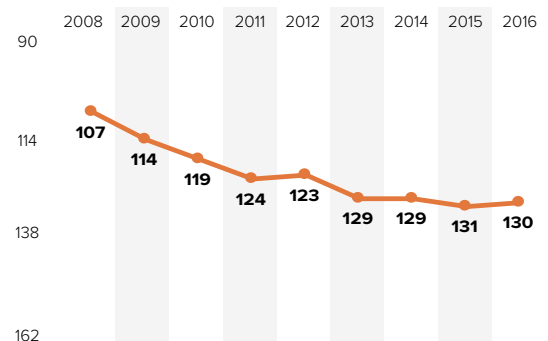
	2008	2009	2010	2011	2012	2013	2014	2015	2016
HUMAN FREEDOM	6.37	6.18	6.31	6.12	6.16	6.09	6.11	5.97	6.08
ECONOMIC FREEDOM	6.15	6.06	5.97	6.15	6.32	6.20	6.40	6.38	6.49
PERSONAL FREEDOM	6.59	6.29	6.65	6.09	6.00	5.97	5.82	5.55	5.68
Rule of Law	4.3	4.3	4.3	4.3	4.0	4.0	4.2	4.3	4.3
Procedural Justice	-	-	-	-	-	-	-	-	-
Civil Justice	-	-	-	-	-	-	-	-	-
Criminal Justice	-	-	-	-	-	-	-	-	-
Security and Safety	9.4	9.5	9.5	8.7	8.6	9.0	8.8	8.8	8.7
Homicide	9.1	9.1	9.1	9.1	9.1	9.1	9.0	9.1	9.1
Disappearance, Conflict, Terrorism	9.2	9.5	9.5	9.5	9.3	9.5	9.2	9.0	8.5
Women Security, Safety	10.0	10.0	10.0	7.5	7.5	8.3	8.3	8.3	8.3
Movement	6.7	5.0	6.7	5.0	5.0	5.0	5.0	5.0	5.0
Freedom of Domestic Movement	5.0	0.0	5.0	5.0	5.0	5.0	5.0	5.0	5.0
Freedom of Foreign Movement	5.0	5.0	5.0	5.0	5.0	5.0	5.0	5.0	5.0
Women's Freedom of Movement	10.0	10.0	10.0	5.0	5.0	5.0	5.0	5.0	5.0
Religious Freedom	6.5	6.5	6.2	5.3	5.3	5.4	5.1	5.7	5.5
Freedom to Establish Religious Org.	3.8	3.8	3.8	2.5	2.5	2.5	2.5	2.5	2.5
Harassment and Physical Hostilities	8.7	8.4	8.4	7.2	7.8	7.7	7.3	8.6	8.4
Legal and Regulatory Restrictions	7.0	7.5	6.5	6.3	5.6	6.1	5.6	6.0	5.5
Assoc., Assembly and Civil Society	4.5	4.5	4.5	3.0	3.0	3.3	3.0	3.0	3.0
Freedom of Association	2.5	2.5	2.5	2.5	2.5	2.5	2.5	2.5	2.5
Assembly and Demonstration	2.5	2.5	2.5	5.0	5.0	5.0	5.0	5.0	5.0
Est. & Operate Political Parties	5.4	5.4	5.4	2.5	2.5	2.5	2.5	2.5	2.5
Est. & Operate Professional Organizations	3.8	3.8	3.8	2.5	2.5	2.5	2.5	2.5	2.5
Est. & Operate Edu., Sporting and Cultural	8.3	8.3	8.3	2.5	2.5	2.5	2.5	2.5	2.5
Expression and Information	6.4	4.8	7.0	5.0	5.1	5.2	4.2	2.9	4.7
Press Killed	10.0	0.0	10.0	0.0	10.0	10.0	10.0	0.0	10.0
Press Jailed	4.3	3.3	8.9	8.9	0.3	1.5	0.6	1.7	4.9
Laws and Reg. That Influence Media	1.7	1.7	1.3	1.3	1.0	0.7	0.3	0.3	0.3
Political Pressure, Control Media	2.3	2.0	2.3	2.0	1.8	1.5	1.0	0.5	0.3
Access to Cable and Satellite	10.0	10.0	10.0	7.5	7.5	7.5	10.0	10.0	10.0
Freedom of Access to Frgn. Info.	6.7	6.7	6.7	7.5	7.5	7.5	0.0	0.0	0.0
State Control over Internet Access	10.0	10.0	10.0	7.5	7.5	7.5	7.5	7.5	7.5
Identity and Relationships	7.5	7.5	7.5	10.0	10.0	8.3	8.3	6.3	6.3
Legal Gender	-	-	-	-	-	-	-	0.0	0.0
Parental Rights	5.0	5.0	5.0	10.0	10.0	10.0	10.0	10.0	10.0
Same-Sex Relationships	10.0	10.0	10.0	10.0	10.0	10.0	10.0	10.0	10.0
Divorce	-	-	-	-	-	5.0	5.0	5.0	5.0

Human Freedom Score over Time

— World Avg. ●●● Regional Avg.



Human Freedom Ranking over Time



BAHAMAS

LATIN AMERICA & THE CARIBBEAN

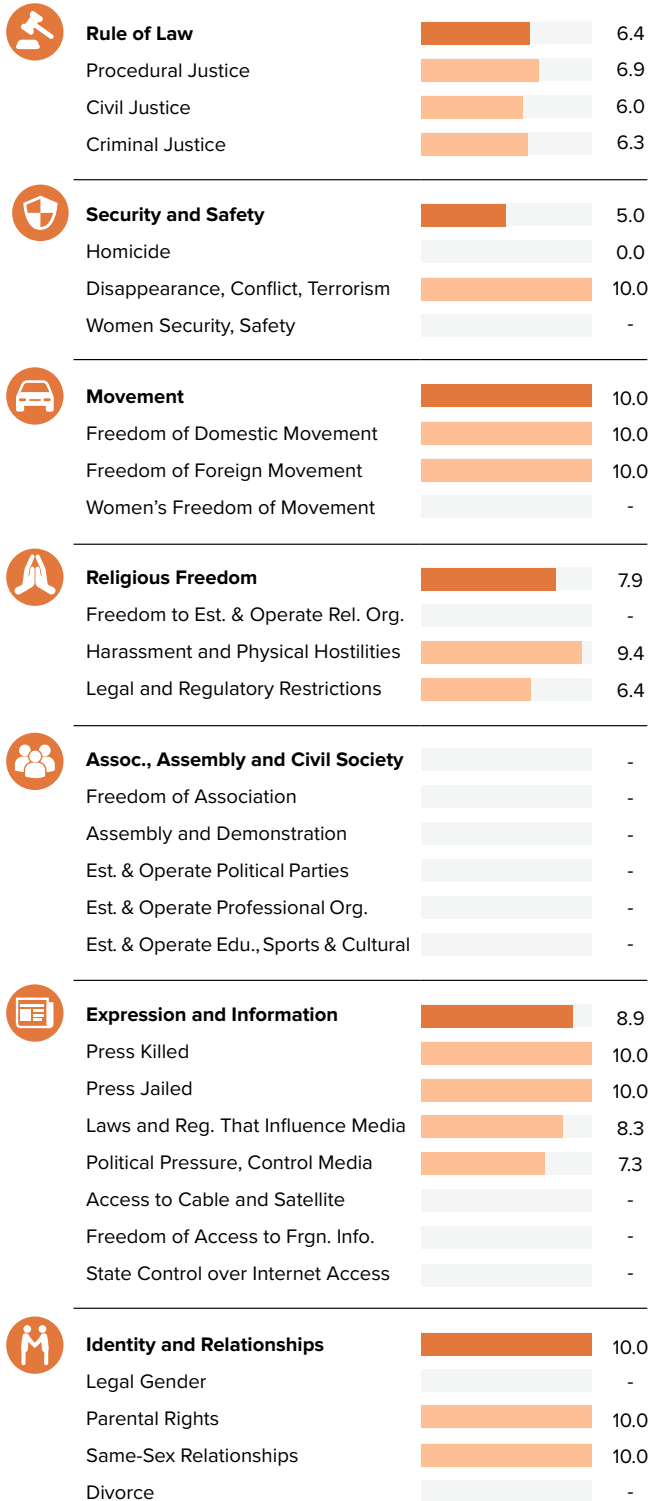
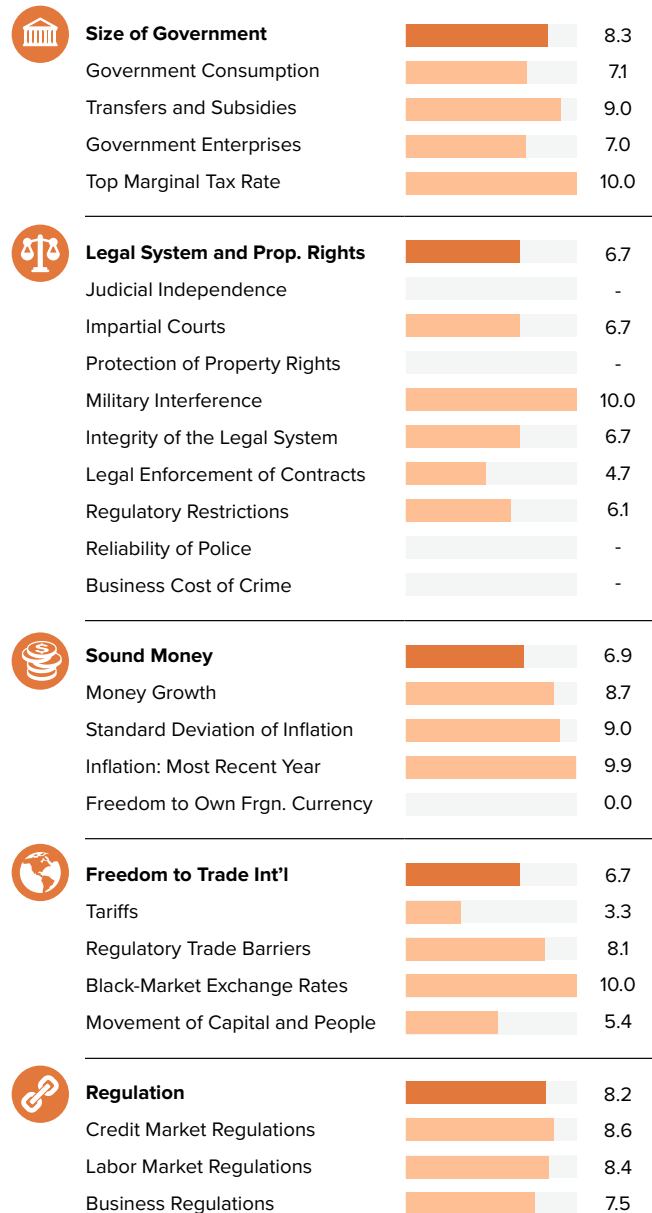
RANKING 50/162










Score 0–10

PERSONAL FREEDOM 7.45

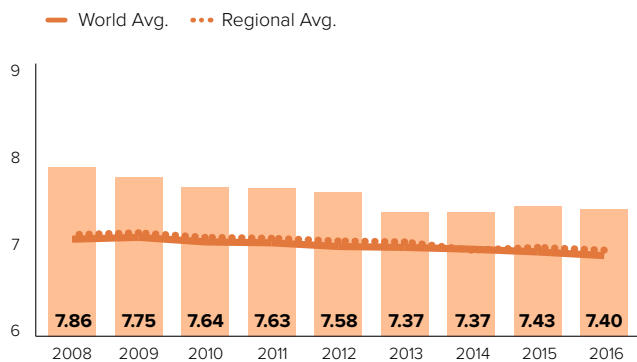
ECONOMIC FREEDOM 7.34

HUMAN FREEDOM 7.40**PERSONAL FREEDOM**Ranking
64/162**ECONOMIC FREEDOM**Ranking
49/162

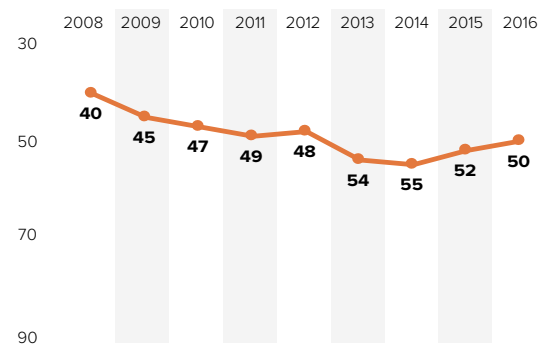
BAHAMAS | LATIN AMERICA & THE CARIBBEAN

	2008	2009	2010	2011	2012	2013	2014	2015	2016
HUMAN FREEDOM	7.86	7.75	7.64	7.63	7.58	7.37	7.37	7.43	7.40
ECONOMIC FREEDOM	7.58	7.49	7.38	7.32	7.31	7.33	7.32	7.35	7.34
PERSONAL FREEDOM	8.15	8.00	7.89	7.94	7.85	7.42	7.42	7.50	7.45
 Rule of Law	6.4	6.4	6.4	6.4	6.1	6.1	6.1	6.6	6.4
Procedural Justice	-	-	-	-	-	-	-	6.9	6.9
Civil Justice	-	-	-	-	-	-	-	6.2	6.0
Criminal Justice	-	-	-	-	-	-	-	6.8	6.3
 Security and Safety	7.2	6.7	6.7	6.7	6.7	4.9	5.0	5.0	5.0
Homicide	1.6	0.2	0.0	0.0	0.0	0.0	0.0	0.0	0.0
Disappearance, Conflict, Terrorism	10.0	10.0	10.0	10.0	10.0	9.7	10.0	10.0	10.0
Women Security, Safety	10.0	10.0	10.0	10.0	10.0	-	-	-	-
 Movement	10.0	10.0	10.0	10.0	10.0	10.0	10.0	10.0	10.0
Freedom of Domestic Movement	10.0	10.0	10.0	10.0	10.0	10.0	10.0	10.0	10.0
Freedom of Foreign Movement	10.0	10.0	10.0	10.0	10.0	10.0	10.0	10.0	10.0
Women's Freedom of Movement	10.0	10.0	10.0	10.0	10.0	-	-	-	-
 Religious Freedom	8.8	8.6	7.8	8.2	8.1	8.3	8.1	7.8	7.9
Freedom to Establish Religious Org.	-	-	-	-	-	-	-	-	-
Harassment and Physical Hostilities	9.9	9.8	9.4	9.7	9.7	9.7	9.6	9.4	9.4
Legal and Regulatory Restrictions	7.6	7.4	6.2	6.8	6.5	6.9	6.7	6.3	6.4
 Assoc., Assembly and Civil Society	-	-	-	-	-	-	-	-	-
Freedom of Association	-	-	-	-	-	-	-	-	-
Assembly and Demonstration	-	-	-	-	-	-	-	-	-
Est. & Operate Political Parties	-	-	-	-	-	-	-	-	-
Est. & Operate Professional Organizations	-	-	-	-	-	-	-	-	-
Est. & Operate Edu., Sporting and Cultural	-	-	-	-	-	-	-	-	-
 Expression and Information	9.1	9.1	9.1	9.1	9.2	9.1	9.0	9.0	8.9
Press Killed	10.0	10.0	10.0	10.0	10.0	10.0	10.0	10.0	10.0
Press Jailed	10.0	10.0	10.0	10.0	10.0	10.0	10.0	10.0	10.0
Laws and Reg. That Influence Media	9.0	9.0	9.0	9.0	9.0	8.7	8.3	8.3	8.3
Political Pressure, Control Media	7.5	7.5	7.5	7.5	7.8	7.8	7.8	7.5	7.3
Access to Cable and Satellite	-	-	-	-	-	-	-	-	-
Freedom of Access to Frgn. Info.	-	-	-	-	-	-	-	-	-
State Control over Internet Access	-	-	-	-	-	-	-	-	-
 Identity and Relationships	10.0	10.0	10.0	10.0	10.0	10.0	10.0	10.0	10.0
Legal Gender	-	-	-	-	-	-	-	-	-
Parental Rights	10.0	10.0	10.0	10.0	10.0	10.0	10.0	10.0	10.0
Same-Sex Relationships	10.0	10.0	10.0	10.0	10.0	10.0	10.0	10.0	10.0
Divorce	-	-	-	-	-	-	-	-	-

Human Freedom Score over Time



Human Freedom Ranking over Time



BAHRAIN

MIDDLE EAST & NORTH AFRICA

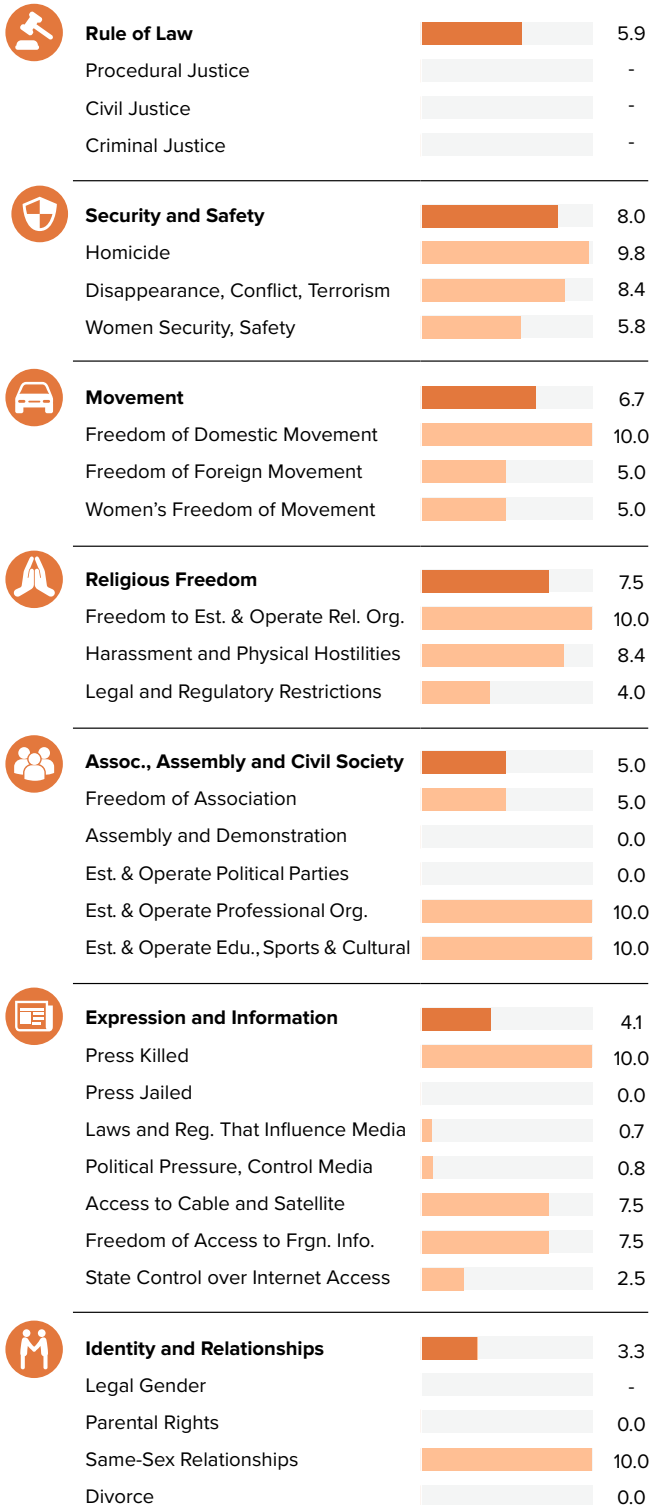
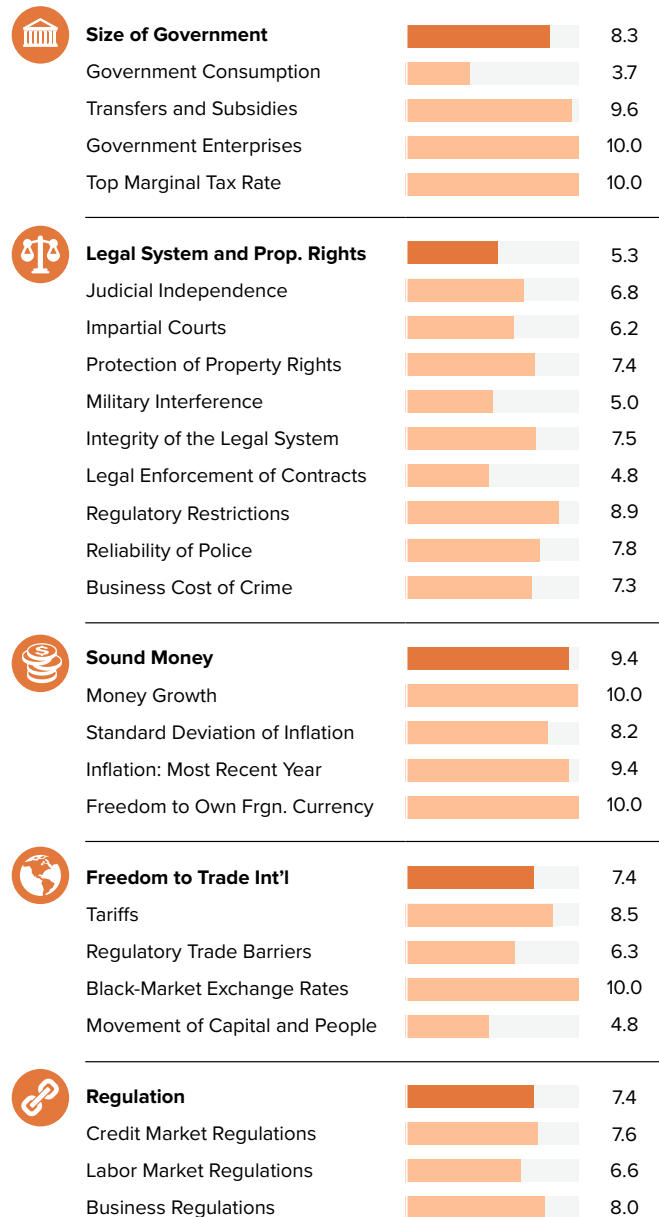
RANKING 75/162










Score 0–10

PERSONAL FREEDOM 6.14

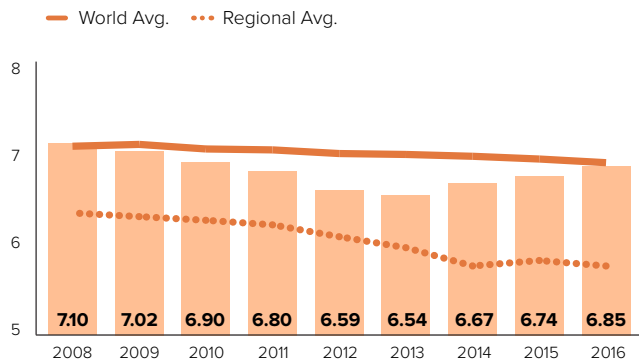
ECONOMIC FREEDOM 7.56

HUMAN FREEDOM 6.85**PERSONAL FREEDOM**Ranking
114/162**ECONOMIC FREEDOM**Ranking
30/162

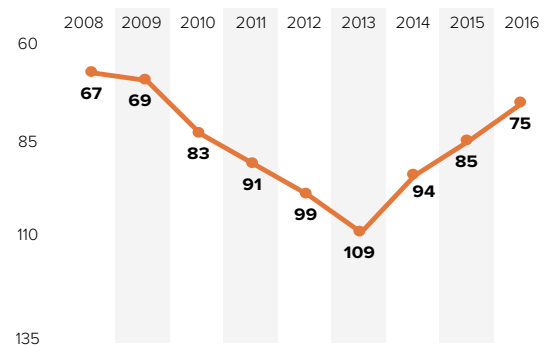
BAHRAIN | MIDDLE EAST & NORTH AFRICA

	2008	2009	2010	2011	2012	2013	2014	2015	2016
HUMAN FREEDOM	7.10	7.02	6.90	6.80	6.59	6.54	6.67	6.74	6.85
ECONOMIC FREEDOM	7.42	7.29	7.47	7.49	7.33	7.33	7.36	7.37	7.56
PERSONAL FREEDOM	6.78	6.75	6.32	6.10	5.85	5.74	5.99	6.12	6.14
 Rule of Law	6.1	6.1	6.1	6.1	5.6	5.6	5.8	6.0	5.9
Procedural Justice	-	-	-	-	-	-	-	-	-
Civil Justice	-	-	-	-	-	-	-	-	-
Criminal Justice	-	-	-	-	-	-	-	-	-
 Security and Safety	8.6	8.6	8.3	7.4	7.0	6.9	7.5	7.7	8.0
Homicide	9.8	9.6	9.6	9.8	9.9	9.8	9.8	9.8	9.8
Disappearance, Conflict, Terrorism	9.4	9.5	8.5	6.5	5.2	5.2	6.9	7.6	8.4
Women Security, Safety	6.7	6.7	6.7	5.8	5.8	5.8	5.8	5.8	5.8
 Movement	8.3	8.3	6.7	6.7	6.7	6.7	6.7	6.7	6.7
Freedom of Domestic Movement	10.0	10.0	10.0	5.0	5.0	5.0	10.0	10.0	10.0
Freedom of Foreign Movement	10.0	10.0	5.0	10.0	10.0	10.0	5.0	5.0	5.0
Women's Freedom of Movement	5.0	5.0	5.0	5.0	5.0	5.0	5.0	5.0	5.0
 Religious Freedom	5.9	5.7	5.3	6.5	6.2	6.5	7.5	7.8	7.5
Freedom to Establish Religious Org.	2.9	2.9	2.9	7.5	7.5	7.5	10.0	10.0	10.0
Harassment and Physical Hostilities	9.3	8.7	8.0	7.4	7.0	7.4	7.5	8.3	8.4
Legal and Regulatory Restrictions	5.6	5.6	5.1	4.7	4.1	4.5	4.9	5.0	4.0
 Assoc., Assembly and Civil Society	5.3	5.3	5.3	5.8	5.8	5.0	5.0	5.0	5.0
Freedom of Association	5.0	5.0	5.0	5.0	5.0	5.0	5.0	5.0	5.0
Assembly and Demonstration	5.0	5.0	5.0	2.5	2.5	2.5	0.0	0.0	0.0
Est. & Operate Political Parties	4.2	4.2	4.2	6.3	6.3	6.3	0.0	0.0	0.0
Est. & Operate Professional Organizations	7.1	7.1	7.1	7.5	7.5	7.5	10.0	10.0	10.0
Est. & Operate Edu., Sporting and Cultural	5.4	5.4	5.4	7.5	7.5	7.5	10.0	10.0	10.0
 Expression and Information	6.5	6.5	5.0	3.4	3.4	4.5	4.1	4.1	4.1
Press Killed	10.0	10.0	10.0	0.0	0.0	10.0	10.0	10.0	10.0
Press Jailed	10.0	10.0	0.0	2.2	2.3	0.0	0.0	0.0	0.0
Laws and Reg. That Influence Media	2.0	2.0	1.7	0.7	0.7	0.7	0.7	0.7	0.7
Political Pressure, Control Media	3.3	3.3	3.3	1.3	0.8	0.8	0.8	0.8	0.8
Access to Cable and Satellite	10.0	10.0	10.0	10.0	10.0	10.0	7.5	7.5	7.5
Freedom of Access to Frgn. Info.	6.7	6.7	6.7	7.5	7.5	7.5	7.5	7.5	7.5
State Control over Internet Access	3.3	3.3	3.3	2.5	2.5	2.5	2.5	2.5	2.5
 Identity and Relationships	5.0	5.0	5.0	5.0	5.0	3.3	3.3	3.3	3.3
Legal Gender	-	-	-	-	-	-	-	-	-
Parental Rights	0.0	0.0	0.0	0.0	0.0	0.0	0.0	0.0	0.0
Same-Sex Relationships	10.0	10.0	10.0	10.0	10.0	10.0	10.0	10.0	10.0
Divorce	-	-	-	-	-	0.0	0.0	0.0	0.0

Human Freedom Score over Time



Human Freedom Ranking over Time



BANGLADESH

SOUTH ASIA

RANKING 138/162



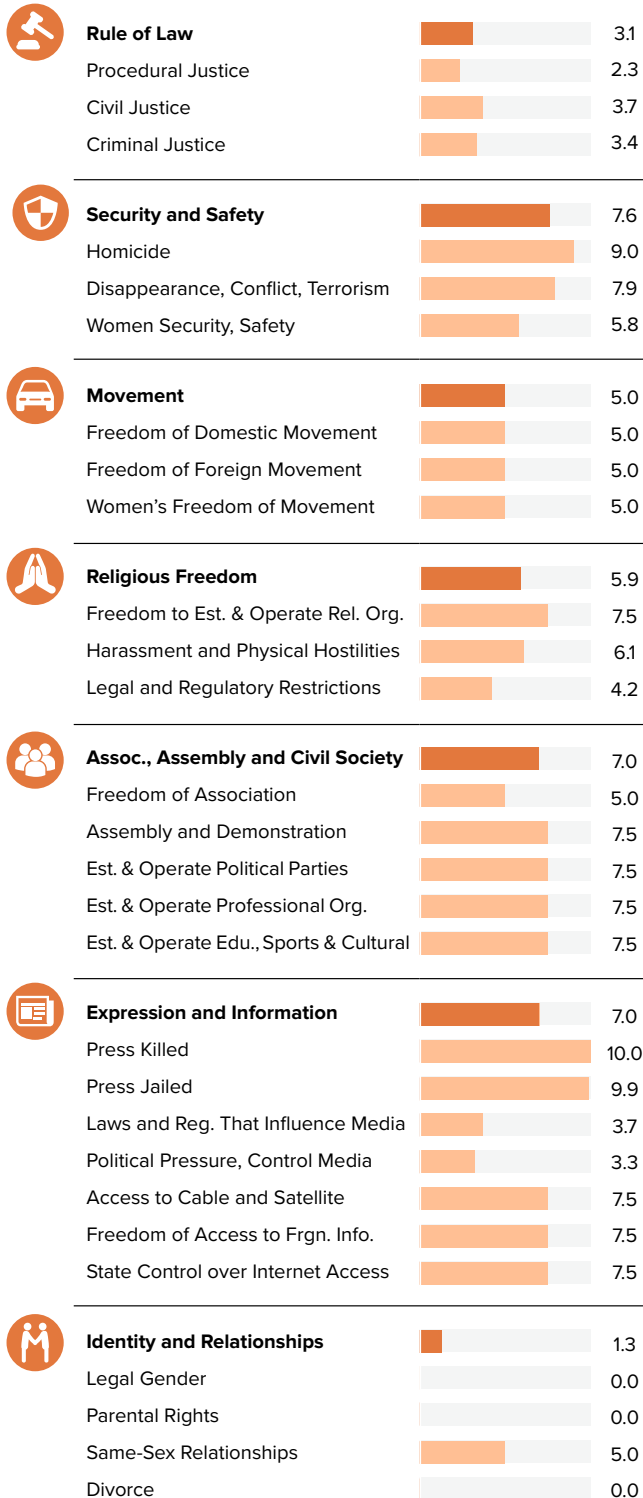
Score 0–10

PERSONAL FREEDOM 5.30
ECONOMIC FREEDOM 6.30

HUMAN FREEDOM 5.80

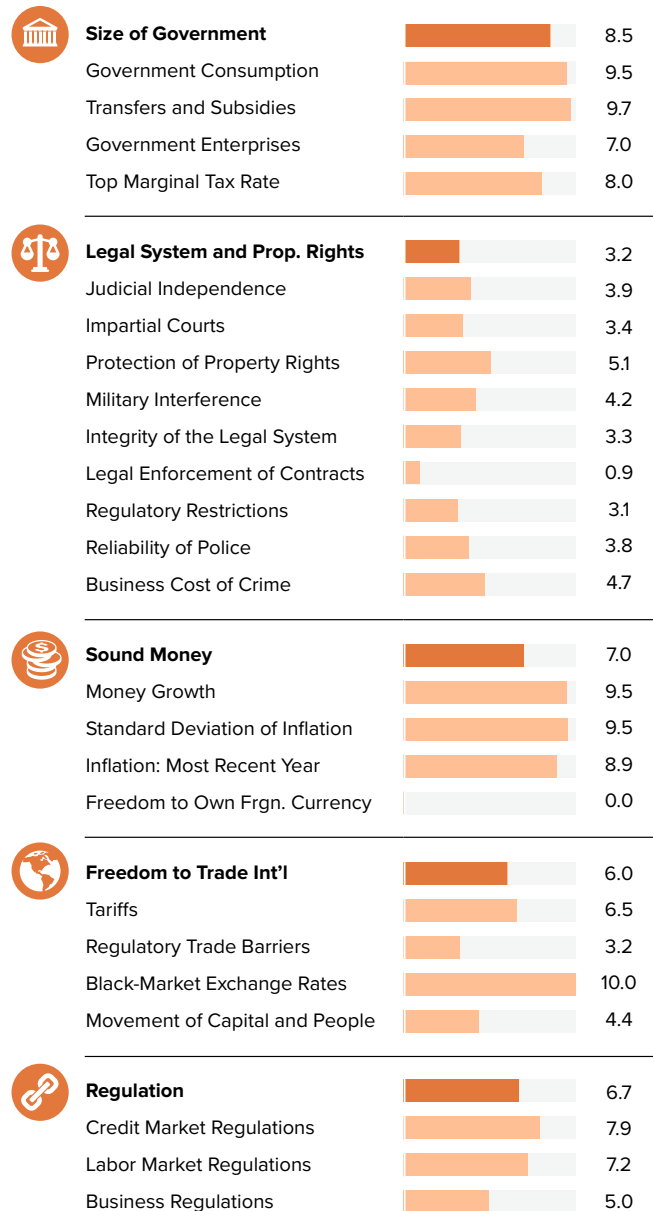
PERSONAL FREEDOM

Ranking
146/162










ECONOMIC FREEDOM

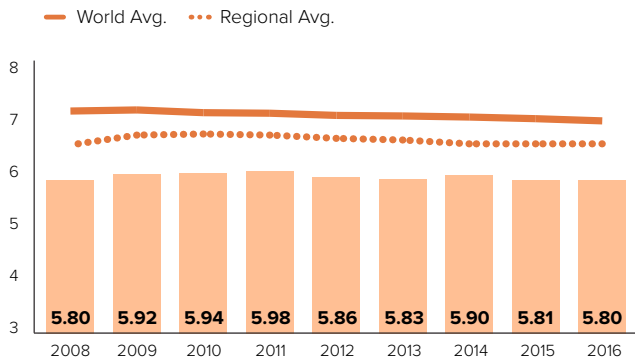
Ranking
120/162



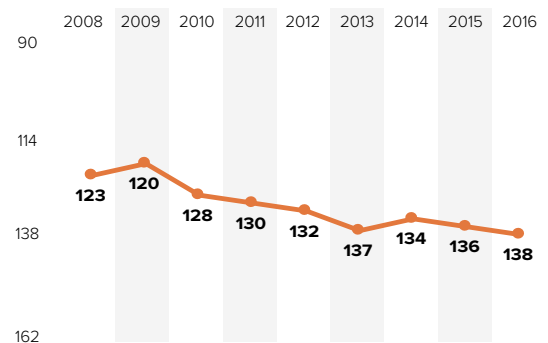
BANGLADESH | SOUTH ASIA

	2008	2009	2010	2011	2012	2013	2014	2015	2016
HUMAN FREEDOM	5.80	5.92	5.94	5.98	5.86	5.83	5.90	5.81	5.80
ECONOMIC FREEDOM	6.07	6.30	6.35	6.34	6.24	6.37	6.30	6.33	6.30
PERSONAL FREEDOM	5.53	5.53	5.54	5.62	5.48	5.29	5.49	5.29	5.30
 Rule of Law	3.5	3.5	3.5	3.5	3.0	3.0	3.3	3.1	3.1
Procedural Justice	3.4	3.4	3.4	3.4	2.6	2.6	2.9	2.0	2.3
Civil Justice	3.2	3.2	3.2	3.2	3.6	3.6	3.9	3.9	3.7
Criminal Justice	3.8	3.8	3.8	3.8	2.9	2.9	3.3	3.3	3.4
 Security and Safety	7.8	7.8	7.9	8.2	8.1	7.6	7.6	7.5	7.6
Homicide	8.9	8.9	9.0	9.0	8.9	8.9	8.9	9.0	9.0
Disappearance, Conflict, Terrorism	8.0	8.0	8.0	8.0	8.0	8.0	8.0	7.8	7.9
Women Security, Safety	6.7	6.7	6.7	7.5	7.5	5.8	5.8	5.8	5.8
 Movement	6.7	6.7	6.7	6.7	6.7	6.7	5.0	5.0	5.0
Freedom of Domestic Movement	10.0	5.0	10.0	5.0	5.0	5.0	5.0	5.0	5.0
Freedom of Foreign Movement	5.0	10.0	5.0	10.0	10.0	10.0	5.0	5.0	5.0
Women's Freedom of Movement	5.0	5.0	5.0	5.0	5.0	5.0	5.0	5.0	5.0
 Religious Freedom	6.1	5.9	5.8	5.9	6.0	5.5	6.9	6.6	5.9
Freedom to Establish Religious Org.	5.8	5.8	5.8	5.0	5.0	5.0	7.5	7.5	7.5
Harassment and Physical Hostilities	7.5	6.9	6.1	7.0	7.0	6.1	7.2	7.1	6.1
Legal and Regulatory Restrictions	4.9	4.9	5.5	5.8	6.1	5.3	6.1	5.0	4.2
 Assoc., Assembly and Civil Society	6.1	6.1	6.1	6.3	6.3	6.3	7.0	7.0	7.0
Freedom of Association	7.5	7.5	7.5	7.5	7.5	7.5	5.0	5.0	5.0
Assembly and Demonstration	7.5	7.5	7.5	5.0	5.0	5.0	7.5	7.5	7.5
Est. & Operate Political Parties	4.2	4.2	4.2	7.5	7.5	7.5	7.5	7.5	7.5
Est. & Operate Professional Organizations	7.1	7.1	7.1	5.0	5.0	5.0	7.5	7.5	7.5
Est. & Operate Edu., Sporting and Cultural	4.2	4.2	4.2	6.3	6.3	6.3	7.5	7.5	7.5
 Expression and Information	8.1	8.4	8.4	8.2	7.9	8.0	7.1	6.5	7.0
Press Killed	10.0	10.0	10.0	10.0	8.1	9.4	8.1	6.3	10.0
Press Jailed	9.9	10.0	9.9	10.0	10.0	9.9	9.8	9.7	9.9
Laws and Reg. That Influence Media	3.3	4.0	4.3	5.0	5.0	5.0	4.7	4.0	3.7
Political Pressure, Control Media	3.3	4.5	4.8	4.8	4.5	4.3	4.5	3.3	3.3
Access to Cable and Satellite	10.0	10.0	10.0	7.5	7.5	7.5	7.5	7.5	7.5
Freedom of Access to Frgn. Info.	10.0	10.0	10.0	10.0	10.0	10.0	7.5	7.5	7.5
State Control over Internet Access	10.0	10.0	10.0	10.0	10.0	10.0	7.5	7.5	7.5
 Identity and Relationships	0.0	0.0	0.0	0.0	0.0	0.0	1.7	1.3	1.3
Legal Gender	-	-	-	-	-	-	-	0.0	0.0
Parental Rights	0.0	0.0	0.0	0.0	0.0	0.0	0.0	0.0	0.0
Same-Sex Relationships	0.0	0.0	0.0	0.0	0.0	0.0	5.0	5.0	5.0
Divorce	-	-	-	-	-	0.0	0.0	0.0	0.0

Human Freedom Score over Time



Human Freedom Ranking over Time



BARBADOS

LATIN AMERICA & THE CARIBBEAN

RANKING 67/162



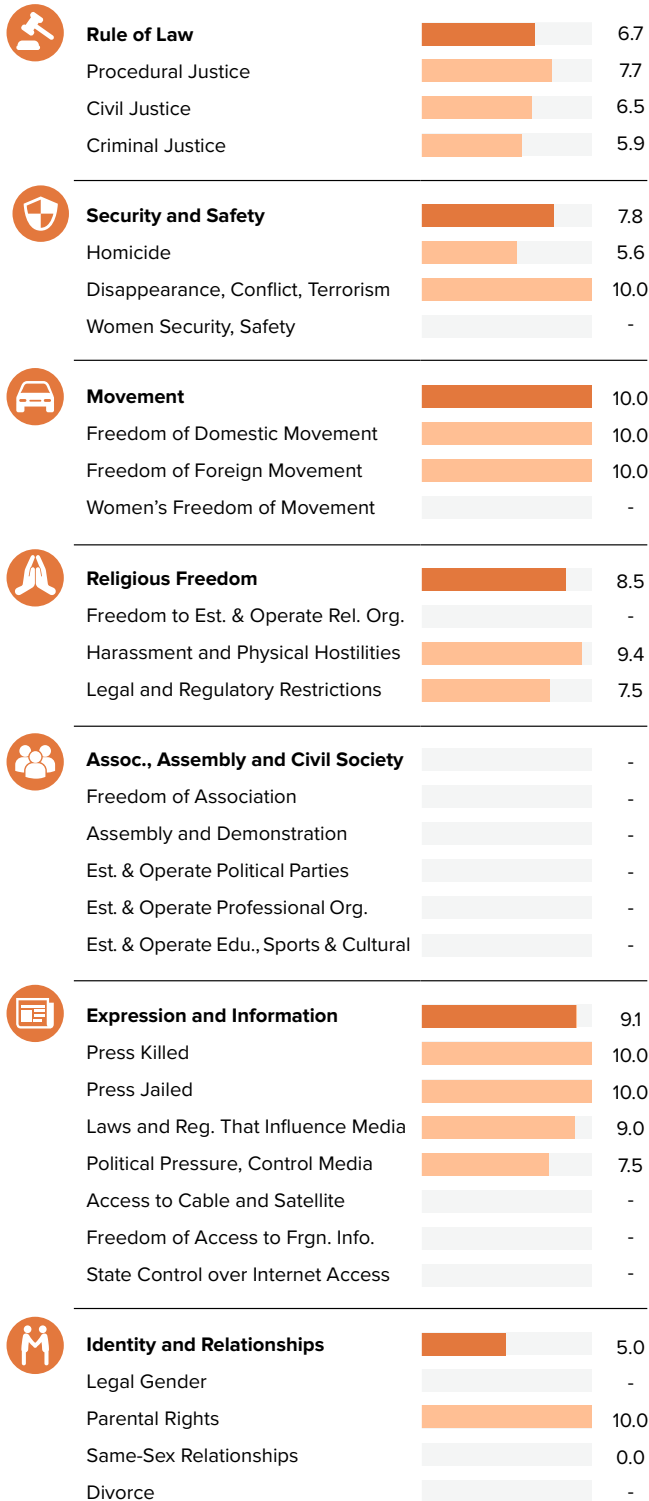
Score 0–10

PERSONAL FREEDOM 7.71
ECONOMIC FREEDOM 6.43

HUMAN FREEDOM 7.07

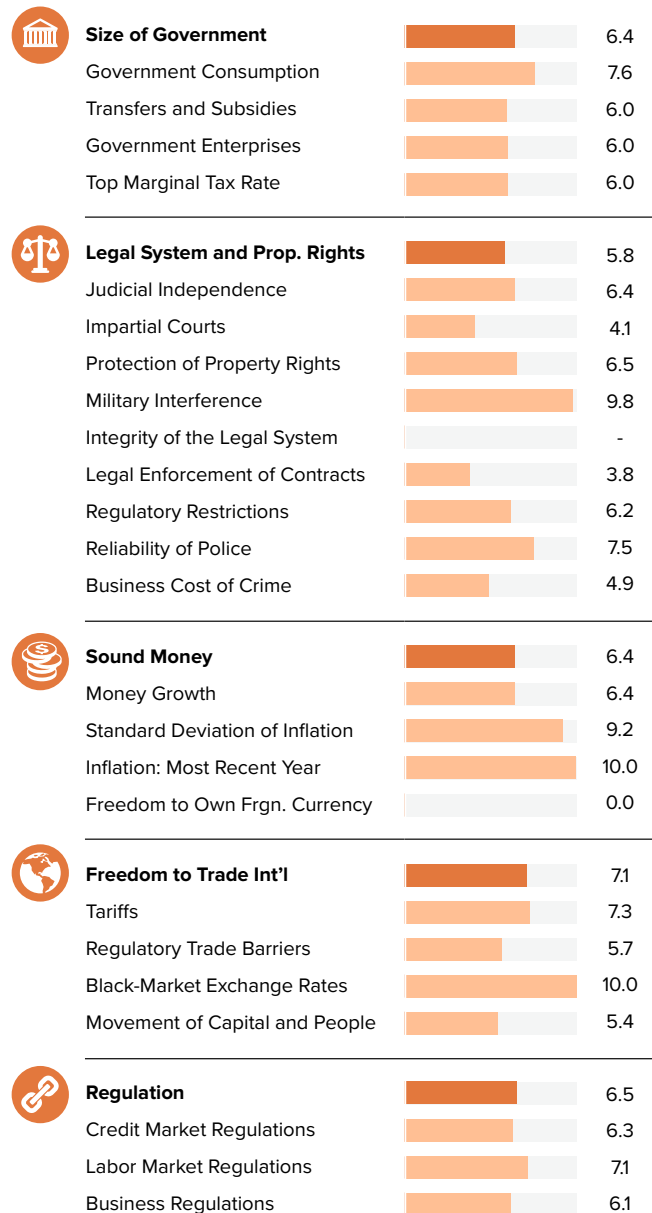
PERSONAL FREEDOM

Ranking
54/162










ECONOMIC FREEDOM

Ranking
111/162

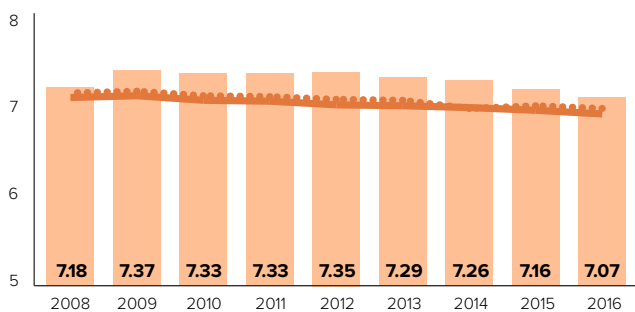


BARBADOS | LATIN AMERICA & THE CARIBBEAN

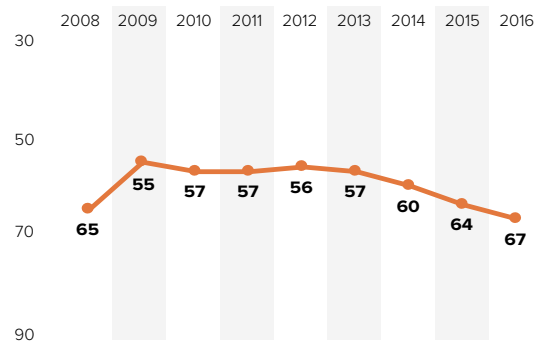
	2008	2009	2010	2011	2012	2013	2014	2015	2016
HUMAN FREEDOM	7.18	7.37	7.33	7.33	7.35	7.29	7.26	7.16	7.07
ECONOMIC FREEDOM	6.22	6.56	6.63	6.63	6.67	6.68	6.63	6.50	6.43
PERSONAL FREEDOM	8.14	8.18	8.03	8.03	8.04	7.90	7.88	7.82	7.71
 Rule of Law	6.9	6.9	6.9	6.9	6.7	6.7	6.7	7.0	6.7
Procedural Justice	-	-	-	-	-	-	-	8.0	7.7
Civil Justice	-	-	-	-	-	-	-	6.8	6.5
Criminal Justice	-	-	-	-	-	-	-	6.1	5.9
 Security and Safety	8.9	9.1	8.5	8.7	9.0	8.3	8.2	7.8	7.8
Homicide	6.7	7.3	5.6	6.2	6.9	6.6	6.5	5.6	5.6
Disappearance, Conflict, Terrorism	10.0	10.0	10.0	10.0	10.0	10.0	10.0	10.0	10.0
Women Security, Safety	10.0	10.0	10.0	10.0	10.0	-	-	-	-
 Movement	10.0	10.0	10.0	10.0	10.0	10.0	10.0	10.0	10.0
Freedom of Domestic Movement	10.0	10.0	10.0	10.0	10.0	10.0	10.0	10.0	10.0
Freedom of Foreign Movement	10.0	10.0	10.0	10.0	10.0	10.0	10.0	10.0	10.0
Women's Freedom of Movement	-	-	-	-	-	-	-	-	-
 Religious Freedom	9.3	9.3	9.2	8.8	8.8	9.0	8.9	8.8	8.5
Freedom to Establish Religious Org.	-	-	-	-	-	-	-	-	-
Harassment and Physical Hostilities	9.9	9.7	9.6	9.4	9.4	9.6	9.3	9.4	9.4
Legal and Regulatory Restrictions	8.8	8.9	8.9	8.2	8.2	8.5	8.5	8.2	7.5
 Assoc., Assembly and Civil Society	-	-	-	-	-	-	-	-	-
Freedom of Association	-	-	-	-	-	-	-	-	-
Assembly and Demonstration	-	-	-	-	-	-	-	-	-
Est. & Operate Political Parties	-	-	-	-	-	-	-	-	-
Est. & Operate Professional Organizations	-	-	-	-	-	-	-	-	-
Est. & Operate Edu., Sporting and Cultural	-	-	-	-	-	-	-	-	-
 Expression and Information	9.1	9.1	9.1	9.1	9.2	9.2	9.2	9.2	9.1
Press Killed	10.0	10.0	10.0	10.0	10.0	10.0	10.0	10.0	10.0
Press Jailed	10.0	10.0	10.0	10.0	10.0	10.0	10.0	10.0	10.0
Laws and Reg. That Influence Media	9.0	9.0	9.0	9.0	9.0	9.0	9.0	9.0	9.0
Political Pressure, Control Media	7.5	7.5	7.5	7.5	7.8	7.8	7.8	7.8	7.5
Access to Cable and Satellite	-	-	-	-	-	-	-	-	-
Freedom of Access to Frgn. Info.	-	-	-	-	-	-	-	-	-
State Control over Internet Access	-	-	-	-	-	-	-	-	-
 Identity and Relationships	5.0	5.0	5.0	5.0	5.0	5.0	5.0	5.0	5.0
Legal Gender	-	-	-	-	-	-	-	-	-
Parental Rights	10.0	10.0	10.0	10.0	10.0	10.0	10.0	10.0	10.0
Same-Sex Relationships	0.0	0.0	0.0	0.0	0.0	0.0	0.0	0.0	0.0
Divorce	-	-	-	-	-	-	-	-	-

Human Freedom Score over Time

— World Avg. ●●● Regional Avg.



Human Freedom Ranking over Time



BELARUS

EASTERN EUROPE

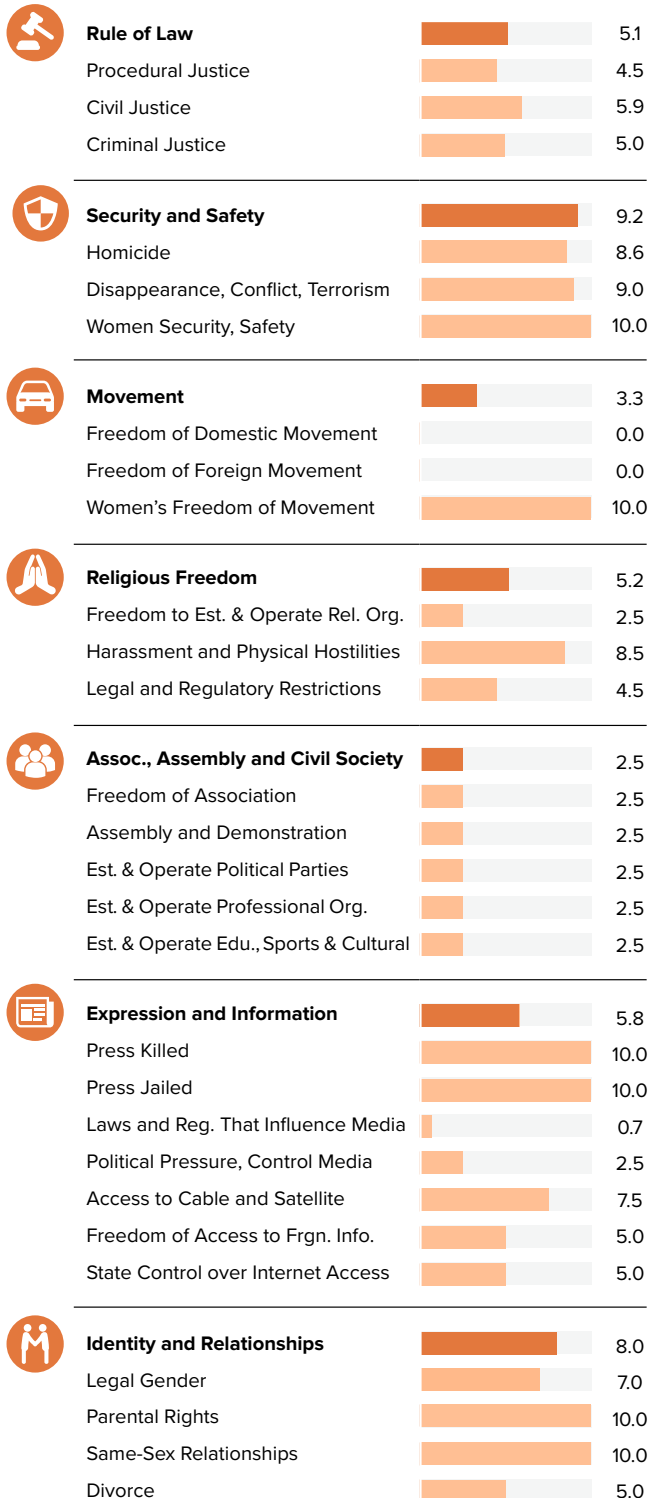
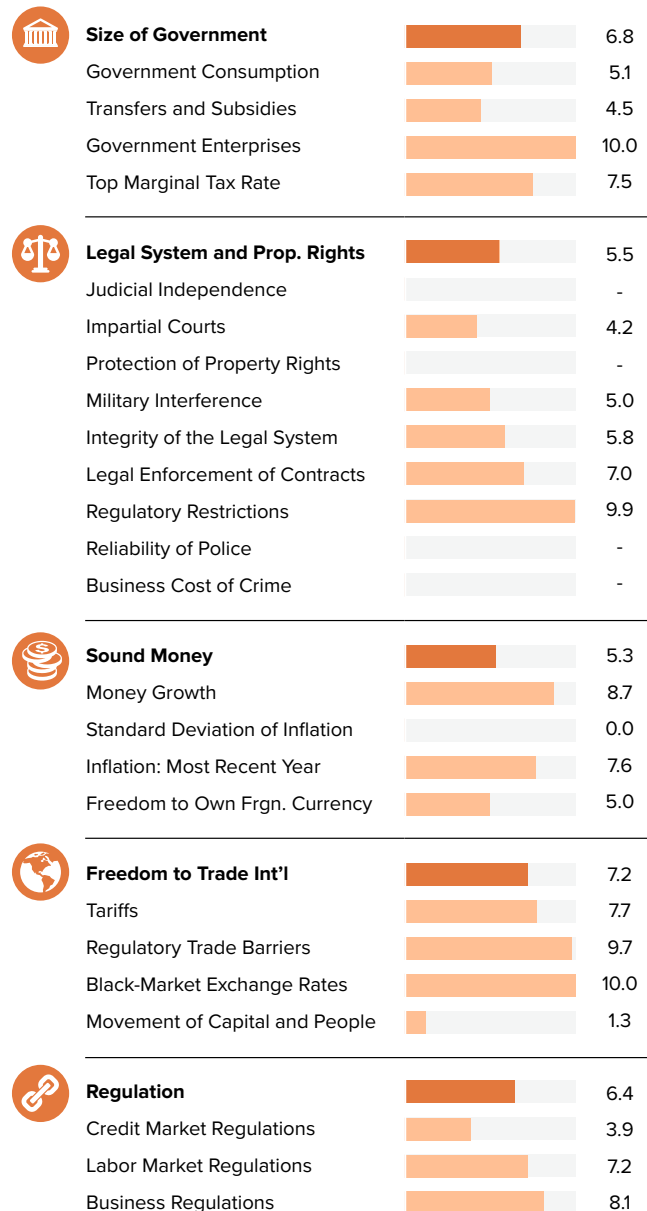
RANKING 128/162









Score 0–10

PERSONAL FREEDOM 6.06

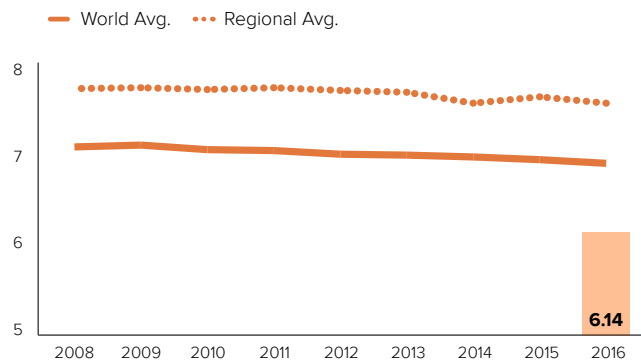
ECONOMIC FREEDOM 6.23

HUMAN FREEDOM 6.14**PERSONAL FREEDOM**Ranking
120/162**ECONOMIC FREEDOM**Ranking
123/162

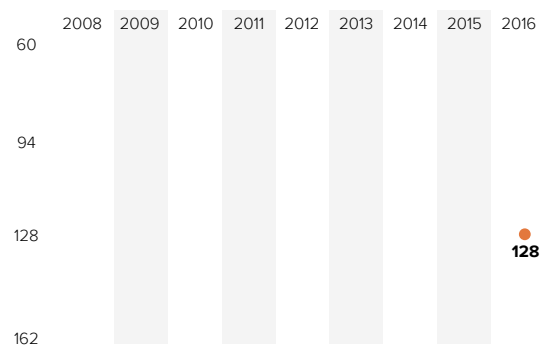
BELARUS | EASTERN EUROPE

	2008	2009	2010	2011	2012	2013	2014	2015	2016
HUMAN FREEDOM	-	-	-	-	-	-	-	-	6.14
ECONOMIC FREEDOM	-	-	-	-	-	-	-	-	6.23
PERSONAL FREEDOM	-	-	-	-	-	-	-	-	6.06
 Rule of Law	-	-	-	-	-	-	-	-	5.1
Procedural Justice	-	-	-	-	-	-	-	-	4.5
Civil Justice	-	-	-	-	-	-	-	-	5.9
Criminal Justice	-	-	-	-	-	-	-	-	5.0
 Security and Safety	-	-	-	-	-	-	-	-	9.2
Homicide	-	-	-	-	-	-	-	-	8.6
Disappearance, Conflict, Terrorism	-	-	-	-	-	-	-	-	9.0
Women Security, Safety	-	-	-	-	-	-	-	-	10.0
 Movement	-	-	-	-	-	-	-	-	3.3
Freedom of Domestic Movement	-	-	-	-	-	-	-	-	0.0
Freedom of Foreign Movement	-	-	-	-	-	-	-	-	0.0
Women's Freedom of Movement	-	-	-	-	-	-	-	-	10.0
 Religious Freedom	-	-	-	-	-	-	-	-	5.2
Freedom to Establish Religious Org.	-	-	-	-	-	-	-	-	2.5
Harassment and Physical Hostilities	-	-	-	-	-	-	-	-	8.5
Legal and Regulatory Restrictions	-	-	-	-	-	-	-	-	4.5
 Assoc., Assembly and Civil Society	-	-	-	-	-	-	-	-	2.5
Freedom of Association	-	-	-	-	-	-	-	-	2.5
Assembly and Demonstration	-	-	-	-	-	-	-	-	2.5
Est. & Operate Political Parties	-	-	-	-	-	-	-	-	2.5
Est. & Operate Professional Organizations	-	-	-	-	-	-	-	-	2.5
Est. & Operate Edu., Sporting and Cultural	-	-	-	-	-	-	-	-	2.5
 Expression and Information	-	-	-	-	-	-	-	-	5.8
Press Killed	-	-	-	-	-	-	-	-	10.0
Press Jailed	-	-	-	-	-	-	-	-	10.0
Laws and Reg. That Influence Media	-	-	-	-	-	-	-	-	0.7
Political Pressure, Control Media	-	-	-	-	-	-	-	-	2.5
Access to Cable and Satellite	-	-	-	-	-	-	-	-	7.5
Freedom of Access to Frgn. Info.	-	-	-	-	-	-	-	-	5.0
State Control over Internet Access	-	-	-	-	-	-	-	-	5.0
 Identity and Relationships	-	-	-	-	-	-	-	-	8.0
Legal Gender	-	-	-	-	-	-	-	-	7.0
Parental Rights	-	-	-	-	-	-	-	-	10.0
Same-Sex Relationships	-	-	-	-	-	-	-	-	10.0
Divorce	-	-	-	-	-	-	-	-	5.0

Human Freedom Score over Time



Human Freedom Ranking over Time



BELGIUM

WESTERN EUROPE

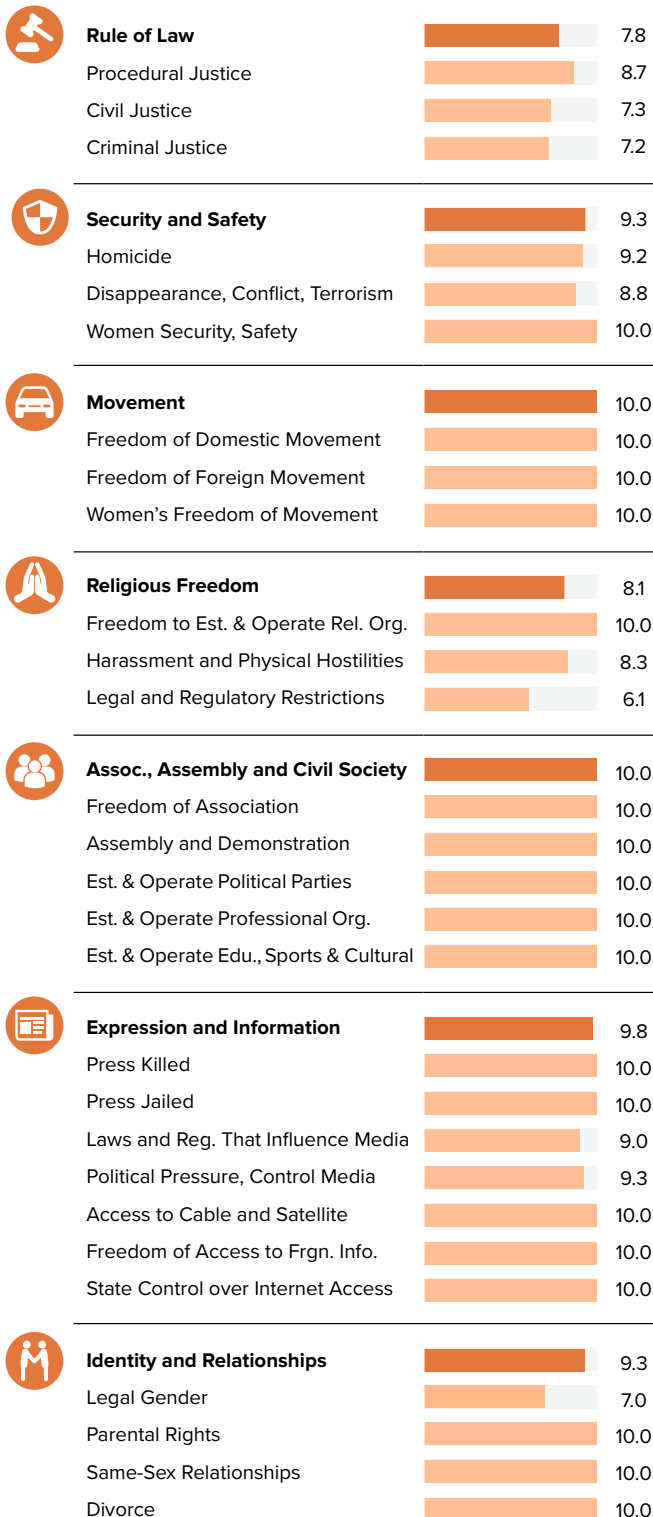
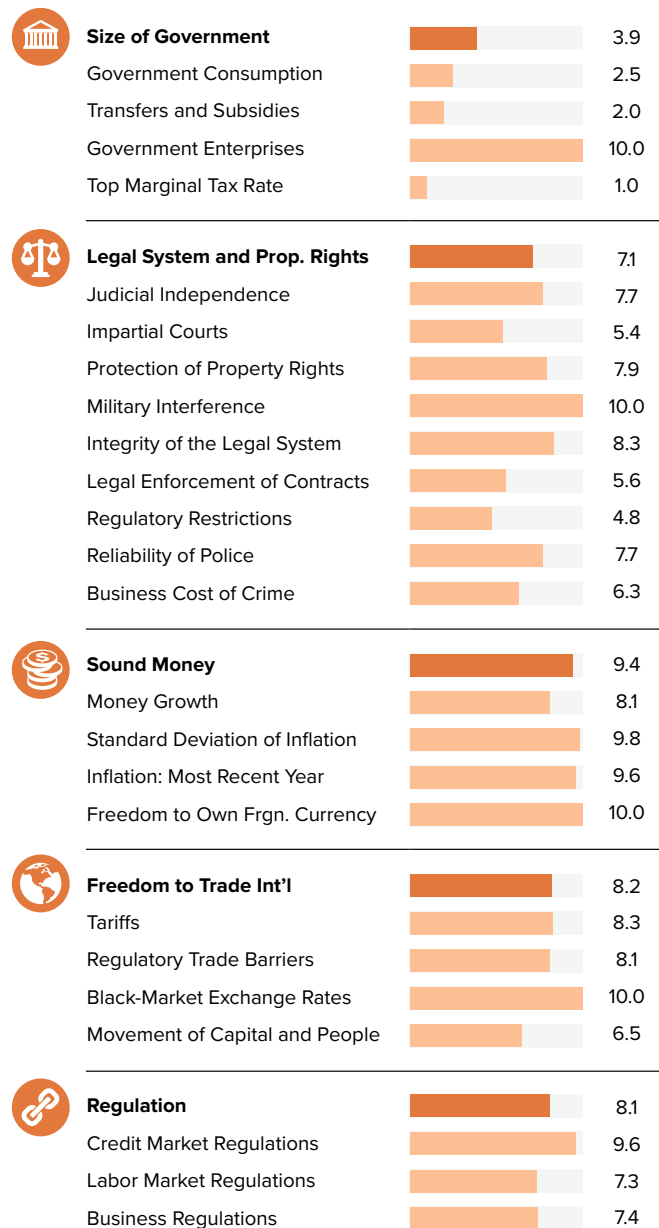
RANKING 27/162










Score 0–10

PERSONAL FREEDOM 8.99

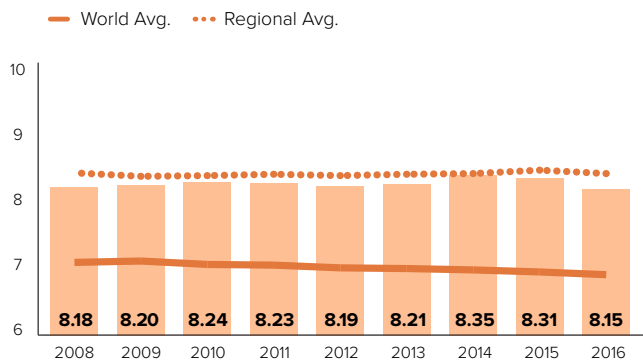
ECONOMIC FREEDOM 7.32

HUMAN FREEDOM 8.15**PERSONAL FREEDOM**Ranking
19/162**ECONOMIC FREEDOM**Ranking
52/162

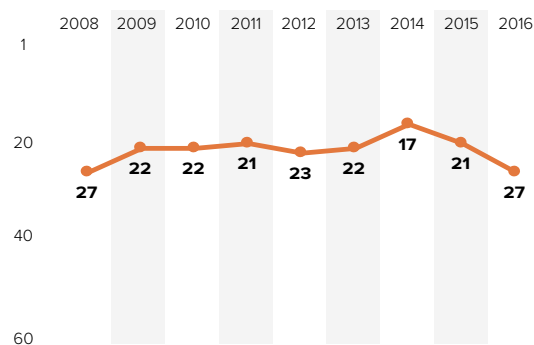
BELGIUM | WESTERN EUROPE

	2008	2009	2010	2011	2012	2013	2014	2015	2016
HUMAN FREEDOM	8.18	8.20	8.24	8.23	8.19	8.21	8.35	8.31	8.15
ECONOMIC FREEDOM	7.30	7.28	7.39	7.38	7.35	7.37	7.59	7.43	7.32
PERSONAL FREEDOM	9.06	9.11	9.10	9.07	9.03	9.04	9.10	9.19	8.99
 Rule of Law	7.5	7.5	7.5	7.5	7.4	7.4	7.5	8.1	7.8
Procedural Justice	8.4	8.4	8.4	8.4	8.5	8.5	8.5	9.1	8.7
Civil Justice	6.8	6.8	6.8	6.8	6.9	6.9	7.2	7.6	7.3
Criminal Justice	7.2	7.2	7.2	7.2	6.7	6.7	6.7	7.6	7.2
 Security and Safety	9.7	9.7	9.7	9.7	9.7	9.8	9.7	9.7	9.3
Homicide	9.2	9.3	9.3	9.2	9.3	9.3	9.3	9.2	9.2
Disappearance, Conflict, Terrorism	10.0	10.0	10.0	10.0	10.0	10.0	10.0	10.0	8.8
Women Security, Safety	9.8	9.8	9.8	9.8	9.8	10.0	10.0	10.0	10.0
 Movement	10.0	10.0	10.0	10.0	10.0	10.0	10.0	10.0	10.0
Freedom of Domestic Movement	10.0	10.0	10.0	10.0	10.0	10.0	10.0	10.0	10.0
Freedom of Foreign Movement	10.0	10.0	10.0	10.0	10.0	10.0	10.0	10.0	10.0
Women's Freedom of Movement	10.0	10.0	10.0	10.0	10.0	10.0	10.0	10.0	10.0
 Religious Freedom	8.3	8.7	8.6	8.2	8.2	8.3	8.2	8.3	8.1
Freedom to Establish Religious Org.	10.0	10.0	10.0	10.0	10.0	10.0	10.0	10.0	10.0
Harassment and Physical Hostilities	8.8	9.0	8.7	8.7	8.3	8.8	8.7	8.3	8.3
Legal and Regulatory Restrictions	6.0	7.1	7.0	6.0	6.3	6.0	6.0	6.6	6.1
 Assoc., Assembly and Civil Society	9.7	9.7	9.7	9.8	9.8	9.6	10.0	10.0	10.0
Freedom of Association	10.0	10.0	10.0	10.0	10.0	10.0	10.0	10.0	10.0
Assembly and Demonstration	10.0	10.0	10.0	10.0	10.0	10.0	10.0	10.0	10.0
Est. & Operate Political Parties	10.0	10.0	10.0	10.0	10.0	10.0	10.0	10.0	10.0
Est. & Operate Professional Organizations	10.0	10.0	10.0	10.0	10.0	10.0	10.0	10.0	10.0
Est. & Operate Edu., Sporting and Cultural	8.3	8.3	8.3	8.8	8.8	8.8	10.0	10.0	10.0
 Expression and Information	9.7	9.7	9.7	9.8	9.8	9.8	9.8	9.8	9.8
Press Killed	10.0	10.0	10.0	10.0	10.0	10.0	10.0	10.0	10.0
Press Jailed	10.0	10.0	10.0	10.0	10.0	10.0	10.0	10.0	10.0
Laws and Reg. That Influence Media	9.0	9.0	9.0	9.3	9.3	9.3	9.3	9.3	9.0
Political Pressure, Control Media	9.0	9.0	9.0	9.0	9.0	9.0	9.0	9.0	9.3
Access to Cable and Satellite	10.0	10.0	10.0	10.0	10.0	10.0	10.0	10.0	10.0
Freedom of Access to Frgn. Info.	10.0	10.0	10.0	10.0	10.0	10.0	10.0	10.0	10.0
State Control over Internet Access	10.0	10.0	10.0	10.0	10.0	10.0	10.0	10.0	10.0
 Identity and Relationships	10.0	10.0	10.0	10.0	10.0	10.0	10.0	9.3	9.3
Legal Gender	-	-	-	-	-	-	-	7.0	7.0
Parental Rights	10.0	10.0	10.0	10.0	10.0	10.0	10.0	10.0	10.0
Same-Sex Relationships	10.0	10.0	10.0	10.0	10.0	10.0	10.0	10.0	10.0
Divorce	-	-	-	-	-	10.0	10.0	10.0	10.0

Human Freedom Score over Time



Human Freedom Ranking over Time



BELIZE

LATIN AMERICA & THE CARIBBEAN RANKING 64/162



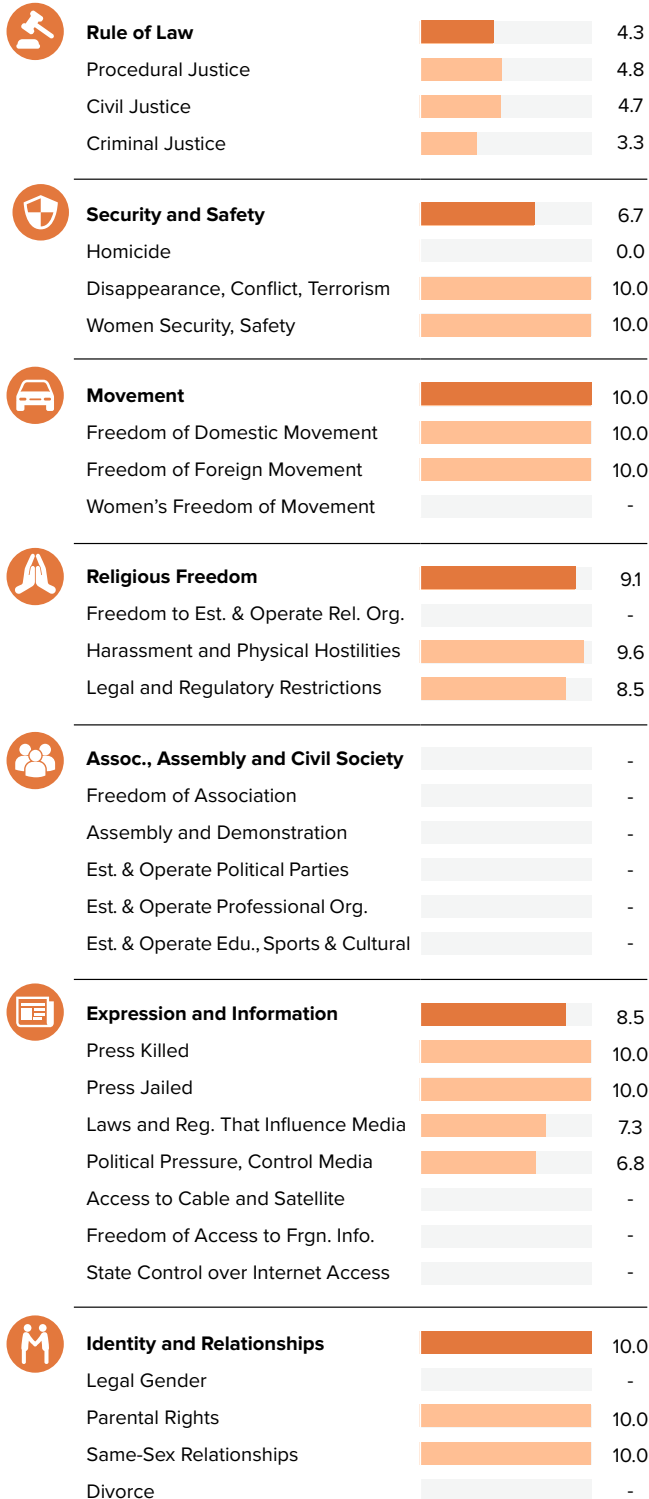
Score 0–10

PERSONAL FREEDOM 7.43

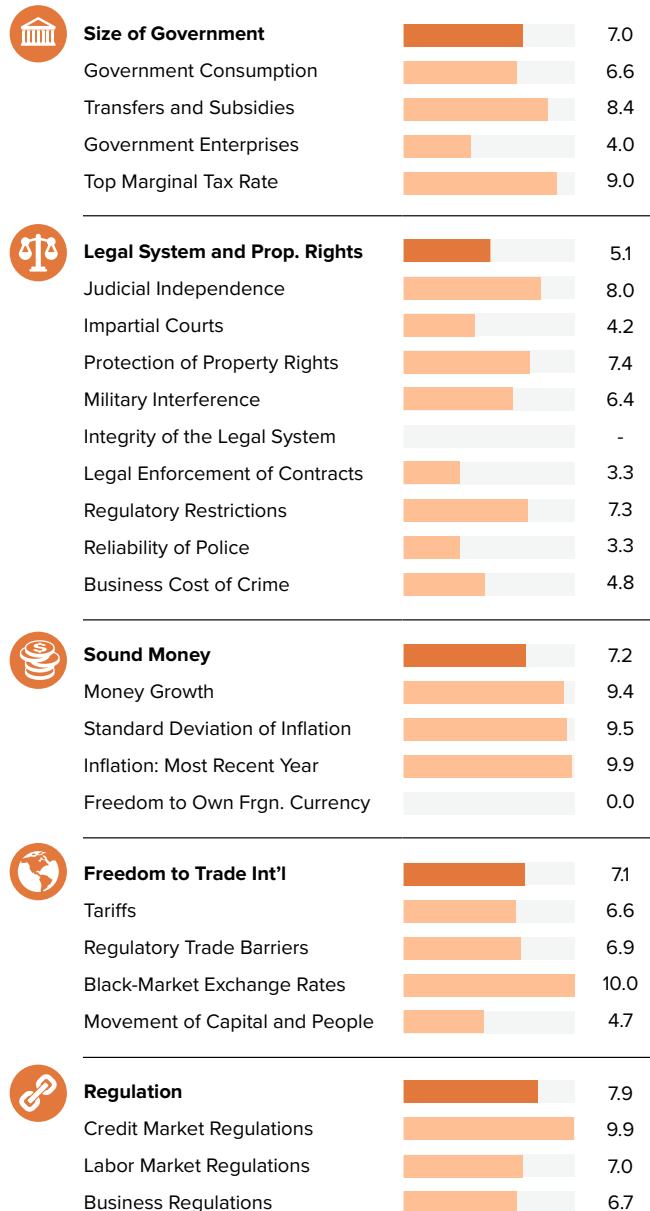
ECONOMIC FREEDOM 6.86

HUMAN FREEDOM 7.15








PERSONAL FREEDOM

 Ranking
66/162


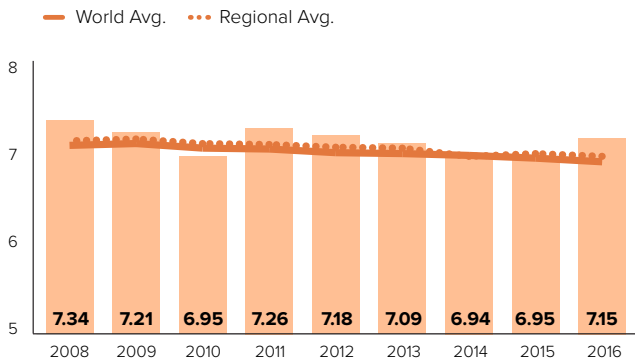
ECONOMIC FREEDOM

 Ranking
83/162


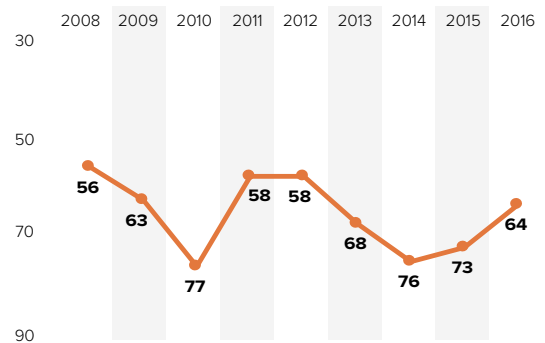
BELIZE | LATIN AMERICA & THE CARIBBEAN

	2008	2009	2010	2011	2012	2013	2014	2015	2016
HUMAN FREEDOM	7.34	7.21	6.95	7.26	7.18	7.09	6.94	6.95	7.15
ECONOMIC FREEDOM	7.32	7.07	6.52	7.12	7.13	7.03	6.90	6.81	6.86
PERSONAL FREEDOM	7.35	7.36	7.38	7.40	7.23	7.14	6.98	7.09	7.43
 Rule of Law	5.0	5.0	5.0	5.0	4.6	4.6	3.8	4.0	4.3
Procedural Justice	-	-	-	-	-	-	3.5	4.2	4.8
Civil Justice	-	-	-	-	-	-	4.9	4.7	4.7
Criminal Justice	-	-	-	-	-	-	2.9	3.2	3.3
 Security and Safety	6.7	6.7	6.7	6.7	6.7	6.3	6.7	6.7	6.7
Homicide	0.0	0.0	0.0	0.0	0.0	0.0	0.0	0.0	0.0
Disappearance, Conflict, Terrorism	10.0	10.0	10.0	10.0	10.0	9.0	10.0	10.0	10.0
Women Security, Safety	10.0	10.0	10.0	10.0	10.0	10.0	10.0	10.0	10.0
 Movement	10.0	10.0	10.0	10.0	10.0	10.0	10.0	10.0	10.0
Freedom of Domestic Movement	10.0	10.0	10.0	10.0	10.0	10.0	10.0	10.0	10.0
Freedom of Foreign Movement	10.0	10.0	10.0	10.0	10.0	10.0	10.0	10.0	10.0
Women's Freedom of Movement	-	-	-	-	-	-	-	-	-
 Religious Freedom	9.1	9.2	9.4	9.5	9.1	9.1	8.7	9.1	9.1
Freedom to Establish Religious Org.	-	-	-	-	-	-	-	-	-
Harassment and Physical Hostilities	10.0	10.0	9.9	9.9	9.9	9.9	9.7	9.9	9.6
Legal and Regulatory Restrictions	8.2	8.4	8.9	9.1	8.2	8.2	7.7	8.3	8.5
 Assoc., Assembly and Civil Society	-	-	-	-	-	-	-	-	-
Freedom of Association	-	-	-	-	-	-	-	-	-
Assembly and Demonstration	-	-	-	-	-	-	-	-	-
Est. & Operate Political Parties	-	-	-	-	-	-	-	-	-
Est. & Operate Professional Organizations	-	-	-	-	-	-	-	-	-
Est. & Operate Edu., Sporting and Cultural	-	-	-	-	-	-	-	-	-
 Expression and Information	8.8	8.8	8.8	8.8	8.8	8.8	8.8	8.8	8.5
Press Killed	10.0	10.0	10.0	10.0	10.0	10.0	10.0	10.0	10.0
Press Jailed	10.0	10.0	10.0	10.0	10.0	10.0	10.0	10.0	10.0
Laws and Reg. That Influence Media	7.3	7.3	7.3	7.3	7.3	7.3	7.3	7.3	7.3
Political Pressure, Control Media	8.0	8.0	7.8	8.0	7.8	7.8	7.8	7.8	6.8
Access to Cable and Satellite	-	-	-	-	-	-	-	-	-
Freedom of Access to Frgn. Info.	-	-	-	-	-	-	-	-	-
State Control over Internet Access	-	-	-	-	-	-	-	-	-
 Identity and Relationships	7.5	7.5	7.5	7.5	7.5	7.5	7.5	7.5	10.0
Legal Gender	-	-	-	-	-	-	-	-	-
Parental Rights	10.0	10.0	10.0	10.0	10.0	10.0	10.0	10.0	10.0
Same-Sex Relationships	5.0	5.0	5.0	5.0	5.0	5.0	5.0	5.0	10.0
Divorce	-	-	-	-	-	-	-	-	-

Human Freedom Score over Time



Human Freedom Ranking over Time



BENIN

SUB-SAHARAN AFRICA
RANKING 90/162



Score 0–10

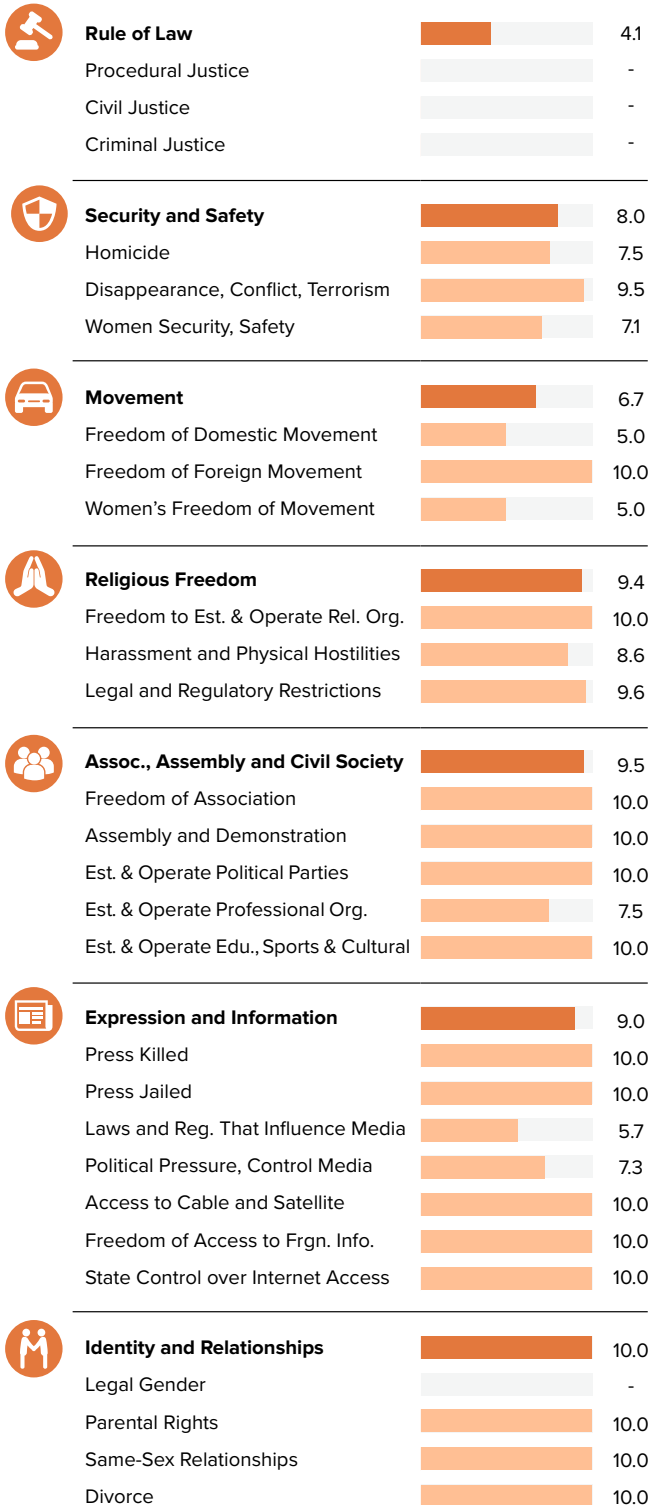
PERSONAL FREEDOM 7.50

ECONOMIC FREEDOM 5.98

HUMAN FREEDOM 6.74

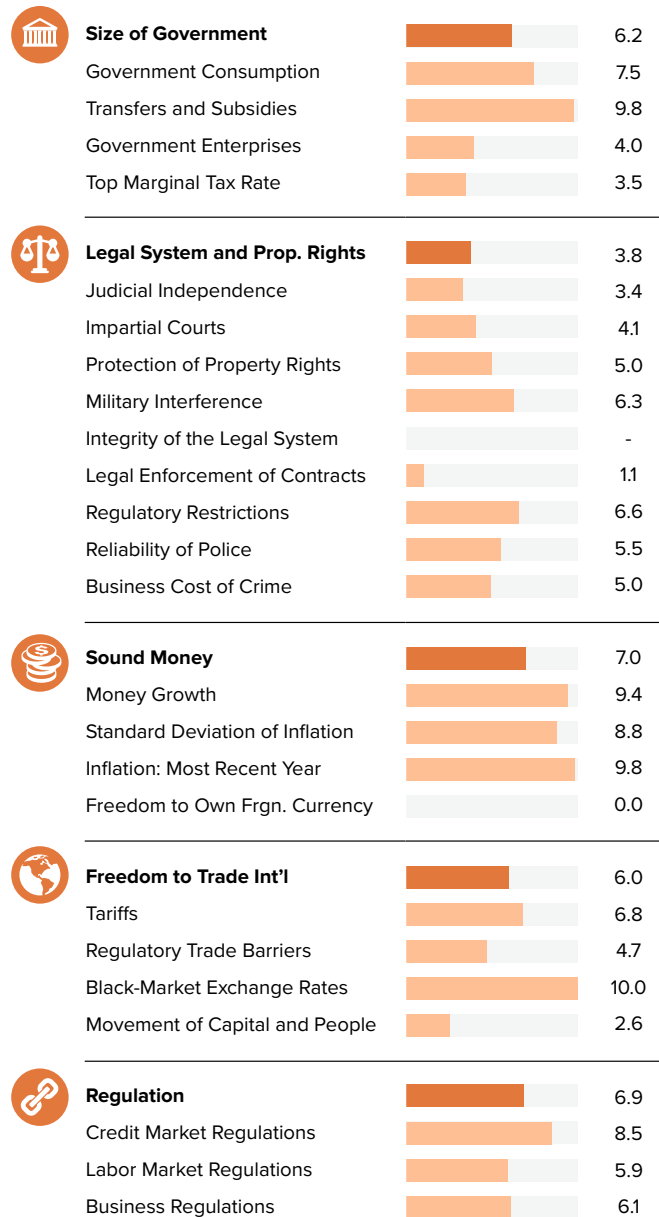
PERSONAL FREEDOM

Ranking
61/162










ECONOMIC FREEDOM

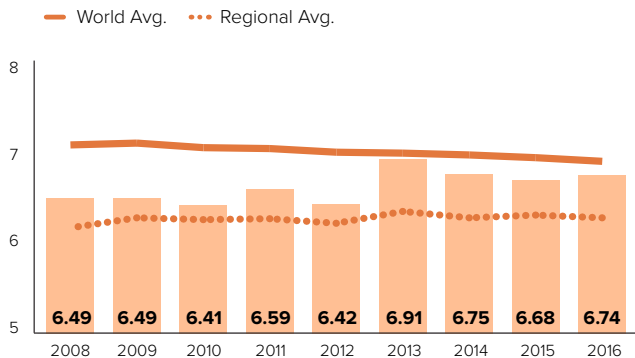
Ranking
134/162



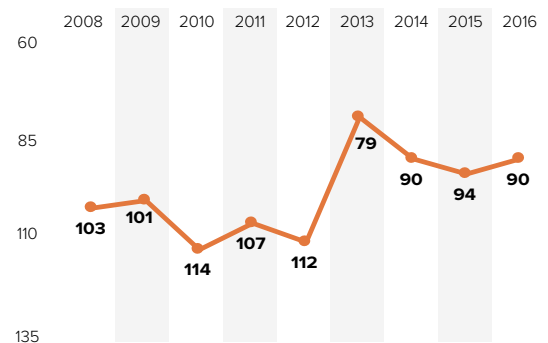
BENIN | SUB-SAHARAN AFRICA

	2008	2009	2010	2011	2012	2013	2014	2015	2016
HUMAN FREEDOM	6.49	6.49	6.41	6.59	6.42	6.91	6.75	6.68	6.74
ECONOMIC FREEDOM	5.99	6.10	6.05	6.00	5.74	6.44	5.94	5.78	5.98
PERSONAL FREEDOM	6.99	6.87	6.78	7.17	7.10	7.38	7.56	7.58	7.50
 Rule of Law	4.5	4.5	4.5	4.5	4.3	4.3	4.3	4.3	4.1
Procedural Justice	-	-	-	-	-	-	-	-	-
Civil Justice	-	-	-	-	-	-	-	-	-
Criminal Justice	-	-	-	-	-	-	-	-	-
 Security and Safety	8.4	7.9	7.5	7.6	7.6	7.7	8.0	8.0	8.0
Homicide	7.4	7.4	7.4	7.4	7.4	7.5	7.5	7.5	7.5
Disappearance, Conflict, Terrorism	10.0	8.5	7.5	8.5	8.5	8.5	9.5	9.5	9.5
Women Security, Safety	7.8	7.8	7.8	7.1	7.1	7.1	7.1	7.1	7.1
 Movement	6.7	6.7	6.7	5.0	5.0	5.0	6.7	6.7	6.7
Freedom of Domestic Movement	0.0	10.0	0.0	10.0	10.0	10.0	5.0	5.0	5.0
Freedom of Foreign Movement	10.0	0.0	10.0	0.0	0.0	0.0	10.0	10.0	10.0
Women's Freedom of Movement	10.0	10.0	10.0	5.0	5.0	5.0	5.0	5.0	5.0
 Religious Freedom	8.8	9.0	8.9	9.8	9.7	9.8	9.7	9.9	9.4
Freedom to Establish Religious Org.	7.1	7.1	7.1	10.0	10.0	10.0	10.0	10.0	10.0
Harassment and Physical Hostilities	9.6	10.0	9.7	9.6	9.3	9.6	9.9	10.0	8.6
Legal and Regulatory Restrictions	9.8	9.8	9.8	9.8	9.8	9.8	9.3	9.6	9.6
 Assoc., Assembly and Civil Society	8.1	8.1	8.1	10.0	10.0	10.0	9.5	9.5	9.5
Freedom of Association	10.0	10.0	10.0	10.0	10.0	10.0	10.0	10.0	10.0
Assembly and Demonstration	7.5	7.5	7.5	10.0	10.0	10.0	10.0	10.0	10.0
Est. & Operate Political Parties	7.1	7.1	7.1	10.0	10.0	10.0	10.0	10.0	10.0
Est. & Operate Professional Organizations	7.1	7.1	7.1	10.0	10.0	10.0	7.5	7.5	7.5
Est. & Operate Edu., Sporting and Cultural	8.8	8.8	8.8	10.0	10.0	10.0	10.0	10.0	10.0
 Expression and Information	9.1	9.0	9.0	9.0	9.0	9.0	8.9	9.0	9.0
Press Killed	10.0	10.0	10.0	10.0	10.0	10.0	10.0	10.0	10.0
Press Jailed	10.0	10.0	10.0	10.0	10.0	10.0	10.0	10.0	10.0
Laws and Reg. That Influence Media	6.3	6.3	6.3	6.3	6.3	6.0	5.3	5.7	5.7
Political Pressure, Control Media	7.5	7.0	7.0	7.0	7.0	7.3	7.3	7.0	7.3
Access to Cable and Satellite	10.0	10.0	10.0	10.0	10.0	10.0	10.0	10.0	10.0
Freedom of Access to Frgn. Info.	10.0	10.0	10.0	10.0	10.0	10.0	10.0	10.0	10.0
State Control over Internet Access	10.0	10.0	10.0	10.0	10.0	10.0	10.0	10.0	10.0
 Identity and Relationships	5.0	5.0	5.0	7.5	7.5	10.0	10.0	10.0	10.0
Legal Gender	-	-	-	-	-	-	-	-	-
Parental Rights	0.0	0.0	0.0	5.0	5.0	10.0	10.0	10.0	10.0
Same-Sex Relationships	10.0	10.0	10.0	10.0	10.0	10.0	10.0	10.0	10.0
Divorce	-	-	-	-	-	10.0	10.0	10.0	10.0

Human Freedom Score over Time



Human Freedom Ranking over Time



BHUTAN

SOUTH ASIA

RANKING 83/162



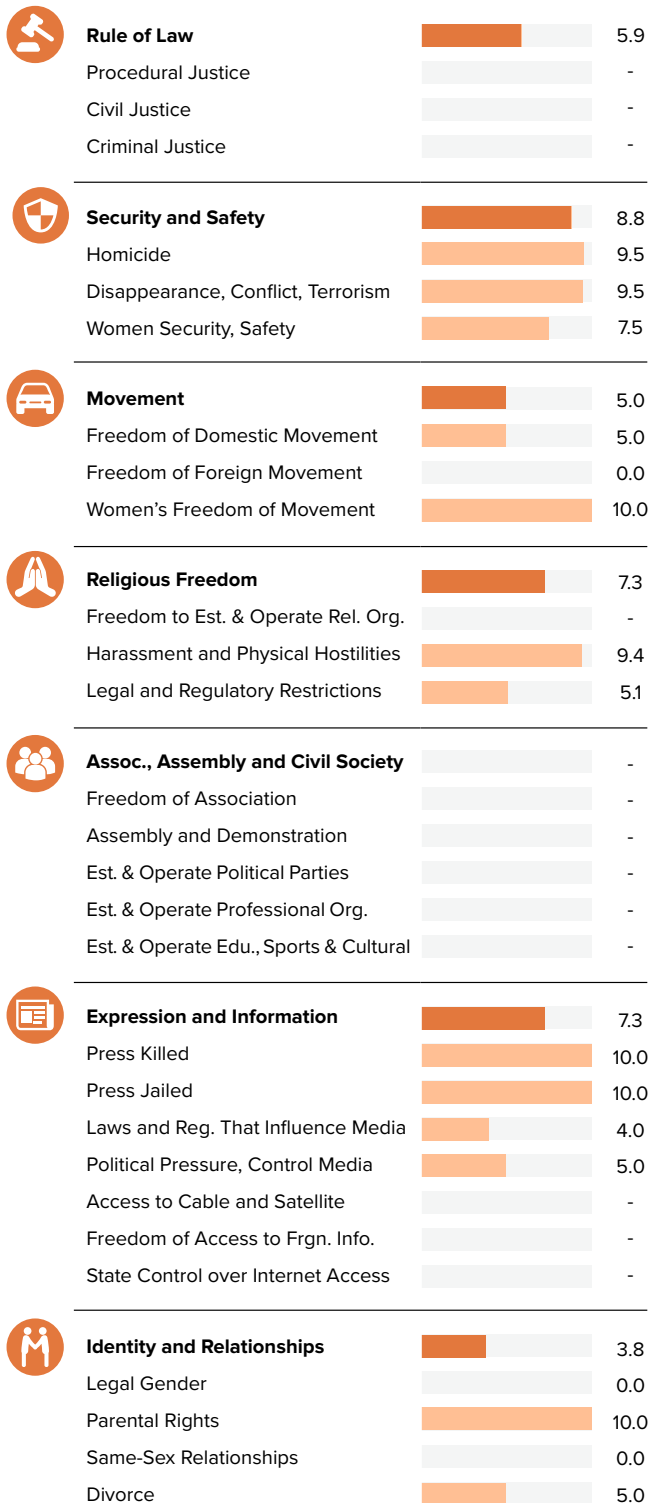
Score 0–10

PERSONAL FREEDOM 6.60

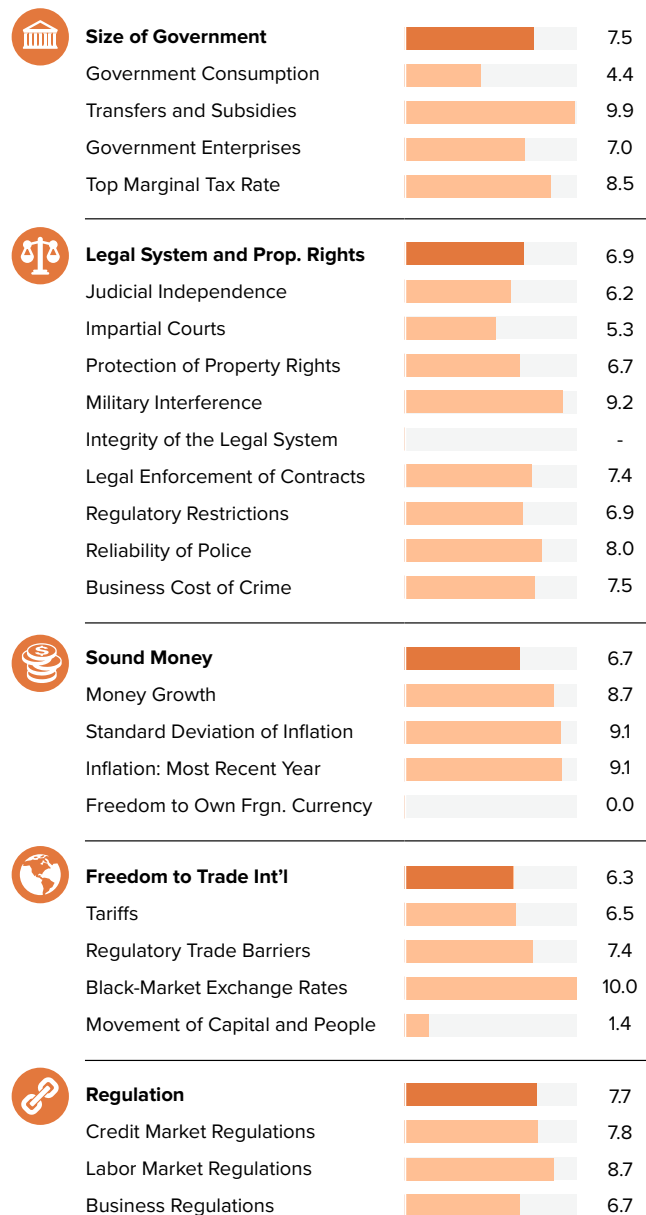
ECONOMIC FREEDOM 7.02

HUMAN FREEDOM 6.81








PERSONAL FREEDOM

 Ranking
96/162


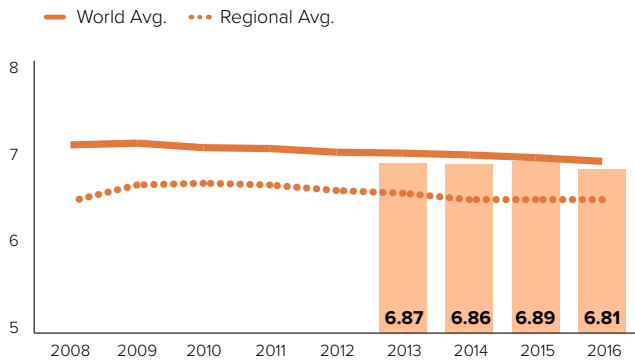
ECONOMIC FREEDOM

 Ranking
73/162


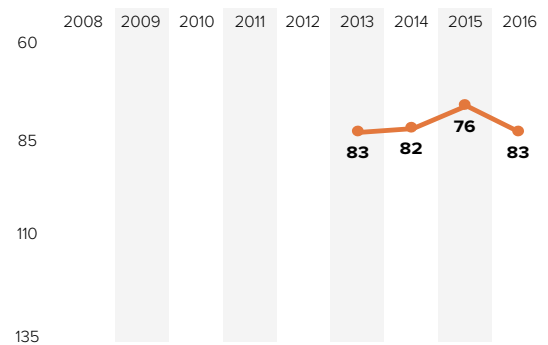
BHUTAN | SOUTH ASIA

	2008	2009	2010	2011	2012	2013	2014	2015	2016
HUMAN FREEDOM	-	-	-	-	-	6.87	6.86	6.89	6.81
ECONOMIC FREEDOM	-	-	-	-	-	6.93	6.99	7.11	7.02
PERSONAL FREEDOM	-	-	-	-	-	6.82	6.72	6.66	6.60
 Rule of Law	-	-	-	-	-	5.5	5.7	6.1	5.9
Procedural Justice	-	-	-	-	-	-	-	-	-
Civil Justice	-	-	-	-	-	-	-	-	-
Criminal Justice	-	-	-	-	-	-	-	-	-
 Security and Safety	-	-	-	-	-	8.6	8.8	8.8	8.8
Homicide	-	-	-	-	-	8.7	9.4	9.4	9.5
Disappearance, Conflict, Terrorism	-	-	-	-	-	9.5	9.5	9.5	9.5
Women Security, Safety	-	-	-	-	-	7.5	7.5	7.5	7.5
 Movement	-	-	-	-	-	6.7	5.0	5.0	5.0
Freedom of Domestic Movement	-	-	-	-	-	0.0	5.0	5.0	5.0
Freedom of Foreign Movement	-	-	-	-	-	10.0	0.0	0.0	0.0
Women's Freedom of Movement	-	-	-	-	-	10.0	10.0	10.0	10.0
 Religious Freedom	-	-	-	-	-	7.5	7.7	7.6	7.3
Freedom to Establish Religious Org.	-	-	-	-	-	-	-	-	-
Harassment and Physical Hostilities	-	-	-	-	-	9.0	8.9	9.3	9.4
Legal and Regulatory Restrictions	-	-	-	-	-	6.0	6.4	5.9	5.1
 Assoc., Assembly and Civil Society	-	-	-	-	-	-	-	-	-
Freedom of Association	-	-	-	-	-	-	-	-	-
Assembly and Demonstration	-	-	-	-	-	-	-	-	-
Est. & Operate Political Parties	-	-	-	-	-	-	-	-	-
Est. & Operate Professional Organizations	-	-	-	-	-	-	-	-	-
Est. & Operate Edu., Sporting and Cultural	-	-	-	-	-	-	-	-	-
 Expression and Information	-	-	-	-	-	7.2	7.2	7.3	7.3
Press Killed	-	-	-	-	-	10.0	10.0	10.0	10.0
Press Jailed	-	-	-	-	-	10.0	10.0	10.0	10.0
Laws and Reg. That Influence Media	-	-	-	-	-	4.0	4.0	4.0	4.0
Political Pressure, Control Media	-	-	-	-	-	4.8	4.8	5.0	5.0
Access to Cable and Satellite	-	-	-	-	-	-	-	-	-
Freedom of Access to Frgn. Info.	-	-	-	-	-	-	-	-	-
State Control over Internet Access	-	-	-	-	-	-	-	-	-
 Identity and Relationships	-	-	-	-	-	5.0	5.0	3.8	3.8
Legal Gender	-	-	-	-	-	-	-	0.0	0.0
Parental Rights	-	-	-	-	-	10.0	10.0	10.0	10.0
Same-Sex Relationships	-	-	-	-	-	0.0	0.0	0.0	0.0
Divorce	-	-	-	-	-	5.0	5.0	5.0	5.0

Human Freedom Score over Time



Human Freedom Ranking over Time



BOLIVIA

LATIN AMERICA & THE CARIBBEAN
RANKING 92/162



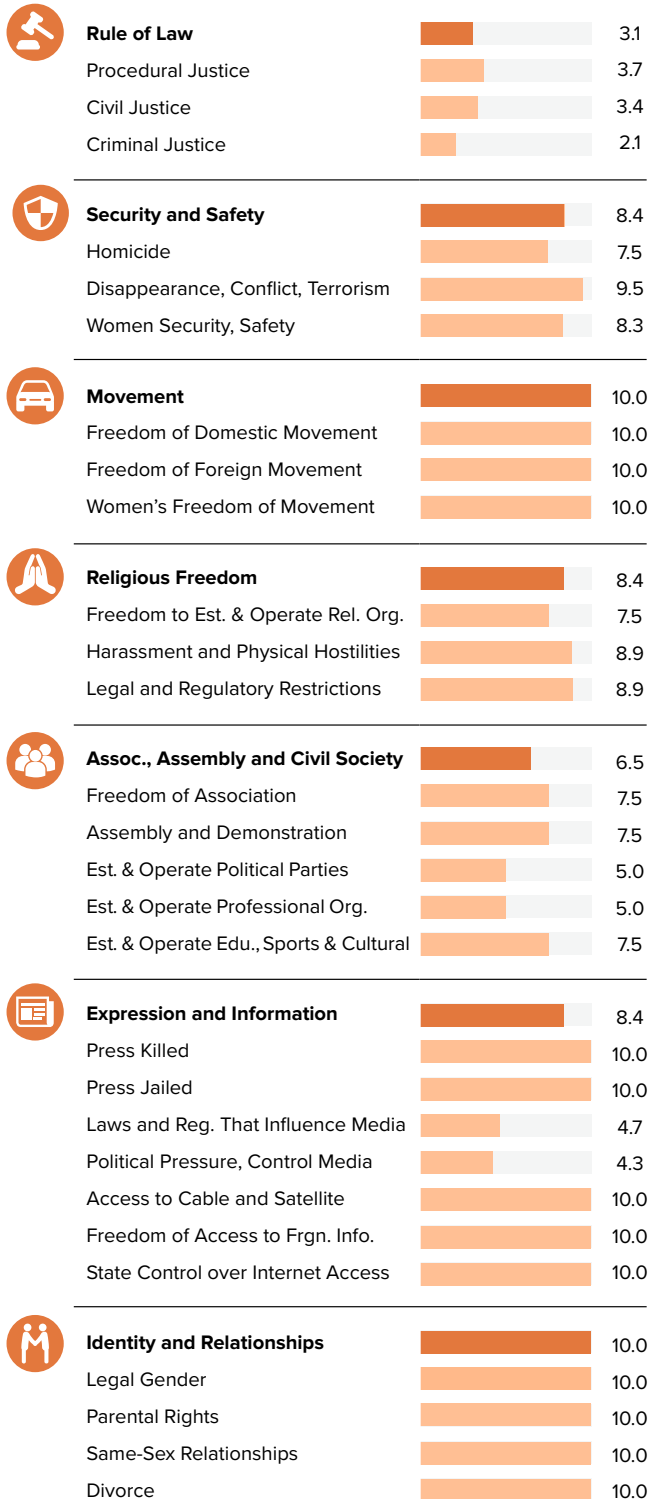
Score 0–10

PERSONAL FREEDOM 7.21
ECONOMIC FREEDOM 6.23

HUMAN FREEDOM 6.72

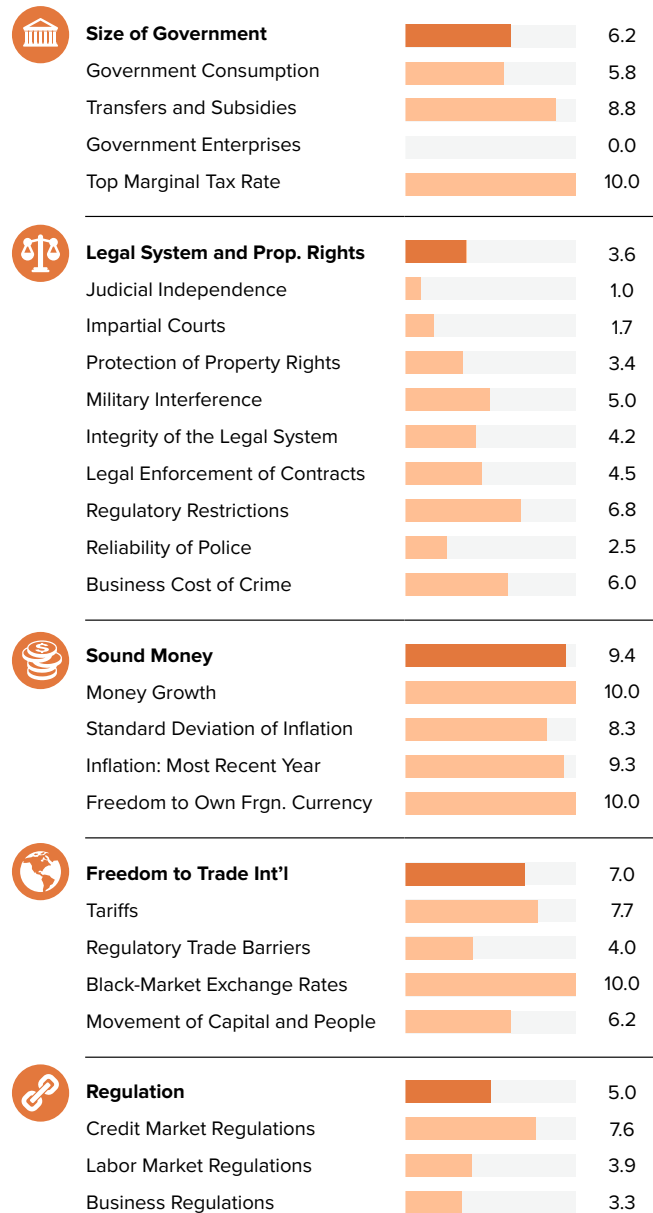
PERSONAL FREEDOM

Ranking
73/162



ECONOMIC FREEDOM

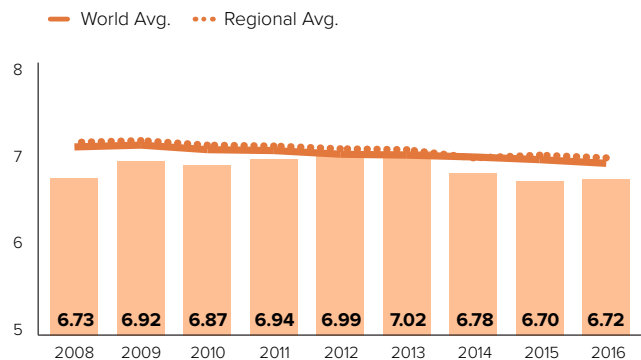
Ranking
123/162



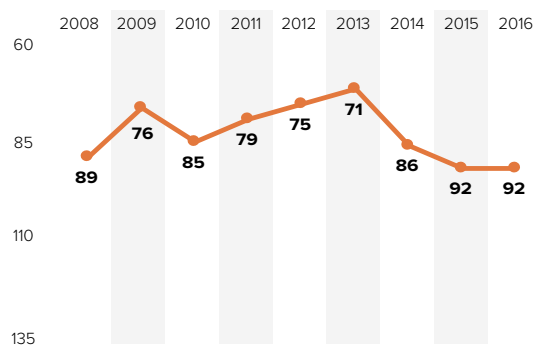
BOLIVIA | LATIN AMERICA & THE CARIBBEAN

	2008	2009	2010	2011	2012	2013	2014	2015	2016
HUMAN FREEDOM	6.73	6.92	6.87	6.94	6.99	7.02	6.78	6.70	6.72
ECONOMIC FREEDOM	6.09	6.30	6.35	6.31	6.38	6.40	6.21	6.05	6.23
PERSONAL FREEDOM	7.37	7.54	7.38	7.56	7.60	7.65	7.34	7.35	7.21
Rule of Law	3.7	3.7	3.7	3.7	3.3	3.3	3.8	3.5	3.1
Procedural Justice	4.4	4.4	4.4	4.4	4.2	4.2	5.1	4.6	3.7
Civil Justice	3.8	3.8	3.8	3.8	3.4	3.4	3.7	3.5	3.4
Criminal Justice	2.8	2.8	2.8	2.8	2.3	2.3	2.5	2.4	2.1
Security and Safety	8.5	8.5	8.0	8.0	8.1	8.1	8.1	8.4	8.4
Homicide	6.5	6.6	4.9	5.1	5.2	6.4	6.4	7.5	7.5
Disappearance, Conflict, Terrorism	9.0	9.0	9.0	9.0	9.0	9.5	9.5	9.5	9.5
Women Security, Safety	10.0	10.0	10.0	10.0	10.0	8.3	8.3	8.3	8.3
Movement	10.0	10.0	10.0	10.0	10.0	10.0	10.0	10.0	10.0
Freedom of Domestic Movement	10.0	10.0	10.0	10.0	10.0	10.0	10.0	10.0	10.0
Freedom of Foreign Movement	10.0	10.0	10.0	10.0	10.0	10.0	10.0	10.0	10.0
Women's Freedom of Movement	10.0	10.0	10.0	10.0	10.0	10.0	10.0	10.0	10.0
Religious Freedom	8.3	8.5	8.6	9.6	9.5	9.5	8.7	8.6	8.4
Freedom to Establish Religious Org.	7.1	7.1	7.1	10.0	10.0	10.0	7.5	7.5	7.5
Harassment and Physical Hostilities	9.7	9.8	9.7	9.8	9.9	9.8	9.6	8.9	8.9
Legal and Regulatory Restrictions	8.0	8.8	8.9	9.0	8.8	8.7	9.1	9.5	8.9
Assoc., Assembly and Civil Society	7.5	7.5	7.5	9.5	9.5	10.0	6.5	6.5	6.5
Freedom of Association	10.0	10.0	10.0	10.0	10.0	10.0	7.5	7.5	7.5
Assembly and Demonstration	5.0	5.0	5.0	10.0	10.0	10.0	7.5	7.5	7.5
Est. & Operate Political Parties	7.1	7.1	7.1	8.8	8.8	8.8	5.0	5.0	5.0
Est. & Operate Professional Organizations	7.1	7.1	7.1	8.8	8.8	8.8	5.0	5.0	5.0
Est. & Operate Edu., Sporting and Cultural	8.3	8.3	8.3	10.0	10.0	10.0	7.5	7.5	7.5
Expression and Information	7.4	8.8	8.6	7.2	8.5	8.5	8.6	8.5	8.4
Press Killed	0.0	10.0	10.0	0.1	10.0	10.0	10.0	10.0	10.0
Press Jailed	10.0	10.0	10.0	10.0	10.0	10.0	10.0	10.0	10.0
Laws and Reg. That Influence Media	6.3	6.3	5.7	5.7	5.3	5.3	5.3	5.0	4.7
Political Pressure, Control Media	5.3	5.0	4.8	4.5	4.5	4.5	4.8	4.8	4.3
Access to Cable and Satellite	10.0	10.0	10.0	10.0	10.0	10.0	10.0	10.0	10.0
Freedom of Access to Frgn. Info.	10.0	10.0	10.0	10.0	10.0	10.0	10.0	10.0	10.0
State Control over Internet Access	10.0	10.0	10.0	10.0	10.0	10.0	10.0	10.0	10.0
Identity and Relationships	10.0	10.0	10.0	10.0	10.0	10.0	10.0	10.0	10.0
Legal Gender	-	-	-	-	-	-	-	10.0	10.0
Parental Rights	10.0	10.0	10.0	10.0	10.0	10.0	10.0	10.0	10.0
Same-Sex Relationships	10.0	10.0	10.0	10.0	10.0	10.0	10.0	10.0	10.0
Divorce	-	-	-	-	-	10.0	10.0	10.0	10.0

Human Freedom Score over Time



Human Freedom Ranking over Time



BOSNIA AND HERZEGOVINA

EASTERN EUROPE

RANKING 59/162



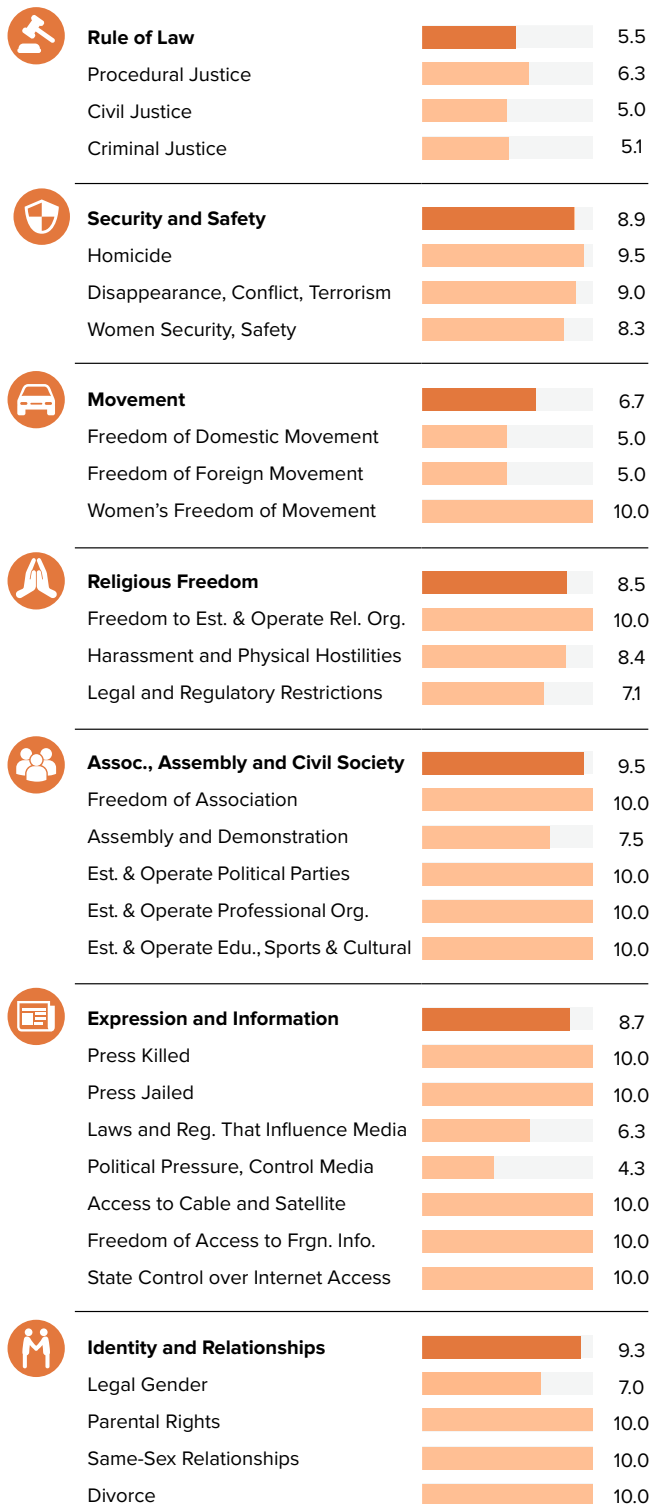
Score 0–10

PERSONAL FREEDOM 7.86
ECONOMIC FREEDOM 6.60

HUMAN FREEDOM 7.23

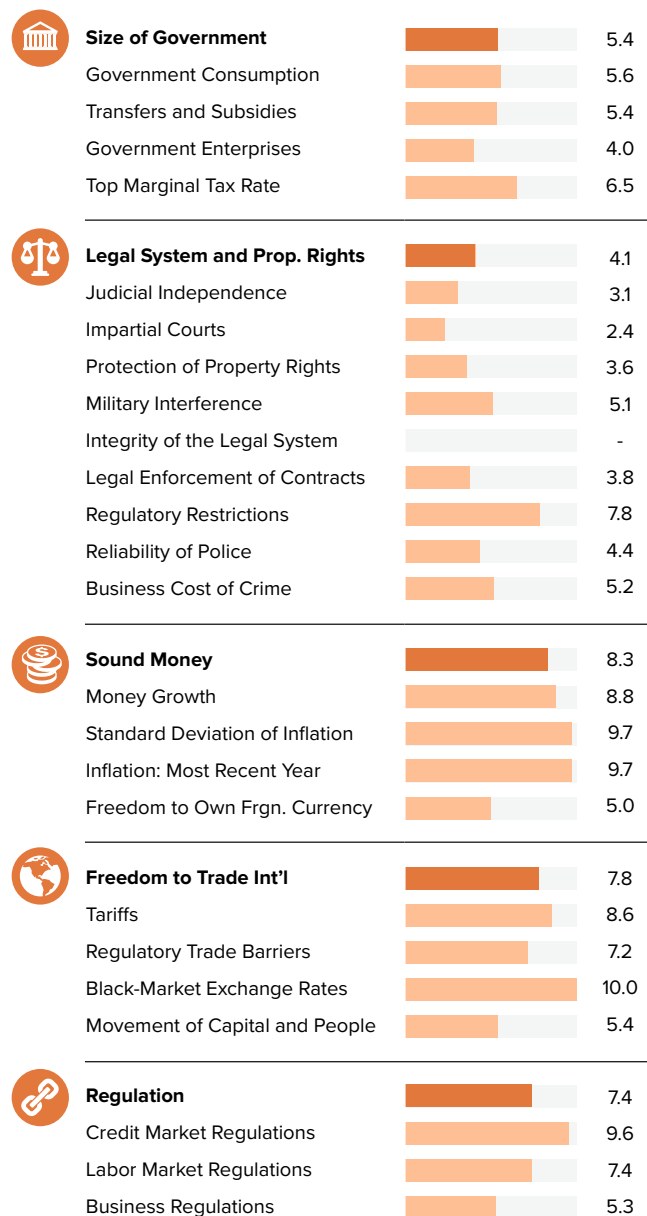
PERSONAL FREEDOM

Ranking
47/162










ECONOMIC FREEDOM

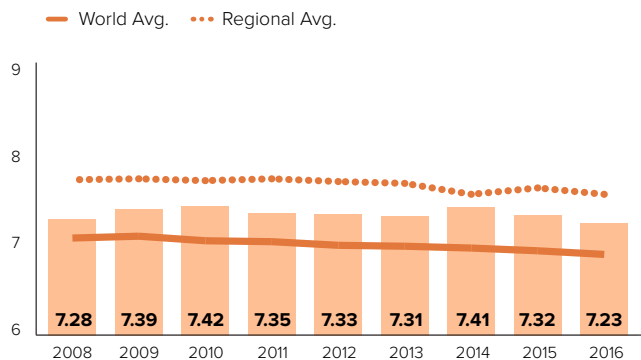
Ranking
98/162



BOSNIA AND HERZEGOVINA | EASTERN EUROPE

	2008	2009	2010	2011	2012	2013	2014	2015	2016
HUMAN FREEDOM	7.28	7.39	7.42	7.35	7.33	7.31	7.41	7.32	7.23
ECONOMIC FREEDOM	6.56	6.56	6.63	6.70	6.79	6.61	6.78	6.63	6.60
PERSONAL FREEDOM	8.00	8.23	8.20	7.99	7.87	8.01	8.04	8.00	7.86
 Rule of Law	6.1	6.1	6.1	6.1	5.7	5.7	5.6	5.8	5.5
Procedural Justice	7.0	7.0	7.0	7.0	6.9	6.9	6.7	6.9	6.3
Civil Justice	5.0	5.0	5.0	5.0	4.9	4.9	5.2	5.0	5.0
Criminal Justice	6.2	6.2	6.2	6.2	5.4	5.4	5.1	5.6	5.1
 Security and Safety	9.6	9.6	9.6	9.1	9.0	9.1	9.1	9.0	8.9
Homicide	9.3	9.2	9.4	9.4	9.3	9.5	9.4	9.4	9.5
Disappearance, Conflict, Terrorism	9.4	9.5	9.4	9.5	9.5	9.5	9.5	9.4	9.0
Women Security, Safety	10.0	10.0	10.0	8.3	8.3	8.3	8.3	8.3	8.3
 Movement	6.7	8.3	8.3	6.7	6.7	6.7	6.7	6.7	6.7
Freedom of Domestic Movement	10.0	5.0	10.0	10.0	10.0	10.0	5.0	5.0	5.0
Freedom of Foreign Movement	0.0	10.0	5.0	0.0	0.0	0.0	5.0	5.0	5.0
Women's Freedom of Movement	10.0	10.0	10.0	10.0	10.0	10.0	10.0	10.0	10.0
 Religious Freedom	8.2	8.3	8.1	7.8	7.6	7.7	8.8	8.8	8.5
Freedom to Establish Religious Org.	-	-	-	7.5	7.5	7.5	10.0	10.0	10.0
Harassment and Physical Hostilities	8.7	8.8	8.7	8.2	8.0	8.1	8.4	8.3	8.4
Legal and Regulatory Restrictions	7.7	7.8	7.5	7.7	7.4	7.4	8.0	8.1	7.1
 Assoc., Assembly and Civil Society	-	-	-	8.8	8.8	10.0	9.5	9.5	9.5
Freedom of Association	-	-	-	10.0	10.0	10.0	10.0	10.0	10.0
Assembly and Demonstration	-	-	-	10.0	10.0	10.0	7.5	7.5	7.5
Est. & Operate Political Parties	-	-	-	6.3	6.3	6.3	10.0	10.0	10.0
Est. & Operate Professional Organizations	-	-	-	7.5	7.5	7.5	10.0	10.0	10.0
Est. & Operate Edu., Sporting and Cultural	-	-	-	10.0	10.0	10.0	10.0	10.0	10.0
 Expression and Information	7.9	7.8	7.8	8.8	8.8	8.7	8.7	8.7	8.7
Press Killed	10.0	10.0	10.0	10.0	10.0	10.0	10.0	10.0	10.0
Press Jailed	10.0	10.0	10.0	10.0	10.0	10.0	10.0	10.0	10.0
Laws and Reg. That Influence Media	7.0	7.0	7.0	7.0	7.0	6.7	6.7	6.7	6.3
Political Pressure, Control Media	4.5	4.3	4.3	4.3	4.3	4.3	4.0	4.3	4.3
Access to Cable and Satellite	-	-	-	10.0	10.0	10.0	10.0	10.0	10.0
Freedom of Access to Frgn. Info.	-	-	-	10.0	10.0	10.0	10.0	10.0	10.0
State Control over Internet Access	-	-	-	10.0	10.0	10.0	10.0	10.0	10.0
 Identity and Relationships	10.0	10.0	10.0	10.0	10.0	10.0	10.0	9.3	9.3
Legal Gender	-	-	-	-	-	-	-	7.0	7.0
Parental Rights	10.0	10.0	10.0	10.0	10.0	10.0	10.0	10.0	10.0
Same-Sex Relationships	10.0	10.0	10.0	10.0	10.0	10.0	10.0	10.0	10.0
Divorce	-	-	-	-	-	10.0	10.0	10.0	10.0

Human Freedom Score over Time



Human Freedom Ranking over Time



BOTSWANA

SUB-SAHARAN AFRICA

RANKING 64/162



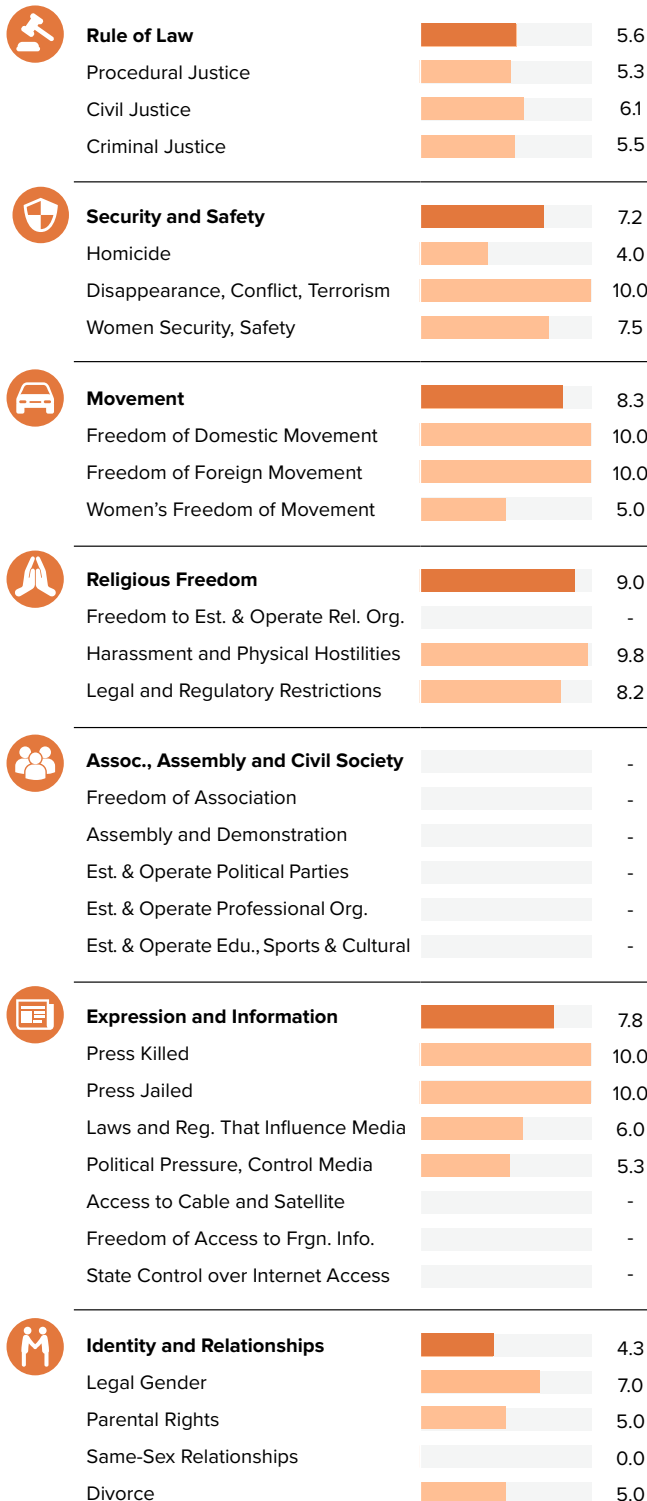
Score 0–10

PERSONAL FREEDOM 6.88

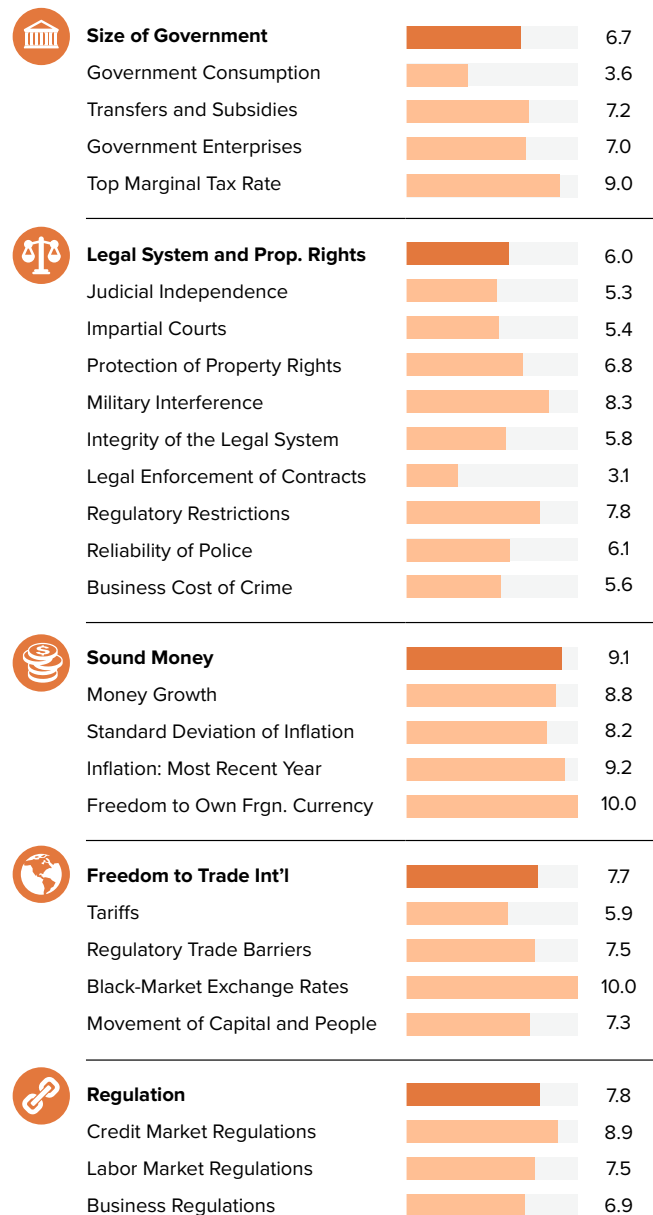
ECONOMIC FREEDOM 7.43

HUMAN FREEDOM 7.15








PERSONAL FREEDOM

Ranking
86/162

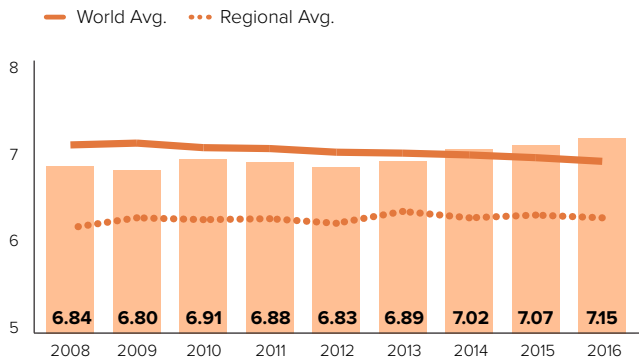
ECONOMIC FREEDOM

Ranking
44/162

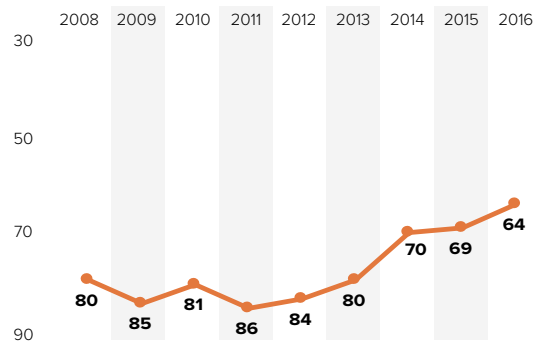
BOTSWANA | SUB-SAHARAN AFRICA

	2008	2009	2010	2011	2012	2013	2014	2015	2016
HUMAN FREEDOM	6.84	6.80	6.91	6.88	6.83	6.89	7.02	7.07	7.15
ECONOMIC FREEDOM	6.85	6.76	7.02	7.22	7.25	7.27	7.24	7.35	7.43
PERSONAL FREEDOM	6.82	6.84	6.80	6.54	6.41	6.52	6.80	6.79	6.88
 Rule of Law	6.2	6.2	6.2	6.2	5.7	5.7	5.6	5.2	5.6
Procedural Justice	4.8	4.8	4.8	4.8	4.7	4.7	4.5	4.1	5.3
Civil Justice	6.5	6.5	6.5	6.5	6.1	6.1	6.1	6.2	6.1
Criminal Justice	7.2	7.2	7.2	7.2	6.4	6.4	6.1	5.2	5.5
 Security and Safety	7.5	7.5	7.4	7.4	7.4	7.2	7.2	7.2	7.2
Homicide	4.2	4.2	4.0	4.0	4.0	4.0	4.0	4.0	4.0
Disappearance, Conflict, Terrorism	10.0	10.0	10.0	10.0	10.0	10.0	10.0	10.0	10.0
Women Security, Safety	8.3	8.3	8.3	8.3	8.3	7.5	7.5	7.5	7.5
 Movement	8.3	8.3	8.3	6.7	6.7	6.7	8.3	8.3	8.3
Freedom of Domestic Movement	5.0	10.0	5.0	10.0	10.0	10.0	10.0	10.0	10.0
Freedom of Foreign Movement	10.0	5.0	10.0	5.0	5.0	5.0	10.0	10.0	10.0
Women's Freedom of Movement	10.0	10.0	10.0	5.0	5.0	5.0	5.0	5.0	5.0
 Religious Freedom	8.4	8.7	8.5	8.5	8.4	8.5	9.5	9.3	9.0
Freedom to Establish Religious Org.	7.1	7.1	7.1	6.3	6.3	6.3	-	-	-
Harassment and Physical Hostilities	9.9	10.0	9.9	10.0	9.5	10.0	9.9	10.0	9.8
Legal and Regulatory Restrictions	8.3	9.1	8.5	9.2	9.4	9.2	9.1	8.5	8.2
 Assoc., Assembly and Civil Society	6.7	6.7	6.7	6.3	6.3	7.1	-	-	-
Freedom of Association	7.5	7.5	7.5	7.5	7.5	7.5	-	-	-
Assembly and Demonstration	7.5	7.5	7.5	7.5	7.5	7.5	-	-	-
Est. & Operate Political Parties	7.1	7.1	7.1	5.0	5.0	5.0	-	-	-
Est. & Operate Professional Organizations	4.2	4.2	4.2	5.0	5.0	5.0	-	-	-
Est. & Operate Edu., Sporting and Cultural	7.1	7.1	7.1	6.3	6.3	6.3	-	-	-
 Expression and Information	8.0	7.9	7.9	7.4	7.4	7.4	7.8	7.8	7.8
Press Killed	10.0	10.0	10.0	10.0	10.0	10.0	10.0	10.0	10.0
Press Jailed	10.0	10.0	10.0	10.0	10.0	10.0	10.0	10.0	10.0
Laws and Reg. That Influence Media	7.0	6.3	6.3	6.3	6.3	6.3	6.0	6.0	6.0
Political Pressure, Control Media	5.8	5.8	5.8	5.8	5.8	5.8	5.3	5.3	5.3
Access to Cable and Satellite	6.7	6.7	6.7	7.5	7.5	7.5	-	-	-
Freedom of Access to Frgn. Info.	6.7	6.7	6.7	5.0	5.0	5.0	-	-	-
State Control over Internet Access	10.0	10.0	10.0	7.5	7.5	7.5	-	-	-
 Identity and Relationships	2.5	2.5	2.5	2.5	2.5	3.3	3.3	4.3	4.3
Legal Gender	-	-	-	-	-	-	-	7.0	7.0
Parental Rights	5.0	5.0	5.0	5.0	5.0	5.0	5.0	5.0	5.0
Same-Sex Relationships	0.0	0.0	0.0	0.0	0.0	0.0	0.0	0.0	0.0
Divorce	-	-	-	-	-	5.0	5.0	5.0	5.0

Human Freedom Score over Time



Human Freedom Ranking over Time



BRAZIL

LATIN AMERICA & THE CARIBBEAN RANKING 123/162



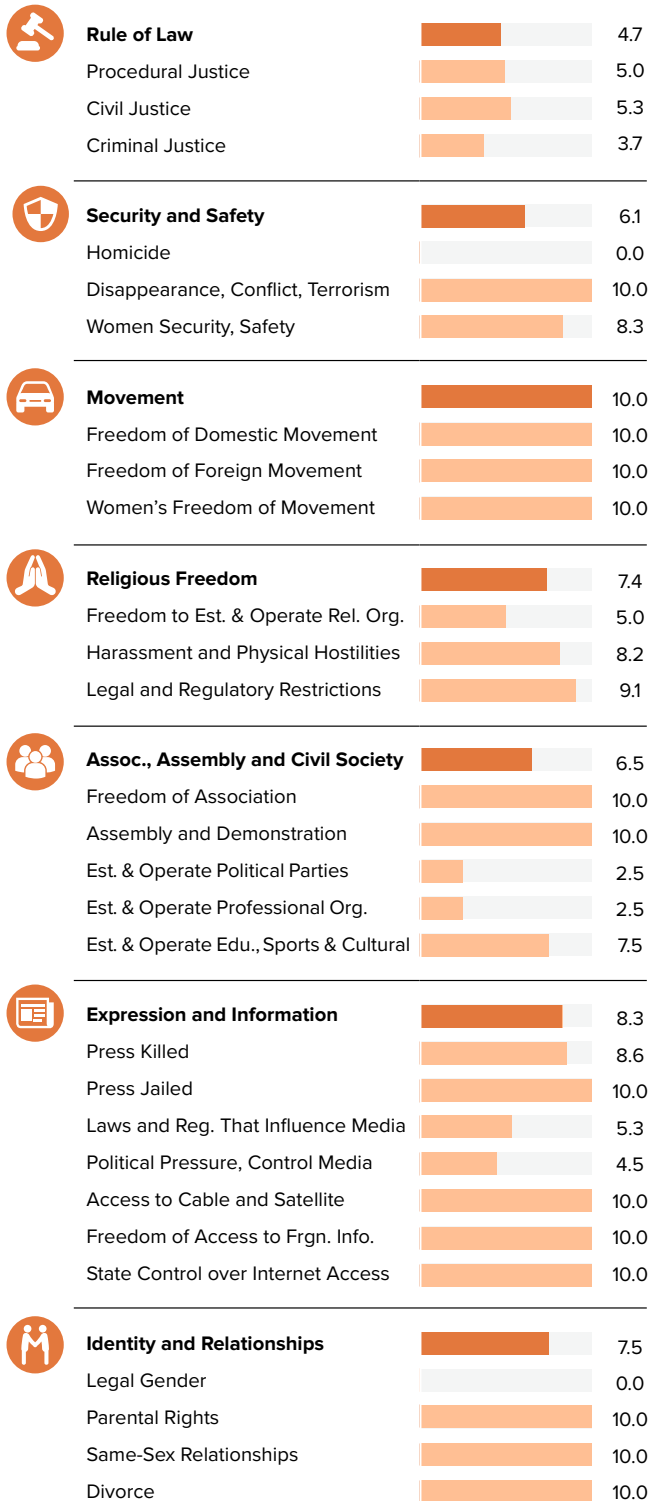
Score 0–10

PERSONAL FREEDOM 6.67

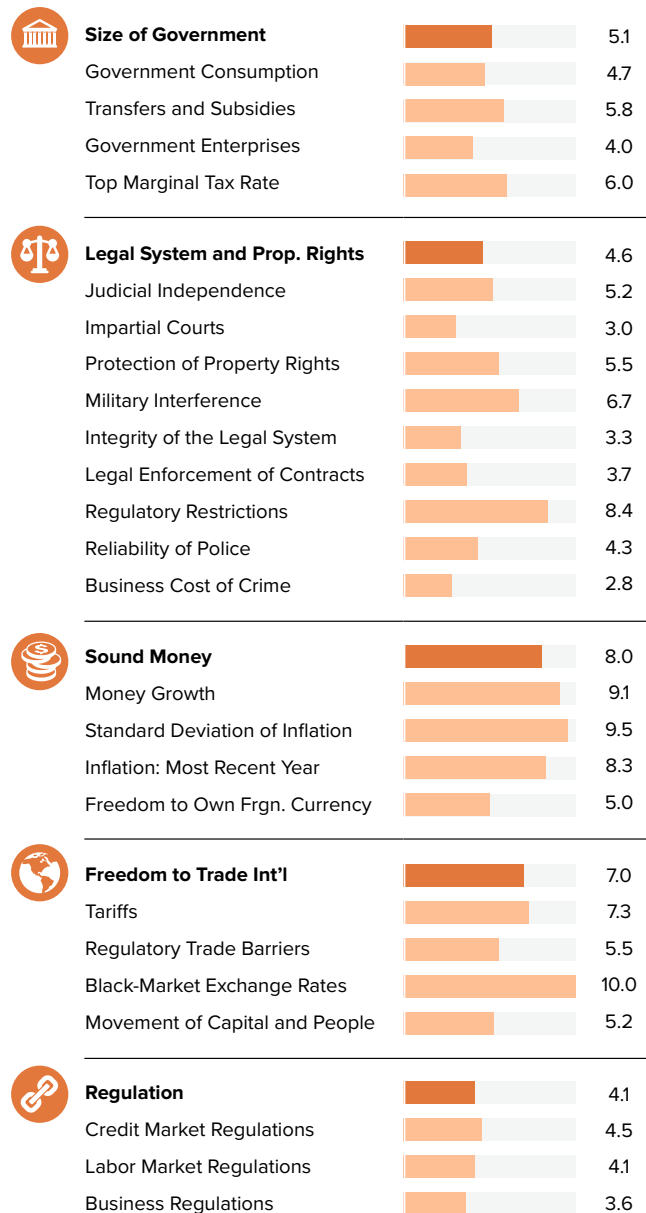
ECONOMIC FREEDOM 5.75

HUMAN FREEDOM 6.21








PERSONAL FREEDOM

 Ranking
94/162


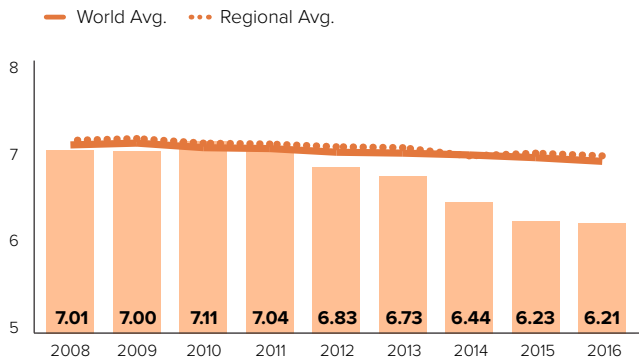
ECONOMIC FREEDOM

 Ranking
144/162


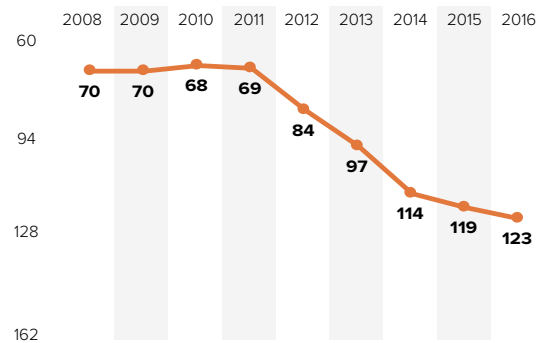
BRAZIL | LATIN AMERICA & THE CARIBBEAN

	2008	2009	2010	2011	2012	2013	2014	2015	2016
HUMAN FREEDOM	7.01	7.00	7.11	7.04	6.83	6.73	6.44	6.23	6.21
ECONOMIC FREEDOM	6.31	6.24	6.46	6.45	6.24	6.05	5.93	5.75	5.75
PERSONAL FREEDOM	7.72	7.75	7.77	7.63	7.42	7.40	6.96	6.70	6.67
 Rule of Law	5.5	5.5	5.5	5.5	4.7	4.7	4.7	4.8	4.7
Procedural Justice	6.1	6.1	6.1	6.1	5.5	5.5	5.0	5.2	5.0
Civil Justice	5.5	5.5	5.5	5.5	5.1	5.1	5.3	5.3	5.3
Criminal Justice	4.9	4.9	4.9	4.9	3.7	3.7	3.7	3.9	3.7
 Security and Safety	6.8	7.0	7.1	6.2	6.1	5.8	6.1	6.1	6.1
Homicide	0.5	0.9	1.2	0.3	0.0	0.0	0.0	0.0	0.0
Disappearance, Conflict, Terrorism	10.0	10.0	10.0	9.0	9.0	9.0	10.0	10.0	10.0
Women Security, Safety	10.0	10.0	10.0	9.2	9.2	8.3	8.3	8.3	8.3
 Movement	10.0	10.0	10.0	10.0	10.0	10.0	10.0	10.0	10.0
Freedom of Domestic Movement	10.0	10.0	10.0	10.0	10.0	10.0	10.0	10.0	10.0
Freedom of Foreign Movement	10.0	10.0	10.0	10.0	10.0	10.0	10.0	10.0	10.0
Women's Freedom of Movement	10.0	10.0	10.0	10.0	10.0	10.0	10.0	10.0	10.0
 Religious Freedom	9.3	9.4	9.3	9.4	9.5	9.4	7.7	7.7	7.4
Freedom to Establish Religious Org.	10.0	10.0	10.0	10.0	10.0	10.0	5.0	5.0	5.0
Harassment and Physical Hostilities	8.8	8.9	8.6	8.7	8.9	8.6	8.6	8.8	8.2
Legal and Regulatory Restrictions	9.1	9.4	9.4	9.5	9.5	9.5	9.5	9.4	9.1
 Assoc., Assembly and Civil Society	8.3	8.3	8.3	9.5	9.5	10.0	6.5	6.5	6.5
Freedom of Association	10.0	10.0	10.0	10.0	10.0	10.0	10.0	10.0	10.0
Assembly and Demonstration	10.0	10.0	10.0	10.0	10.0	10.0	10.0	10.0	10.0
Est. & Operate Political Parties	5.8	5.8	5.8	8.8	8.8	8.8	2.5	2.5	2.5
Est. & Operate Professional Organizations	7.1	7.1	7.1	8.8	8.8	8.8	2.5	2.5	2.5
Est. & Operate Edu., Sporting and Cultural	8.8	8.8	8.8	10.0	10.0	10.0	7.5	7.5	7.5
 Expression and Information	8.7	8.6	8.6	8.2	8.2	8.3	8.4	8.0	8.3
Press Killed	10.0	9.5	9.5	7.0	7.5	8.0	8.5	6.1	8.6
Press Jailed	10.0	10.0	10.0	10.0	10.0	10.0	10.0	10.0	10.0
Laws and Reg. That Influence Media	5.0	5.3	5.3	5.7	5.7	5.7	5.7	5.7	5.3
Political Pressure, Control Media	6.0	5.5	5.3	5.0	4.5	4.8	4.8	4.5	4.5
Access to Cable and Satellite	10.0	10.0	10.0	10.0	10.0	10.0	10.0	10.0	10.0
Freedom of Access to Frgn. Info.	10.0	10.0	10.0	10.0	10.0	10.0	10.0	10.0	10.0
State Control over Internet Access	10.0	10.0	10.0	10.0	10.0	10.0	10.0	10.0	10.0
 Identity and Relationships	10.0	10.0	10.0	10.0	10.0	10.0	10.0	7.5	7.5
Legal Gender	-	-	-	-	-	-	-	0.0	0.0
Parental Rights	10.0	10.0	10.0	10.0	10.0	10.0	10.0	10.0	10.0
Same-Sex Relationships	10.0	10.0	10.0	10.0	10.0	10.0	10.0	10.0	10.0
Divorce	-	-	-	-	-	10.0	10.0	10.0	10.0

Human Freedom Score over Time



Human Freedom Ranking over Time



BRUNEI DARUSSALAM

SOUTH ASIA

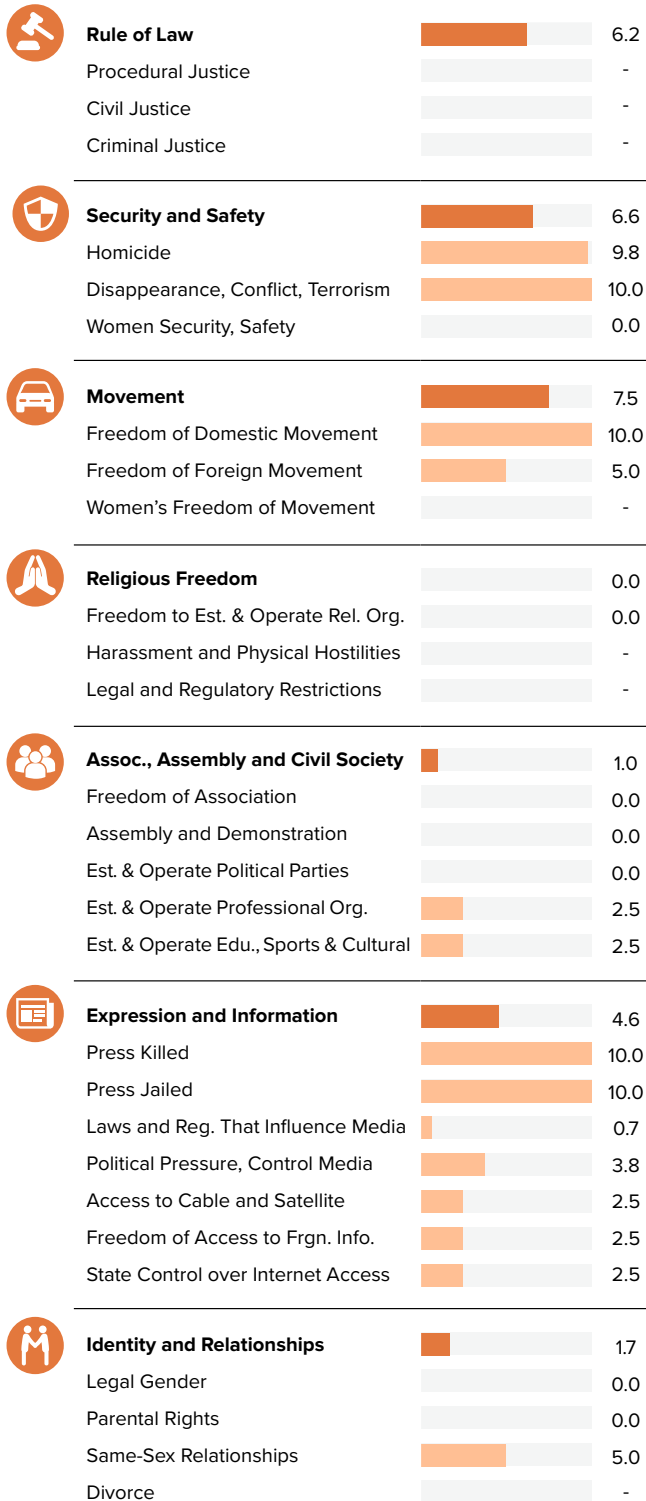
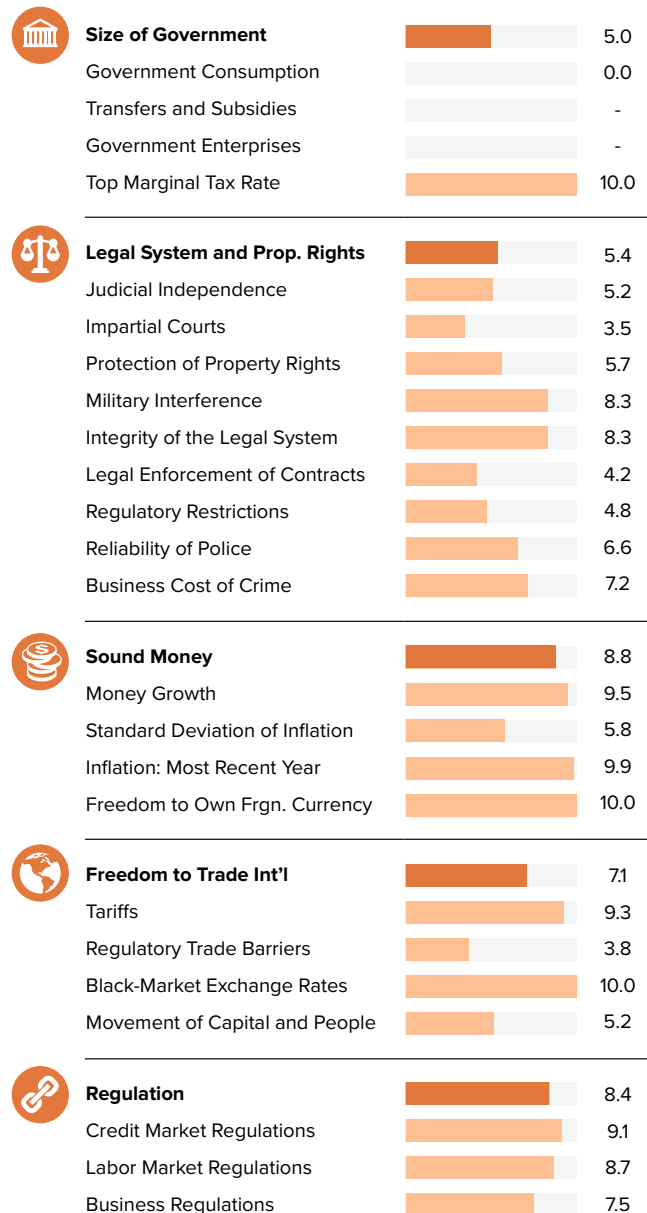
RANKING 138/162










Score 0–10

PERSONAL FREEDOM 4.66

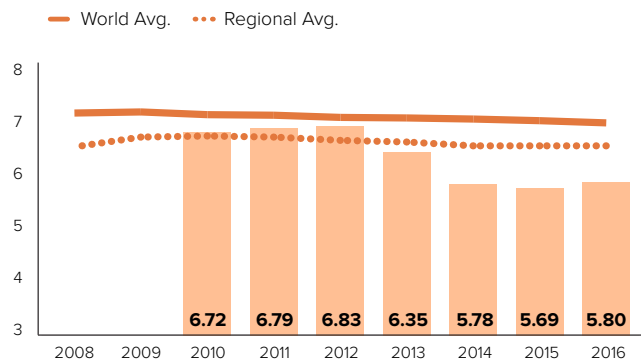
ECONOMIC FREEDOM 6.93

HUMAN FREEDOM 5.80**PERSONAL FREEDOM**Ranking
153/162**ECONOMIC FREEDOM**Ranking
77/162

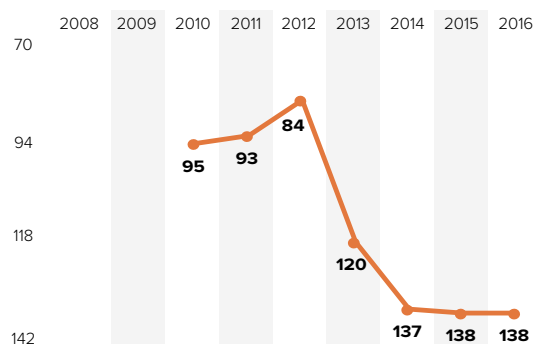
BRUNEI DARUSSALAM | SOUTH ASIA

	2008	2009	2010	2011	2012	2013	2014	2015	2016
HUMAN FREEDOM	-	-	6.72	6.79	6.83	6.35	5.78	5.69	5.80
ECONOMIC FREEDOM	-	-	7.07	6.92	7.07	6.75	6.89	6.77	6.93
PERSONAL FREEDOM	-	-	6.38	6.66	6.59	5.94	4.68	4.61	4.66
 Rule of Law	-	-	6.6	6.6	6.4	6.4	5.9	5.9	6.2
Procedural Justice	-	-	-	-	-	-	-	-	-
Civil Justice	-	-	-	-	-	-	-	-	-
Criminal Justice	-	-	-	-	-	-	-	-	-
 Security and Safety	-	-	8.7	8.7	8.6	6.6	6.6	6.6	6.6
Homicide	-	-	9.9	9.9	9.6	9.8	9.8	9.8	9.8
Disappearance, Conflict, Terrorism	-	-	10.0	10.0	10.0	10.0	10.0	10.0	10.0
Women Security, Safety	-	-	6.3	6.3	6.3	0.0	0.0	0.0	0.0
 Movement	-	-	6.7	8.3	8.3	7.5	7.5	7.5	7.5
Freedom of Domestic Movement	-	-	5.0	5.0	5.0	5.0	10.0	10.0	10.0
Freedom of Foreign Movement	-	-	5.0	10.0	10.0	10.0	5.0	5.0	5.0
Women's Freedom of Movement	-	-	10.0	10.0	10.0	-	-	-	-
 Religious Freedom	-	-	-	-	-	-	0.0	0.0	0.0
Freedom to Establish Religious Org.	-	-	-	-	-	-	0.0	0.0	0.0
Harassment and Physical Hostilities	-	-	-	-	-	-	-	-	-
Legal and Regulatory Restrictions	-	-	-	-	-	-	-	-	-
 Assoc., Assembly and Civil Society	-	-	-	-	-	-	1.0	1.0	1.0
Freedom of Association	-	-	-	-	-	-	0.0	0.0	0.0
Assembly and Demonstration	-	-	-	-	-	-	0.0	0.0	0.0
Est. & Operate Political Parties	-	-	-	-	-	-	0.0	0.0	0.0
Est. & Operate Professional Organizations	-	-	-	-	-	-	2.5	2.5	2.5
Est. & Operate Edu., Sporting and Cultural	-	-	-	-	-	-	2.5	2.5	2.5
 Expression and Information	-	-	6.1	6.1	6.1	6.1	4.6	4.6	4.6
Press Killed	-	-	10.0	10.0	10.0	10.0	10.0	10.0	10.0
Press Jailed	-	-	10.0	10.0	10.0	10.0	10.0	10.0	10.0
Laws and Reg. That Influence Media	-	-	0.7	0.7	0.7	0.7	0.7	0.7	0.7
Political Pressure, Control Media	-	-	3.8	3.8	3.8	3.8	3.8	3.8	3.8
Access to Cable and Satellite	-	-	-	-	-	-	2.5	2.5	2.5
Freedom of Access to Frgn. Info.	-	-	-	-	-	-	2.5	2.5	2.5
State Control over Internet Access	-	-	-	-	-	-	2.5	2.5	2.5
 Identity and Relationships	-	-	2.5	2.5	2.5	2.5	2.5	1.7	1.7
Legal Gender	-	-	-	-	-	-	-	0.0	0.0
Parental Rights	-	-	0.0	0.0	0.0	0.0	0.0	0.0	0.0
Same-Sex Relationships	-	-	5.0	5.0	5.0	5.0	5.0	5.0	5.0
Divorce	-	-	-	-	-	-	-	-	-

Human Freedom Score over Time



Human Freedom Ranking over Time



BULGARIA

EASTERN EUROPE

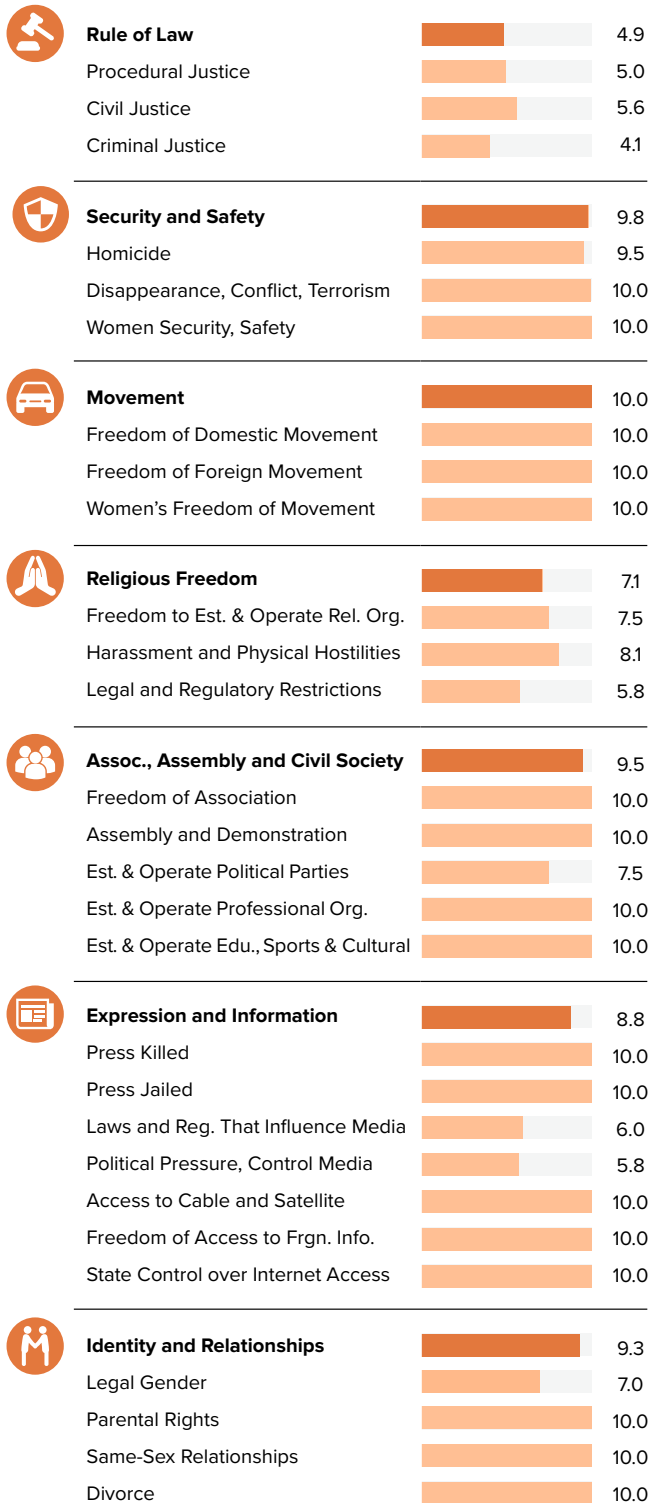
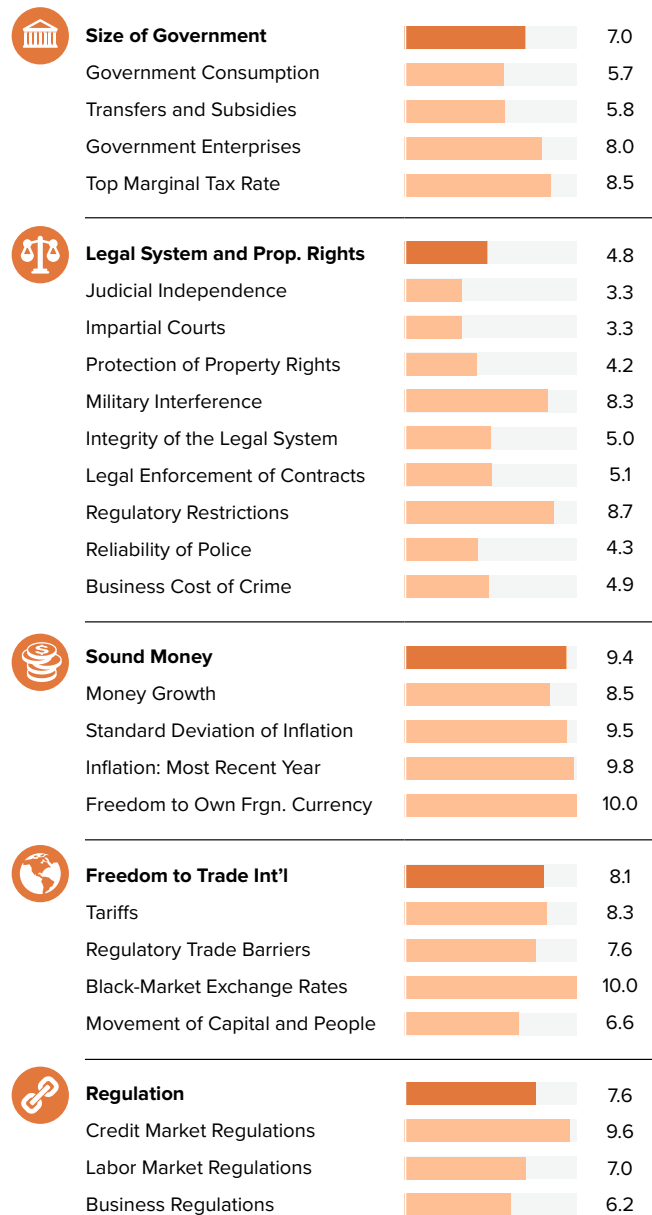
RANKING 41/162










Score 0–10

PERSONAL FREEDOM 8.16

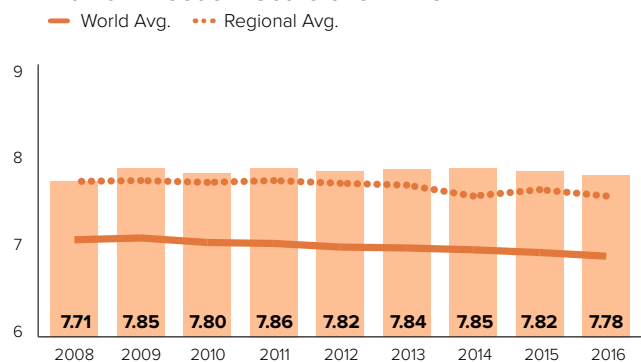
ECONOMIC FREEDOM 7.41

HUMAN FREEDOM 7.78**PERSONAL FREEDOM**Ranking
41/162**ECONOMIC FREEDOM**Ranking
46/162

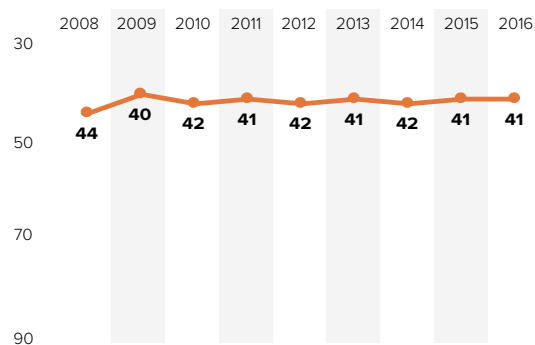
BULGARIA | EASTERN EUROPE

	2008	2009	2010	2011	2012	2013	2014	2015	2016
HUMAN FREEDOM	7.71	7.85	7.80	7.86	7.82	7.84	7.85	7.82	7.78
ECONOMIC FREEDOM	7.17	7.29	7.30	7.37	7.37	7.33	7.37	7.40	7.41
PERSONAL FREEDOM	8.24	8.41	8.30	8.36	8.27	8.35	8.33	8.24	8.16
 Rule of Law	5.3	5.3	5.3	5.3	5.1	5.1	5.3	5.2	4.9
Procedural Justice	6.3	6.3	6.3	6.3	5.9	5.9	6.0	5.8	5.0
Civil Justice	5.7	5.7	5.7	5.7	5.3	5.3	5.4	5.7	5.6
Criminal Justice	3.9	3.9	3.9	3.9	4.1	4.1	4.4	4.1	4.1
 Security and Safety	9.7	9.7	9.7	9.8	9.7	9.8	9.8	9.8	9.8
Homicide	9.1	9.2	9.2	9.3	9.2	9.4	9.4	9.3	9.5
Disappearance, Conflict, Terrorism	10.0	10.0	10.0	10.0	9.8	10.0	10.0	10.0	10.0
Women Security, Safety	10.0	10.0	10.0	10.0	10.0	10.0	10.0	10.0	10.0
 Movement	10.0	10.0	10.0	10.0	10.0	10.0	10.0	10.0	10.0
Freedom of Domestic Movement	10.0	10.0	10.0	10.0	10.0	10.0	10.0	10.0	10.0
Freedom of Foreign Movement	10.0	10.0	10.0	10.0	10.0	10.0	10.0	10.0	10.0
Women's Freedom of Movement	10.0	10.0	10.0	10.0	10.0	10.0	10.0	10.0	10.0
 Religious Freedom	8.0	8.1	8.4	7.5	7.3	7.3	7.2	7.4	7.1
Freedom to Establish Religious Org.	10.0	10.0	10.0	7.5	7.5	7.5	7.5	7.5	7.5
Harassment and Physical Hostilities	8.2	8.2	8.4	8.0	7.9	8.0	8.2	7.6	8.1
Legal and Regulatory Restrictions	5.7	5.9	6.9	6.9	6.5	6.5	5.9	6.9	5.8
 Assoc., Assembly and Civil Society	9.4	9.4	9.4	9.5	9.5	10.0	9.5	9.5	9.5
Freedom of Association	10.0	10.0	10.0	10.0	10.0	10.0	10.0	10.0	10.0
Assembly and Demonstration	10.0	10.0	10.0	10.0	10.0	10.0	10.0	10.0	10.0
Est. & Operate Political Parties	7.1	7.1	7.1	8.8	8.8	8.8	7.5	7.5	7.5
Est. & Operate Professional Organizations	10.0	10.0	10.0	8.8	8.8	8.8	10.0	10.0	10.0
Est. & Operate Edu., Sporting and Cultural	10.0	10.0	10.0	10.0	10.0	10.0	10.0	10.0	10.0
 Expression and Information	7.5	9.0	7.5	8.9	8.9	8.9	8.9	8.9	8.8
Press Killed	0.0	10.0	0.0	10.0	10.0	10.0	10.0	10.0	10.0
Press Jailed	10.0	10.0	10.0	10.0	10.0	10.0	10.0	10.0	10.0
Laws and Reg. That Influence Media	6.3	6.3	6.3	6.3	6.3	6.3	6.3	6.0	6.0
Political Pressure, Control Media	6.5	6.8	6.5	6.3	6.3	6.0	6.3	6.0	5.8
Access to Cable and Satellite	10.0	10.0	10.0	10.0	10.0	10.0	10.0	10.0	10.0
Freedom of Access to Frgn. Info.	10.0	10.0	10.0	10.0	10.0	10.0	10.0	10.0	10.0
State Control over Internet Access	10.0	10.0	10.0	10.0	10.0	10.0	10.0	10.0	10.0
 Identity and Relationships	10.0	10.0	10.0	10.0	10.0	10.0	10.0	9.3	9.3
Legal Gender	-	-	-	-	-	-	-	7.0	7.0
Parental Rights	10.0	10.0	10.0	10.0	10.0	10.0	10.0	10.0	10.0
Same-Sex Relationships	10.0	10.0	10.0	10.0	10.0	10.0	10.0	10.0	10.0
Divorce	-	-	-	-	-	10.0	10.0	10.0	10.0

Human Freedom Score over Time



Human Freedom Ranking over Time



BURKINA FASO

SUB-SAHARAN AFRICA

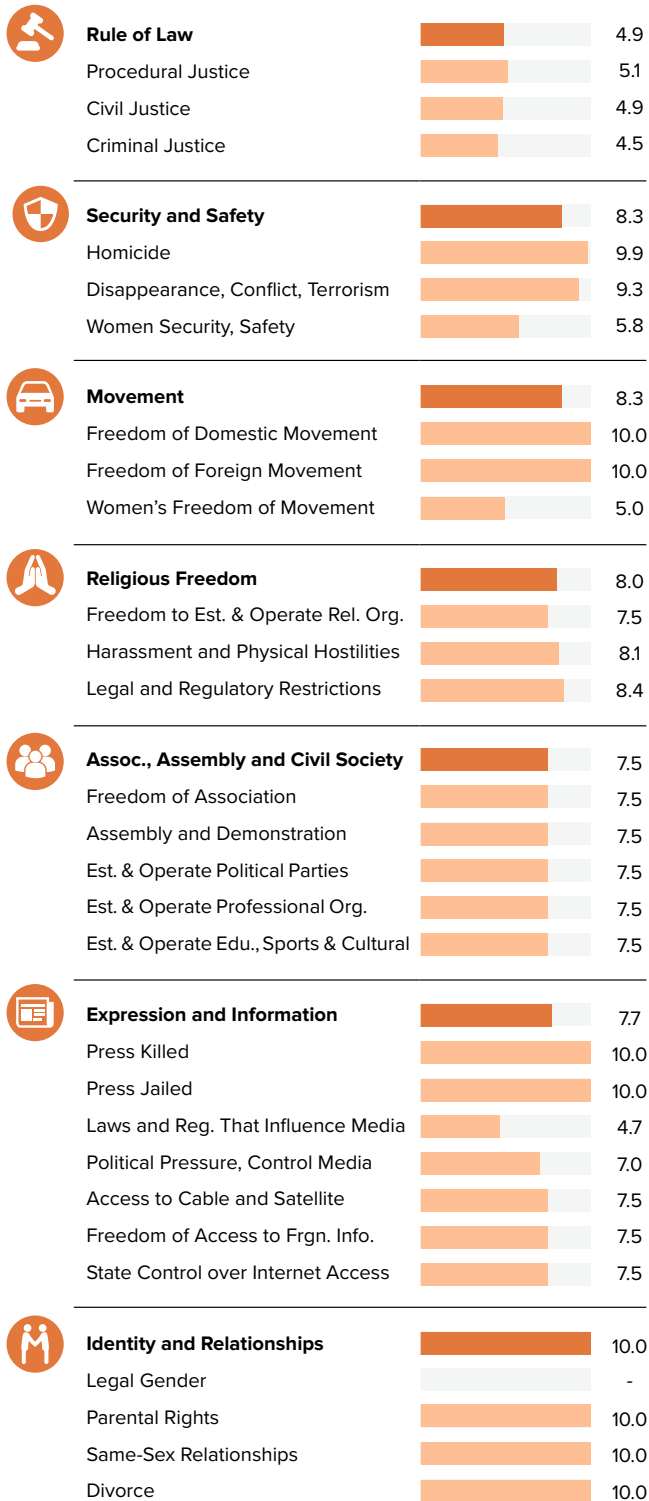
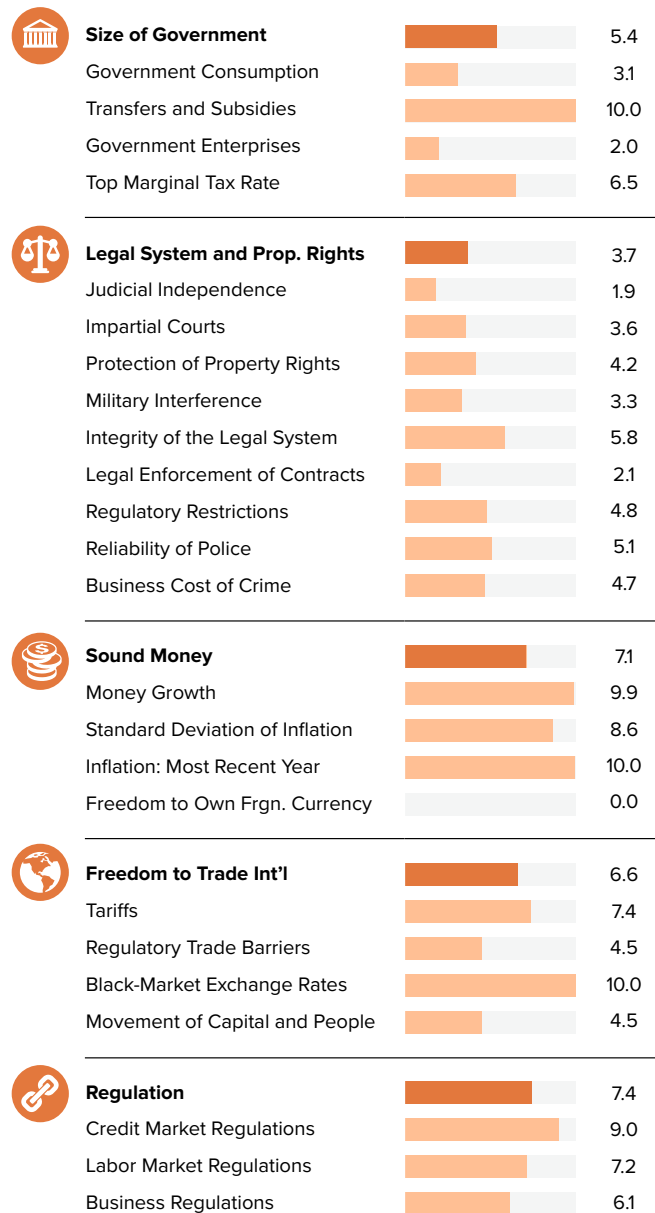
RANKING 88/162










Score 0–10

PERSONAL FREEDOM 7.46

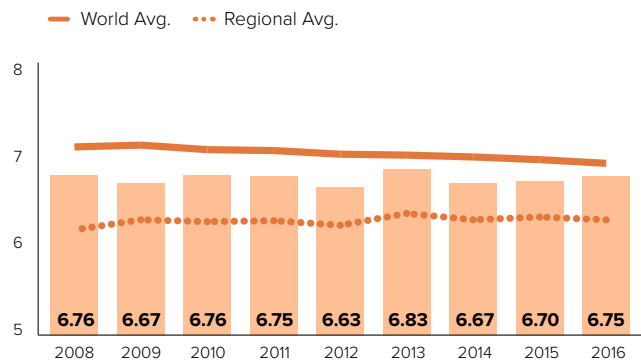
ECONOMIC FREEDOM 6.05

HUMAN FREEDOM 6.75**PERSONAL FREEDOM**Ranking
63/162**ECONOMIC FREEDOM**Ranking
129/162

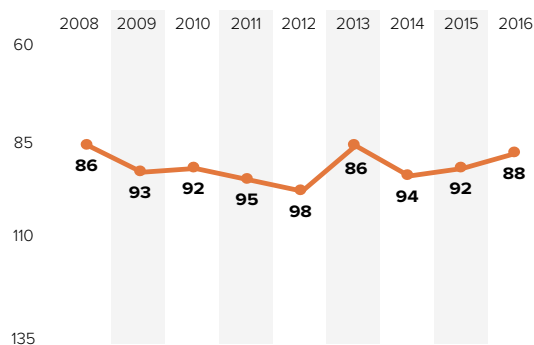
BURKINA FASO | SUB-SAHARAN AFRICA

	2008	2009	2010	2011	2012	2013	2014	2015	2016
HUMAN FREEDOM	6.76	6.67	6.76	6.75	6.63	6.83	6.67	6.70	6.75
ECONOMIC FREEDOM	5.95	5.90	5.93	5.95	5.81	5.96	6.02	6.03	6.05
PERSONAL FREEDOM	7.57	7.43	7.58	7.55	7.44	7.70	7.31	7.37	7.46
 Rule of Law	4.9	4.9	4.9	4.9	4.5	4.5	4.1	4.4	4.9
Procedural Justice	4.2	4.2	4.2	4.2	4.4	4.4	3.9	4.3	5.1
Civil Justice	5.9	5.9	5.9	5.9	5.4	5.4	4.7	4.7	4.9
Criminal Justice	4.5	4.5	4.5	4.5	3.8	3.8	3.6	4.3	4.5
 Security and Safety	8.3	8.4	8.3	7.8	7.8	8.3	8.3	8.4	8.3
Homicide	9.7	9.8	9.8	9.8	9.8	9.7	9.7	9.9	9.9
Disappearance, Conflict, Terrorism	9.5	9.5	9.5	9.5	9.5	9.5	9.5	9.5	9.3
Women Security, Safety	5.8	5.8	5.8	4.2	4.2	5.8	5.8	5.8	5.8
 Movement	10.0	8.3	10.0	8.3	8.3	8.3	8.3	8.3	8.3
Freedom of Domestic Movement	10.0	10.0	10.0	10.0	10.0	10.0	10.0	10.0	10.0
Freedom of Foreign Movement	10.0	5.0	10.0	10.0	10.0	10.0	10.0	10.0	10.0
Women's Freedom of Movement	10.0	10.0	10.0	5.0	5.0	5.0	5.0	5.0	5.0
 Religious Freedom	8.6	8.8	8.7	9.2	9.2	8.7	8.6	8.2	8.0
Freedom to Establish Religious Org.	7.5	7.5	7.5	8.8	8.8	8.8	7.5	7.5	7.5
Harassment and Physical Hostilities	9.1	9.5	9.4	9.4	9.4	8.9	9.2	8.5	8.1
Legal and Regulatory Restrictions	9.3	9.5	9.3	9.5	9.5	8.3	9.3	8.5	8.4
 Assoc., Assembly and Civil Society	7.7	7.7	7.7	8.5	8.5	9.2	7.5	7.5	7.5
Freedom of Association	7.5	7.5	7.5	10.0	10.0	10.0	7.5	7.5	7.5
Assembly and Demonstration	7.5	7.5	7.5	7.5	7.5	7.5	7.5	7.5	7.5
Est. & Operate Political Parties	6.7	6.7	6.7	6.3	6.3	6.3	7.5	7.5	7.5
Est. & Operate Professional Organizations	8.3	8.3	8.3	8.8	8.8	8.8	7.5	7.5	7.5
Est. & Operate Edu., Sporting and Cultural	8.3	8.3	8.3	10.0	10.0	10.0	7.5	7.5	7.5
 Expression and Information	8.8	8.8	8.8	8.8	8.7	8.7	7.6	7.7	7.7
Press Killed	10.0	10.0	10.0	10.0	10.0	10.0	10.0	10.0	10.0
Press Jailed	10.0	10.0	10.0	10.0	9.4	10.0	10.0	10.0	10.0
Laws and Reg. That Influence Media	5.7	5.7	5.7	5.7	5.7	5.3	4.0	4.7	4.7
Political Pressure, Control Media	6.3	6.3	6.3	6.0	6.0	5.8	6.8	7.0	7.0
Access to Cable and Satellite	10.0	10.0	10.0	10.0	10.0	10.0	7.5	7.5	7.5
Freedom of Access to Frgn. Info.	10.0	10.0	10.0	10.0	10.0	10.0	7.5	7.5	7.5
State Control over Internet Access	10.0	10.0	10.0	10.0	10.0	10.0	7.5	7.5	7.5
 Identity and Relationships	7.5	7.5	7.5	8.8	8.8	10.0	10.0	10.0	10.0
Legal Gender	-	-	-	-	-	-	-	-	-
Parental Rights	5.0	5.0	5.0	7.5	7.5	10.0	10.0	10.0	10.0
Same-Sex Relationships	10.0	10.0	10.0	10.0	10.0	10.0	10.0	10.0	10.0
Divorce	-	-	-	-	-	10.0	10.0	10.0	10.0

Human Freedom Score over Time



Human Freedom Ranking over Time



BURUNDI

SUB-SAHARAN AFRICA

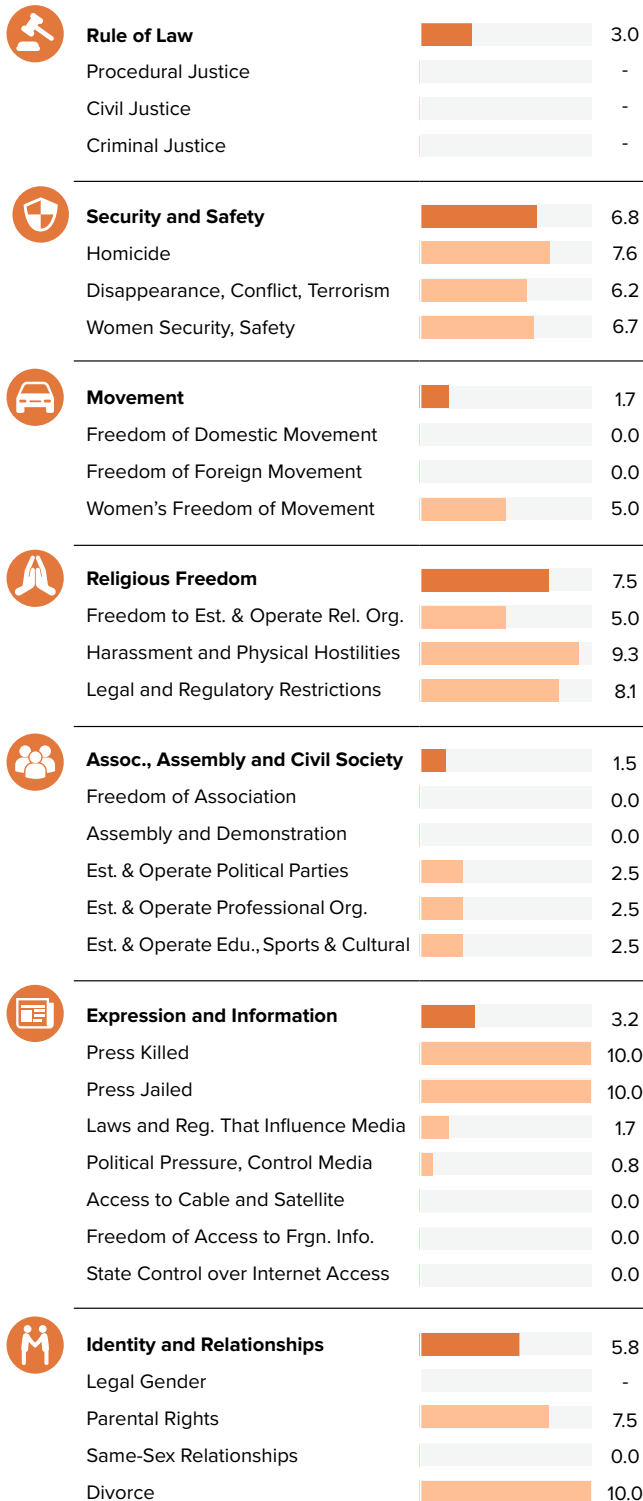
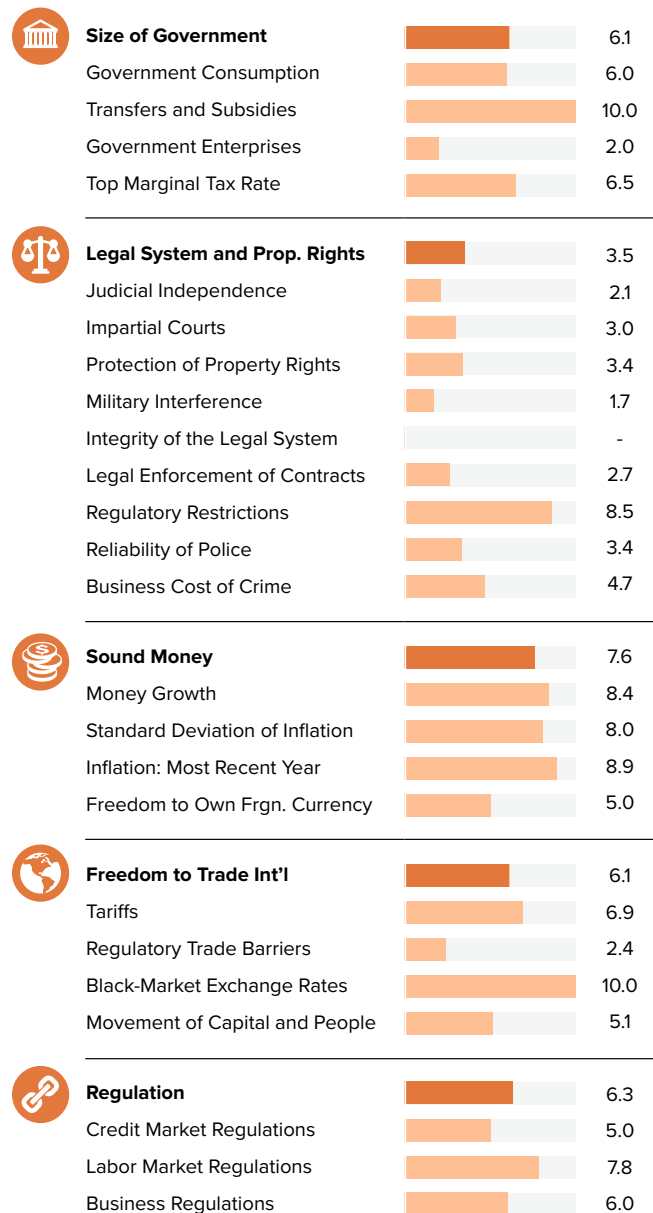
RANKING 154/162










Score 0–10

PERSONAL FREEDOM 4.41

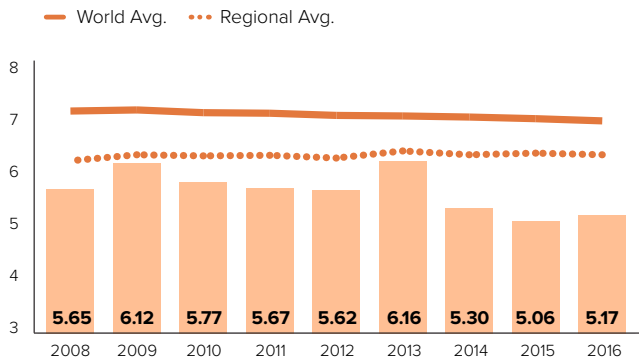
ECONOMIC FREEDOM 5.92

HUMAN FREEDOM 5.17**PERSONAL FREEDOM**Ranking
156/162**ECONOMIC FREEDOM**Ranking
138/162

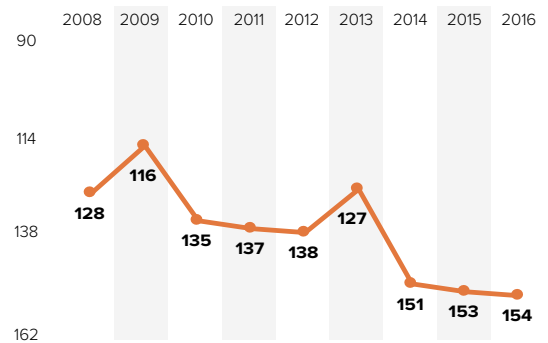
BURUNDI | SUB-SAHARAN AFRICA

	2008	2009	2010	2011	2012	2013	2014	2015	2016
HUMAN FREEDOM	5.65	6.12	5.77	5.67	5.62	6.16	5.30	5.06	5.17
ECONOMIC FREEDOM	5.01	5.43	5.18	5.23	5.22	5.96	5.97	5.87	5.92
PERSONAL FREEDOM	6.28	6.80	6.35	6.11	6.03	6.36	4.64	4.24	4.41
 Rule of Law	3.9	3.9	3.9	3.9	3.6	3.6	3.7	3.4	3.0
Procedural Justice	-	-	-	-	-	-	-	-	-
Civil Justice	-	-	-	-	-	-	-	-	-
Criminal Justice	-	-	-	-	-	-	-	-	-
 Security and Safety	7.4	8.4	8.0	7.7	7.6	7.6	7.2	6.2	6.8
Homicide	8.3	8.2	8.4	8.5	7.9	7.8	7.7	8.2	7.6
Disappearance, Conflict, Terrorism	5.4	8.5	7.1	8.0	8.4	8.4	7.1	3.8	6.2
Women Security, Safety	8.3	8.3	8.3	6.7	6.7	6.7	6.7	6.7	6.7
 Movement	8.3	10.0	8.3	5.0	5.0	5.0	1.7	1.7	1.7
Freedom of Domestic Movement	5.0	10.0	10.0	5.0	5.0	5.0	0.0	0.0	0.0
Freedom of Foreign Movement	10.0	10.0	5.0	5.0	5.0	5.0	0.0	0.0	0.0
Women's Freedom of Movement	10.0	10.0	10.0	5.0	5.0	5.0	5.0	5.0	5.0
 Religious Freedom	8.4	8.6	7.8	8.8	8.8	8.8	6.7	7.3	7.5
Freedom to Establish Religious Org.	-	-	-	10.0	10.0	10.0	5.0	5.0	5.0
Harassment and Physical Hostilities	9.6	9.8	9.0	9.1	9.3	9.4	9.3	9.0	9.3
Legal and Regulatory Restrictions	7.1	7.4	6.6	7.1	7.1	7.1	5.7	7.9	8.1
 Assoc., Assembly and Civil Society	-	-	-	8.5	8.5	8.3	1.5	1.5	1.5
Freedom of Association	-	-	-	7.5	7.5	7.5	0.0	0.0	0.0
Assembly and Demonstration	-	-	-	7.5	7.5	7.5	0.0	0.0	0.0
Est. & Operate Political Parties	-	-	-	7.5	7.5	7.5	2.5	2.5	2.5
Est. & Operate Professional Organizations	-	-	-	10.0	10.0	10.0	2.5	2.5	2.5
Est. & Operate Edu., Sporting and Cultural	-	-	-	10.0	10.0	10.0	2.5	2.5	2.5
 Expression and Information	6.1	6.4	6.0	7.4	7.4	7.5	3.5	1.9	3.2
Press Killed	10.0	10.0	10.0	10.0	10.0	10.0	10.0	0.2	10.0
Press Jailed	8.8	10.0	8.9	8.9	8.9	10.0	10.0	10.0	10.0
Laws and Reg. That Influence Media	3.0	3.0	2.7	2.3	2.3	2.0	2.0	1.7	1.7
Political Pressure, Control Media	2.5	2.5	2.5	3.0	3.0	2.8	2.8	1.8	0.8
Access to Cable and Satellite	-	-	-	7.5	7.5	7.5	0.0	0.0	0.0
Freedom of Access to Frgn. Info.	-	-	-	10.0	10.0	10.0	0.0	0.0	0.0
State Control over Internet Access	-	-	-	10.0	10.0	10.0	0.0	0.0	0.0
 Identity and Relationships	5.0	5.0	5.0	2.5	2.5	5.8	5.8	5.8	5.8
Legal Gender	-	-	-	-	-	-	-	-	-
Parental Rights	10.0	10.0	10.0	5.0	5.0	7.5	7.5	7.5	7.5
Same-Sex Relationships	0.0	0.0	0.0	0.0	0.0	0.0	0.0	0.0	0.0
Divorce	-	-	-	-	-	10.0	10.0	10.0	10.0

Human Freedom Score over Time



Human Freedom Ranking over Time



CAMBODIA

SOUTH ASIA

RANKING 61/162



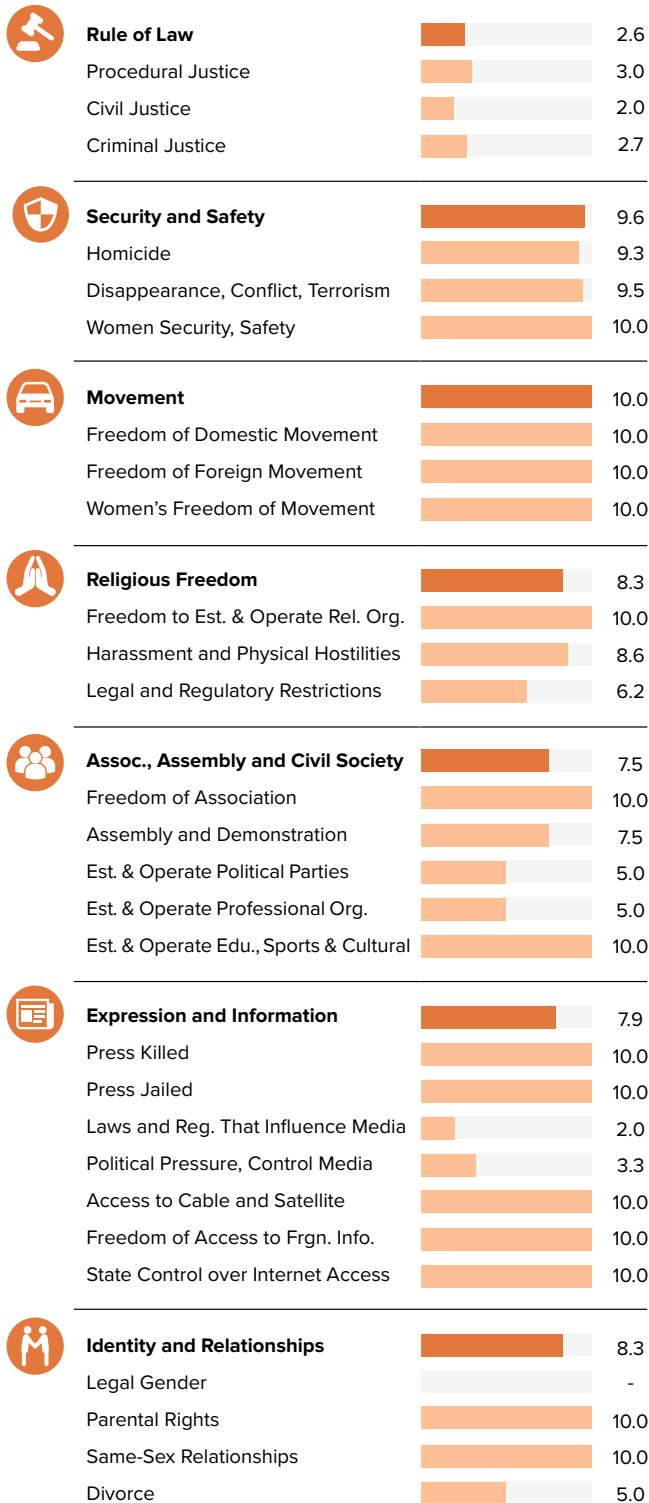
Score 0–10

PERSONAL FREEDOM 7.24

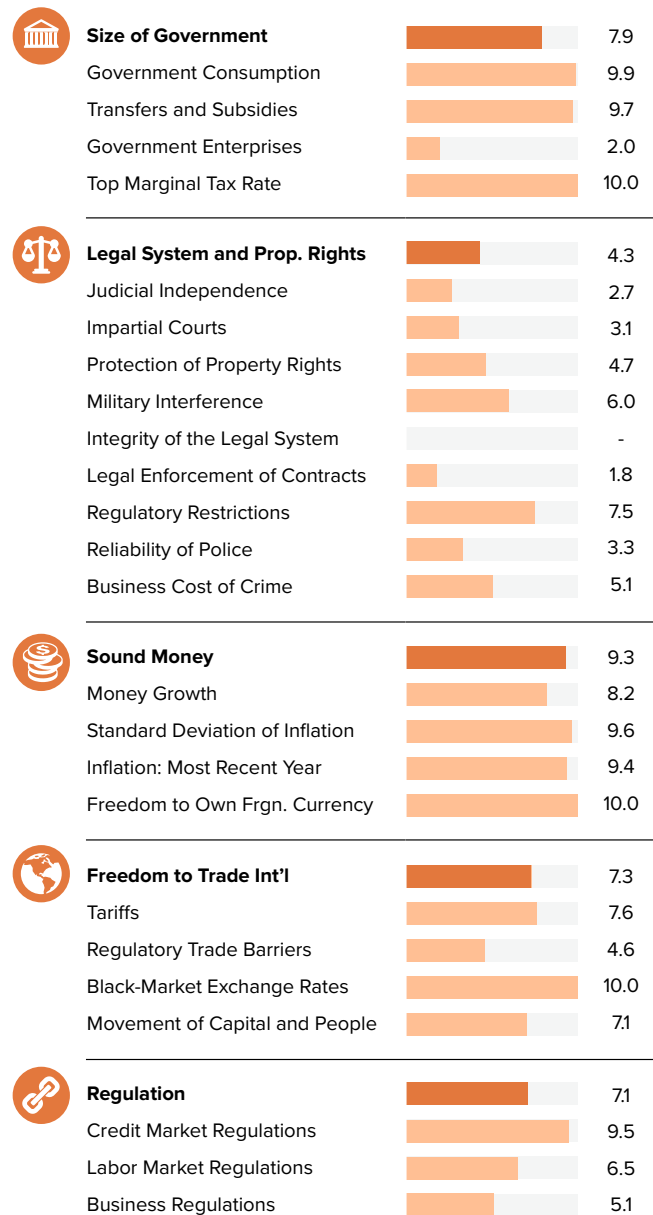
ECONOMIC FREEDOM 7.17

HUMAN FREEDOM 7.20








PERSONAL FREEDOM

Ranking
72/162

ECONOMIC FREEDOM

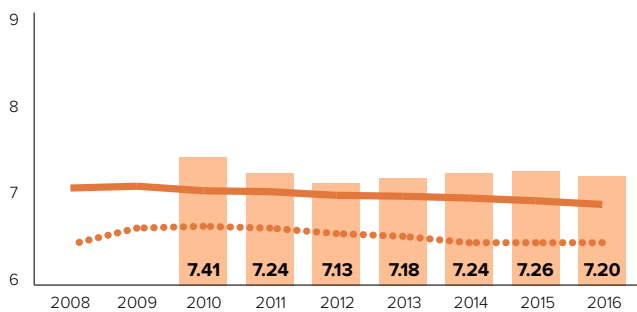
Ranking
64/162

CAMBODIA | SOUTH ASIA

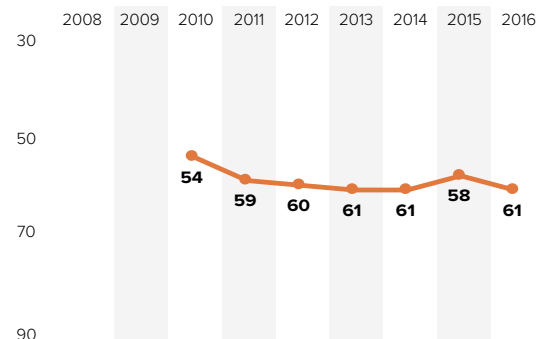
	2008	2009	2010	2011	2012	2013	2014	2015	2016
HUMAN FREEDOM	-	-	7.41	7.24	7.13	7.18	7.24	7.26	7.20
ECONOMIC FREEDOM	-	-	7.08	6.98	6.92	7.17	7.16	7.20	7.17
PERSONAL FREEDOM	-	-	7.75	7.51	7.34	7.19	7.33	7.31	7.24
 Rule of Law	-	-	3.8	3.8	3.4	3.4	3.0	2.7	2.6
Procedural Justice	-	-	3.8	3.8	4.0	4.0	3.3	3.1	3.0
Civil Justice	-	-	3.7	3.7	3.4	3.4	2.9	1.9	2.0
Criminal Justice	-	-	4.0	4.0	2.9	2.9	2.8	3.0	2.7
 Security and Safety	-	-	9.5	9.5	9.6	9.4	9.6	9.6	9.6
Homicide	-	-	9.1	9.3	9.3	9.3	9.3	9.3	9.3
Disappearance, Conflict, Terrorism	-	-	9.5	9.4	9.5	9.0	9.5	9.5	9.5
Women Security, Safety	-	-	10.0	10.0	10.0	10.0	10.0	10.0	10.0
 Movement	-	-	10.0	8.3	8.3	8.3	10.0	10.0	10.0
Freedom of Domestic Movement	-	-	10.0	5.0	5.0	5.0	10.0	10.0	10.0
Freedom of Foreign Movement	-	-	10.0	10.0	10.0	10.0	10.0	10.0	10.0
Women's Freedom of Movement	-	-	10.0	10.0	10.0	10.0	10.0	10.0	10.0
 Religious Freedom	-	-	8.1	8.2	8.6	8.5	9.4	8.7	8.3
Freedom to Establish Religious Org.	-	-	5.4	7.5	7.5	7.5	10.0	10.0	10.0
Harassment and Physical Hostilities	-	-	9.6	9.4	9.4	9.5	8.9	9.2	8.6
Legal and Regulatory Restrictions	-	-	9.2	7.7	8.8	8.3	9.3	7.0	6.2
 Assoc., Assembly and Civil Society	-	-	7.9	7.0	7.0	6.7	7.5	7.5	7.5
Freedom of Association	-	-	7.5	7.5	7.5	7.5	10.0	10.0	10.0
Assembly and Demonstration	-	-	7.5	5.0	5.0	5.0	7.5	7.5	7.5
Est. & Operate Political Parties	-	-	8.8	7.5	7.5	7.5	5.0	5.0	5.0
Est. & Operate Professional Organizations	-	-	7.1	7.5	7.5	7.5	5.0	5.0	5.0
Est. & Operate Edu., Sporting and Cultural	-	-	8.8	7.5	7.5	7.5	10.0	10.0	10.0
 Expression and Information	-	-	8.2	8.2	7.0	8.0	6.5	7.9	7.9
Press Killed	-	-	10.0	10.0	3.2	10.0	0.0	10.0	10.0
Press Jailed	-	-	10.0	10.0	9.3	10.0	10.0	10.0	10.0
Laws and Reg. That Influence Media	-	-	3.0	3.0	2.3	2.3	2.3	2.3	2.0
Political Pressure, Control Media	-	-	4.3	4.3	4.0	4.0	3.3	3.3	3.3
Access to Cable and Satellite	-	-	10.0	10.0	10.0	10.0	10.0	10.0	10.0
Freedom of Access to Frgn. Info.	-	-	10.0	10.0	10.0	10.0	10.0	10.0	10.0
State Control over Internet Access	-	-	10.0	10.0	10.0	10.0	10.0	10.0	10.0
 Identity and Relationships	-	-	10.0	10.0	10.0	8.3	8.3	8.3	8.3
Legal Gender	-	-	-	-	-	-	-	-	-
Parental Rights	-	-	10.0	10.0	10.0	10.0	10.0	10.0	10.0
Same-Sex Relationships	-	-	10.0	10.0	10.0	10.0	10.0	10.0	10.0
Divorce	-	-	-	-	-	5.0	5.0	5.0	5.0

Human Freedom Score over Time

— World Avg. ··· Regional Avg.



Human Freedom Ranking over Time



CAMEROON

SUB-SAHARAN AFRICA

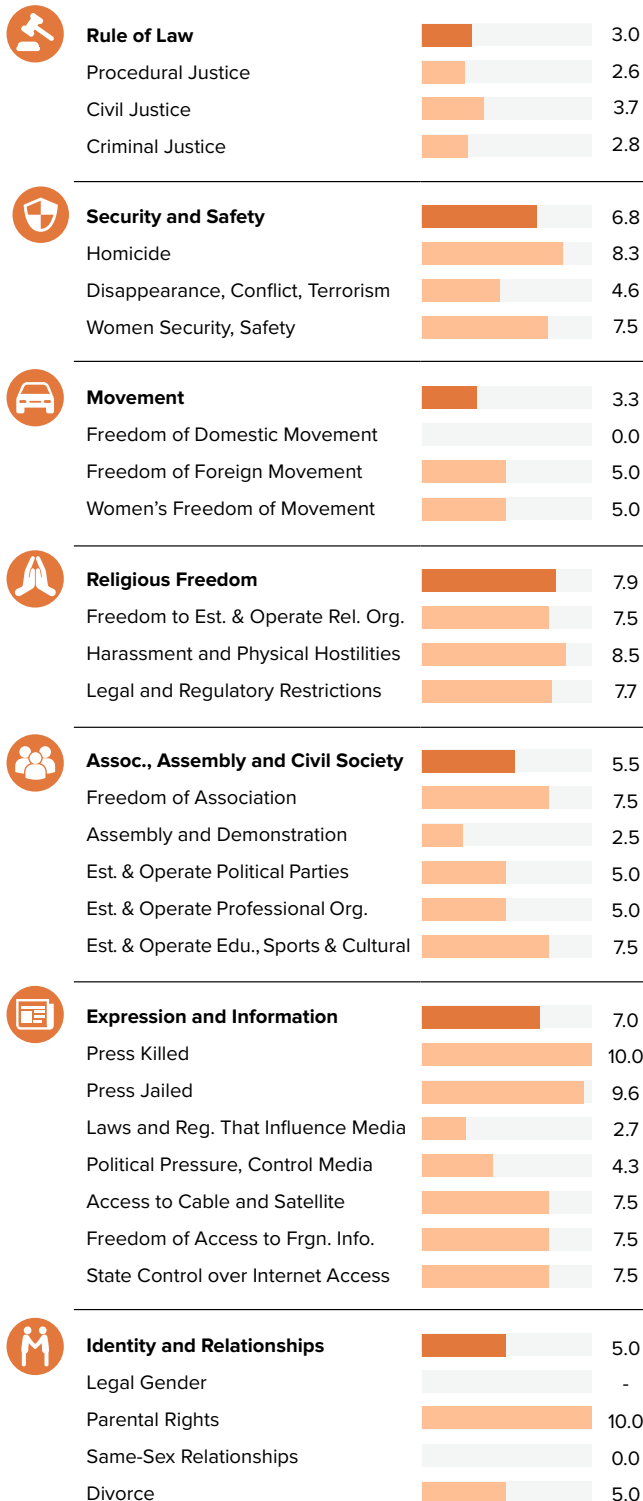
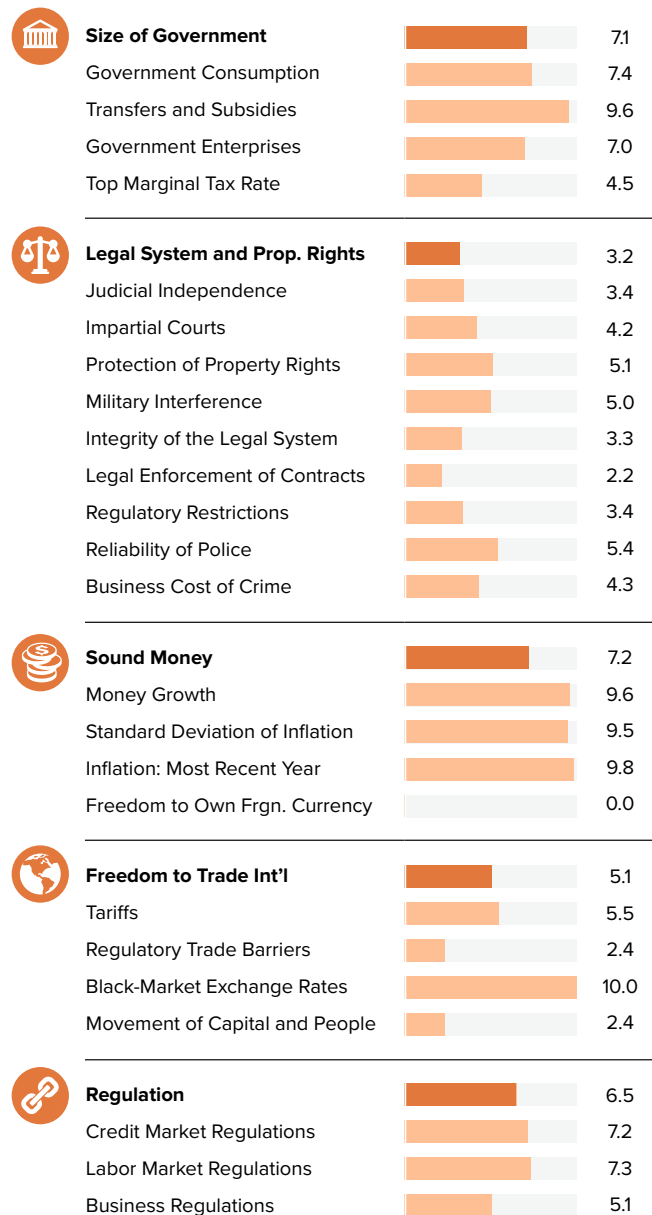
RANKING 144/162










Score 0–10

PERSONAL FREEDOM 5.33

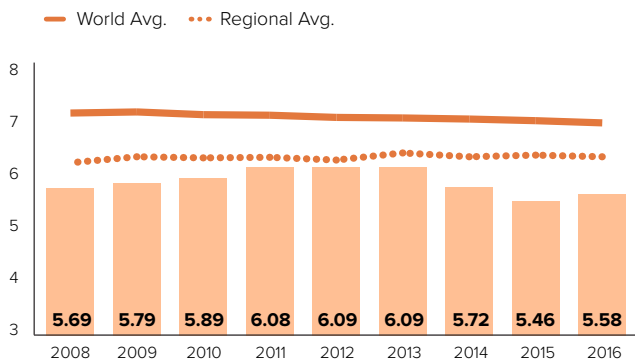
ECONOMIC FREEDOM 5.82

HUMAN FREEDOM 5.58**PERSONAL FREEDOM**Ranking
142/162**ECONOMIC FREEDOM**Ranking
141/162

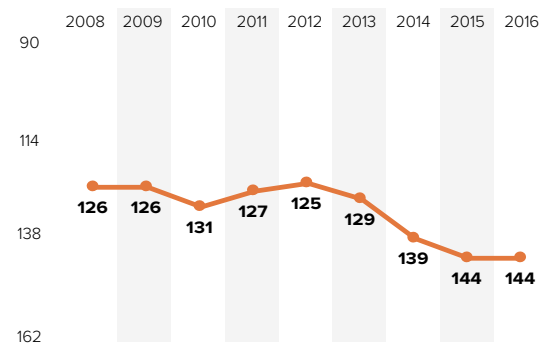
CAMEROON | SUB-SAHARAN AFRICA

	2008	2009	2010	2011	2012	2013	2014	2015	2016
HUMAN FREEDOM	5.69	5.79	5.89	6.08	6.09	6.09	5.72	5.46	5.58
ECONOMIC FREEDOM	5.57	5.85	6.08	6.03	6.05	5.95	5.90	5.79	5.82
PERSONAL FREEDOM	5.80	5.74	5.70	6.13	6.13	6.22	5.54	5.13	5.33
 Rule of Law	3.4	3.4	3.4	3.4	3.4	3.4	3.7	3.1	3.0
Procedural Justice	3.5	3.5	3.5	3.5	3.7	3.7	4.2	2.8	2.6
Civil Justice	3.5	3.5	3.5	3.5	3.4	3.4	3.7	3.5	3.7
Criminal Justice	3.2	3.2	3.2	3.2	3.1	3.1	3.2	3.0	2.8
 Security and Safety	8.3	8.0	8.2	8.6	8.5	8.3	6.8	5.8	6.8
Homicide	8.4	7.4	8.0	8.4	8.3	8.3	8.3	8.3	8.3
Disappearance, Conflict, Terrorism	9.0	9.0	9.0	9.0	9.0	9.0	4.5	1.7	4.6
Women Security, Safety	7.7	7.7	7.7	8.3	8.3	7.5	7.5	7.5	7.5
 Movement	1.7	1.7	1.7	3.3	3.3	3.3	3.3	3.3	3.3
Freedom of Domestic Movement	0.0	0.0	0.0	5.0	5.0	5.0	0.0	0.0	0.0
Freedom of Foreign Movement	0.0	0.0	0.0	0.0	0.0	0.0	5.0	5.0	5.0
Women's Freedom of Movement	5.0	5.0	5.0	5.0	5.0	5.0	5.0	5.0	5.0
 Religious Freedom	8.7	8.8	8.6	8.9	8.8	9.0	8.6	8.1	7.9
Freedom to Establish Religious Org.	8.8	8.8	8.8	8.8	8.8	8.8	7.5	7.5	7.5
Harassment and Physical Hostilities	8.9	9.2	8.9	9.2	9.2	9.3	9.2	8.5	8.5
Legal and Regulatory Restrictions	8.3	8.3	8.0	8.6	8.6	9.0	9.0	8.3	7.7
 Assoc., Assembly and Civil Society	7.8	7.8	7.8	7.8	7.8	7.9	5.5	5.5	5.5
Freedom of Association	7.5	7.5	7.5	7.5	7.5	7.5	7.5	7.5	7.5
Assembly and Demonstration	7.5	7.5	7.5	7.5	7.5	7.5	2.5	2.5	2.5
Est. & Operate Political Parties	7.1	7.1	7.1	8.8	8.8	8.8	5.0	5.0	5.0
Est. & Operate Professional Organizations	8.8	8.8	8.8	6.3	6.3	6.3	5.0	5.0	5.0
Est. & Operate Edu., Sporting and Cultural	8.3	8.3	8.3	8.8	8.8	8.8	7.5	7.5	7.5
 Expression and Information	8.0	8.1	7.4	7.7	7.8	7.8	6.9	7.0	7.0
Press Killed	10.0	10.0	5.0	10.0	10.0	10.0	10.0	10.0	10.0
Press Jailed	8.9	9.5	10.0	10.0	10.0	10.0	9.1	9.6	9.6
Laws and Reg. That Influence Media	3.3	3.0	3.0	3.0	3.0	2.7	2.7	2.7	2.7
Political Pressure, Control Media	4.0	4.0	3.8	3.5	4.0	4.3	4.3	4.5	4.3
Access to Cable and Satellite	10.0	10.0	10.0	10.0	10.0	10.0	7.5	7.5	7.5
Freedom of Access to Frgn. Info.	10.0	10.0	10.0	7.5	7.5	7.5	7.5	7.5	7.5
State Control over Internet Access	10.0	10.0	10.0	10.0	10.0	10.0	7.5	7.5	7.5
 Identity and Relationships	2.5	2.5	2.5	3.8	3.8	5.0	5.0	5.0	5.0
Legal Gender	-	-	-	-	-	-	-	-	-
Parental Rights	5.0	5.0	5.0	7.5	7.5	10.0	10.0	10.0	10.0
Same-Sex Relationships	0.0	0.0	0.0	0.0	0.0	0.0	0.0	0.0	0.0
Divorce	-	-	-	-	-	5.0	5.0	5.0	5.0

Human Freedom Score over Time



Human Freedom Ranking over Time



CANADA

NORTH AMERICA

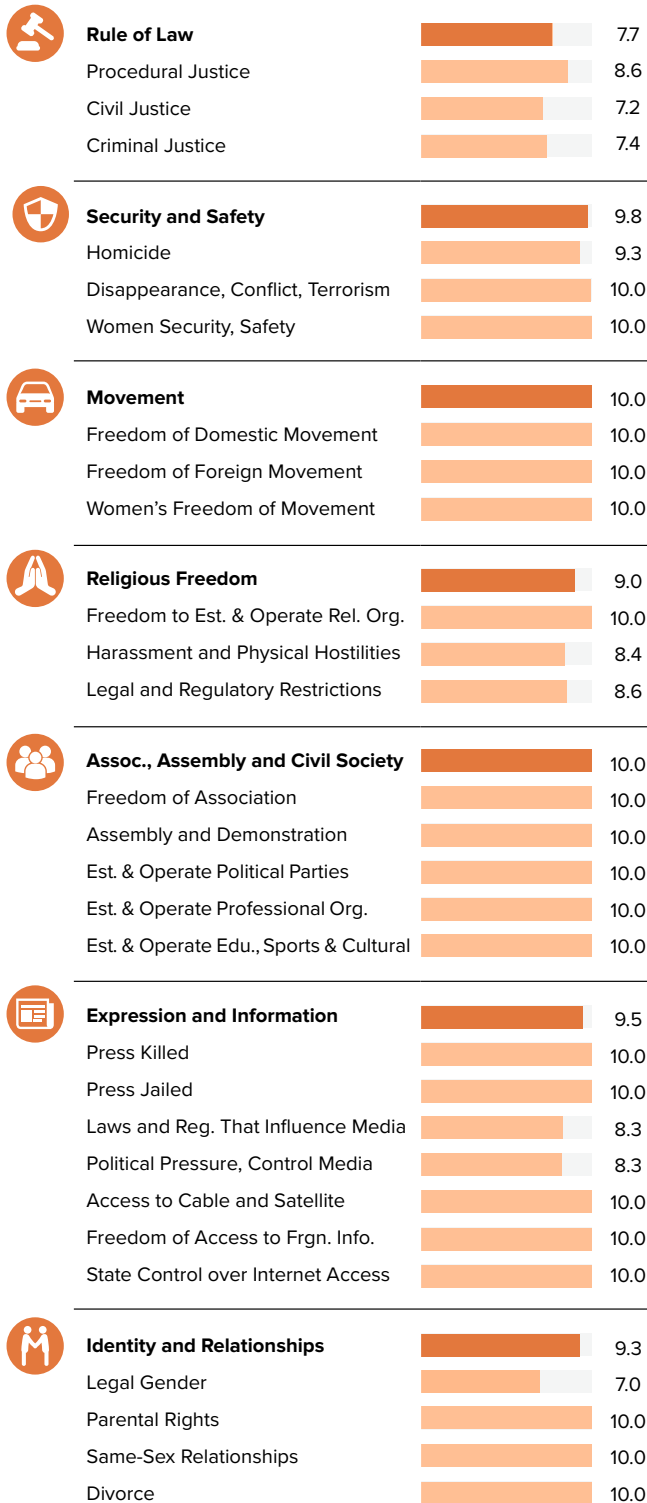
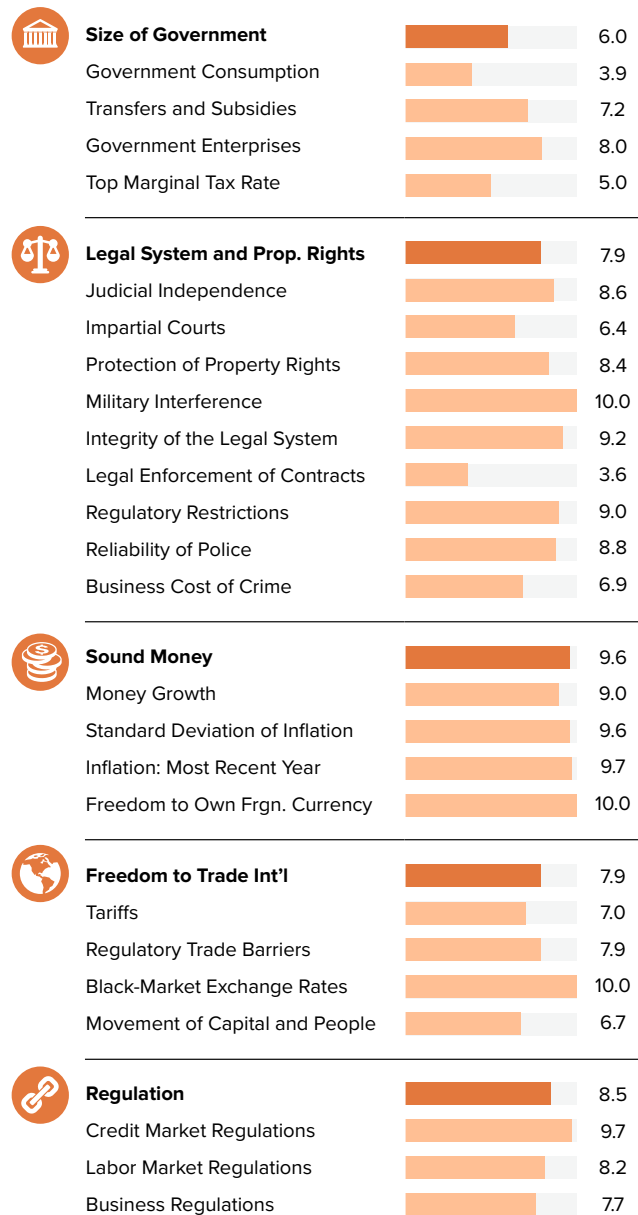
RANKING 5/162










Score 0–10

PERSONAL FREEDOM 9.15

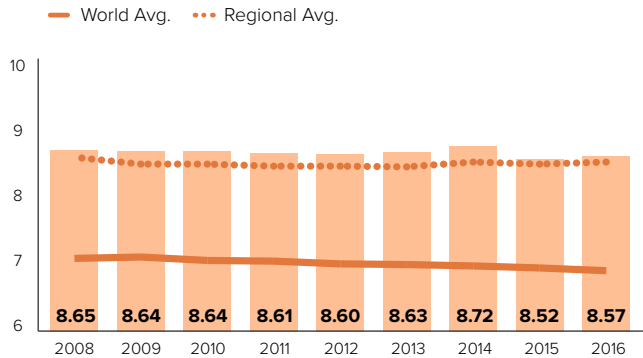
ECONOMIC FREEDOM 7.98

HUMAN FREEDOM 8.57**PERSONAL FREEDOM**Ranking
12/162**ECONOMIC FREEDOM**Ranking
10/162

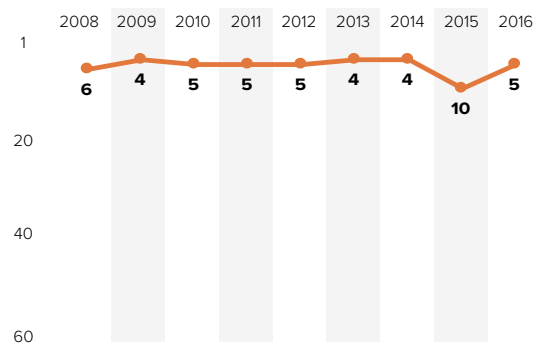
CANADA | NORTH AMERICA

	2008	2009	2010	2011	2012	2013	2014	2015	2016
HUMAN FREEDOM	8.65	8.64	8.64	8.61	8.60	8.63	8.72	8.52	8.57
ECONOMIC FREEDOM	8.04	8.01	8.01	7.95	7.99	8.03	8.22	7.91	7.98
PERSONAL FREEDOM	9.27	9.27	9.27	9.27	9.21	9.23	9.22	9.13	9.15
 Rule of Law	7.7	7.7	7.7	7.7	7.4	7.4	7.4	7.7	7.7
Procedural Justice	8.3	8.3	8.3	8.3	7.9	7.9	8.0	8.5	8.6
Civil Justice	7.2	7.2	7.2	7.2	7.3	7.3	7.0	7.2	7.2
Criminal Justice	7.5	7.5	7.5	7.5	7.2	7.2	7.2	7.4	7.4
 Security and Safety	9.7	9.7	9.7	9.7	9.7	9.8	9.8	9.8	9.8
Homicide	9.3	9.3	9.3	9.3	9.4	9.4	9.4	9.3	9.3
Disappearance, Conflict, Terrorism	10.0	10.0	10.0	10.0	10.0	10.0	10.0	10.0	10.0
Women Security, Safety	9.8	9.8	9.8	9.8	9.8	10.0	10.0	10.0	10.0
 Movement	10.0	10.0	10.0	10.0	10.0	10.0	10.0	10.0	10.0
Freedom of Domestic Movement	10.0	10.0	10.0	10.0	10.0	10.0	10.0	10.0	10.0
Freedom of Foreign Movement	10.0	10.0	10.0	10.0	10.0	10.0	10.0	10.0	10.0
Women's Freedom of Movement	10.0	10.0	10.0	10.0	10.0	10.0	10.0	10.0	10.0
 Religious Freedom	9.7	9.7	9.7	9.7	9.7	9.7	9.6	8.9	9.0
Freedom to Establish Religious Org.	10.0	10.0	10.0	10.0	10.0	10.0	10.0	10.0	10.0
Harassment and Physical Hostilities	9.8	9.8	9.7	9.7	9.8	9.7	9.7	8.4	8.4
Legal and Regulatory Restrictions	9.3	9.3	9.3	9.3	9.3	9.3	9.0	8.1	8.6
 Assoc., Assembly and Civil Society	10.0	10.0	10.0	10.0	10.0	10.0	10.0	10.0	10.0
Freedom of Association	10.0	10.0	10.0	10.0	10.0	10.0	10.0	10.0	10.0
Assembly and Demonstration	10.0	10.0	10.0	10.0	10.0	10.0	10.0	10.0	10.0
Est. & Operate Political Parties	10.0	10.0	10.0	10.0	10.0	10.0	10.0	10.0	10.0
Est. & Operate Professional Organizations	10.0	10.0	10.0	10.0	10.0	10.0	10.0	10.0	10.0
Est. & Operate Edu., Sporting and Cultural	10.0	10.0	10.0	10.0	10.0	10.0	10.0	10.0	10.0
 Expression and Information	9.5	9.5	9.5	9.5	9.4	9.5	9.5	9.5	9.5
Press Killed	10.0	10.0	10.0	10.0	10.0	10.0	10.0	10.0	10.0
Press Jailed	10.0	10.0	10.0	10.0	10.0	10.0	10.0	10.0	10.0
Laws and Reg. That Influence Media	8.3	8.3	8.3	8.3	8.3	8.3	8.3	8.3	8.3
Political Pressure, Control Media	8.0	8.0	8.0	8.0	7.8	8.0	8.3	8.3	8.3
Access to Cable and Satellite	10.0	10.0	10.0	10.0	10.0	10.0	10.0	10.0	10.0
Freedom of Access to Frgn. Info.	10.0	10.0	10.0	10.0	10.0	10.0	10.0	10.0	10.0
State Control over Internet Access	10.0	10.0	10.0	10.0	10.0	10.0	10.0	10.0	10.0
 Identity and Relationships	10.0	10.0	10.0	10.0	10.0	10.0	10.0	9.3	9.3
Legal Gender	-	-	-	-	-	-	-	7.0	7.0
Parental Rights	10.0	10.0	10.0	10.0	10.0	10.0	10.0	10.0	10.0
Same-Sex Relationships	10.0	10.0	10.0	10.0	10.0	10.0	10.0	10.0	10.0
Divorce	-	-	-	-	-	10.0	10.0	10.0	10.0

Human Freedom Score over Time



Human Freedom Ranking over Time



CAPE VERDE

SUB-SAHARAN AFRICA

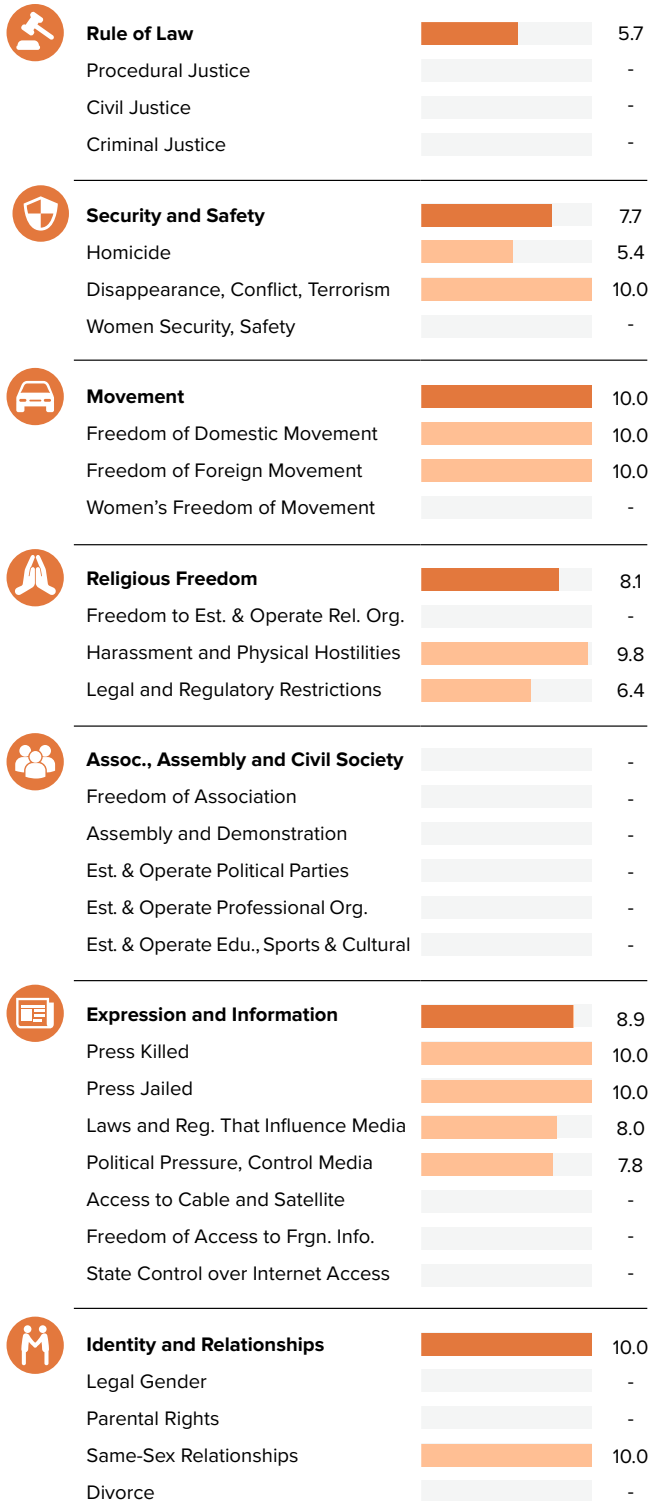
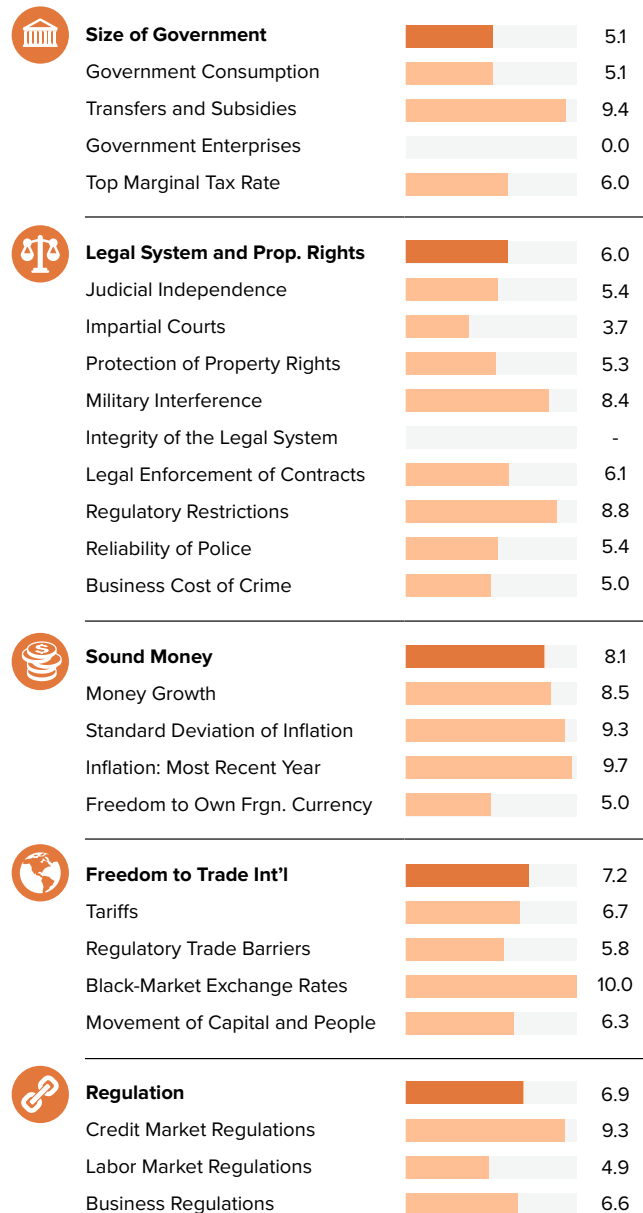
RANKING 53/162







Score 0–10

PERSONAL FREEDOM 7.99

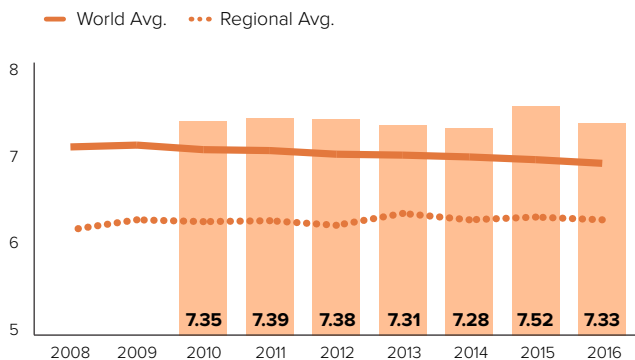
ECONOMIC FREEDOM 6.68

HUMAN FREEDOM 7.33**PERSONAL FREEDOM**Ranking
44/162**ECONOMIC FREEDOM**Ranking
93/162

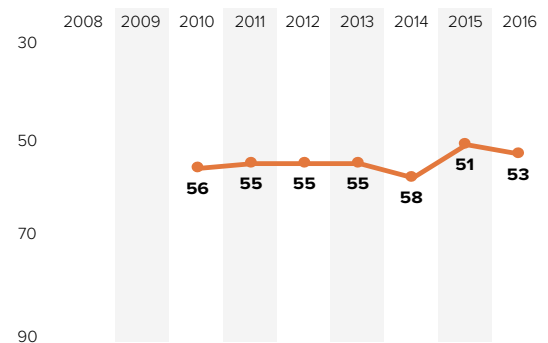
CAPE VERDE | SUB-SAHARAN AFRICA

	2008	2009	2010	2011	2012	2013	2014	2015	2016
HUMAN FREEDOM	-	-	7.35	7.39	7.38	7.31	7.28	7.52	7.33
ECONOMIC FREEDOM	-	-	6.38	6.53	6.56	6.62	6.56	6.67	6.68
PERSONAL FREEDOM	-	-	8.31	8.25	8.20	8.01	8.01	8.36	7.99
 Rule of Law	-	-	6.1	6.1	5.9	5.9	6.0	6.1	5.7
Procedural Justice	-	-	-	-	-	-	-	-	-
Civil Justice	-	-	-	-	-	-	-	-	-
Criminal Justice	-	-	-	-	-	-	-	-	-
 Security and Safety	-	-	9.0	8.6	8.5	7.9	7.5	8.3	7.7
Homicide	-	-	6.9	5.8	5.6	5.8	5.1	6.5	5.4
Disappearance, Conflict, Terrorism	-	-	10.0	10.0	10.0	10.0	10.0	10.0	10.0
Women Security, Safety	-	-	10.0	10.0	10.0	-	-	-	-
 Movement	-	-	10.0	10.0	10.0	10.0	10.0	10.0	10.0
Freedom of Domestic Movement	-	-	10.0	10.0	10.0	10.0	10.0	10.0	10.0
Freedom of Foreign Movement	-	-	10.0	10.0	10.0	10.0	10.0	10.0	10.0
Women's Freedom of Movement	-	-	10.0	10.0	10.0	-	-	-	-
 Religious Freedom	-	-	7.5	7.7	7.7	7.4	8.0	9.2	8.1
Freedom to Establish Religious Org.	-	-	-	-	-	-	-	-	-
Harassment and Physical Hostilities	-	-	7.8	7.9	7.7	7.1	7.6	9.2	9.8
Legal and Regulatory Restrictions	-	-	7.2	7.5	7.6	7.7	8.5	9.1	6.4
 Assoc., Assembly and Civil Society	-	-	-	-	-	-	-	-	-
Freedom of Association	-	-	-	-	-	-	-	-	-
Assembly and Demonstration	-	-	-	-	-	-	-	-	-
Est. & Operate Political Parties	-	-	-	-	-	-	-	-	-
Est. & Operate Professional Organizations	-	-	-	-	-	-	-	-	-
Est. & Operate Edu., Sporting and Cultural	-	-	-	-	-	-	-	-	-
 Expression and Information	-	-	8.9	8.9	8.9	8.9	8.9	8.9	8.9
Press Killed	-	-	10.0	10.0	10.0	10.0	10.0	10.0	10.0
Press Jailed	-	-	10.0	10.0	10.0	10.0	10.0	10.0	10.0
Laws and Reg. That Influence Media	-	-	8.0	8.0	8.0	8.0	8.0	8.0	8.0
Political Pressure, Control Media	-	-	7.8	7.8	7.8	7.8	7.8	7.8	7.8
Access to Cable and Satellite	-	-	-	-	-	-	-	-	-
Freedom of Access to Frgn. Info.	-	-	-	-	-	-	-	-	-
State Control over Internet Access	-	-	-	-	-	-	-	-	-
 Identity and Relationships	-	-	10.0	10.0	10.0	10.0	10.0	10.0	10.0
Legal Gender	-	-	-	-	-	-	-	-	-
Parental Rights	-	-	-	-	-	-	-	-	-
Same-Sex Relationships	-	-	10.0	10.0	10.0	10.0	10.0	10.0	10.0
Divorce	-	-	-	-	-	-	-	-	-

Human Freedom Score over Time



Human Freedom Ranking over Time



CENTRAL AFR. REP.

SUB-SAHARAN AFRICA

RANKING 152/162



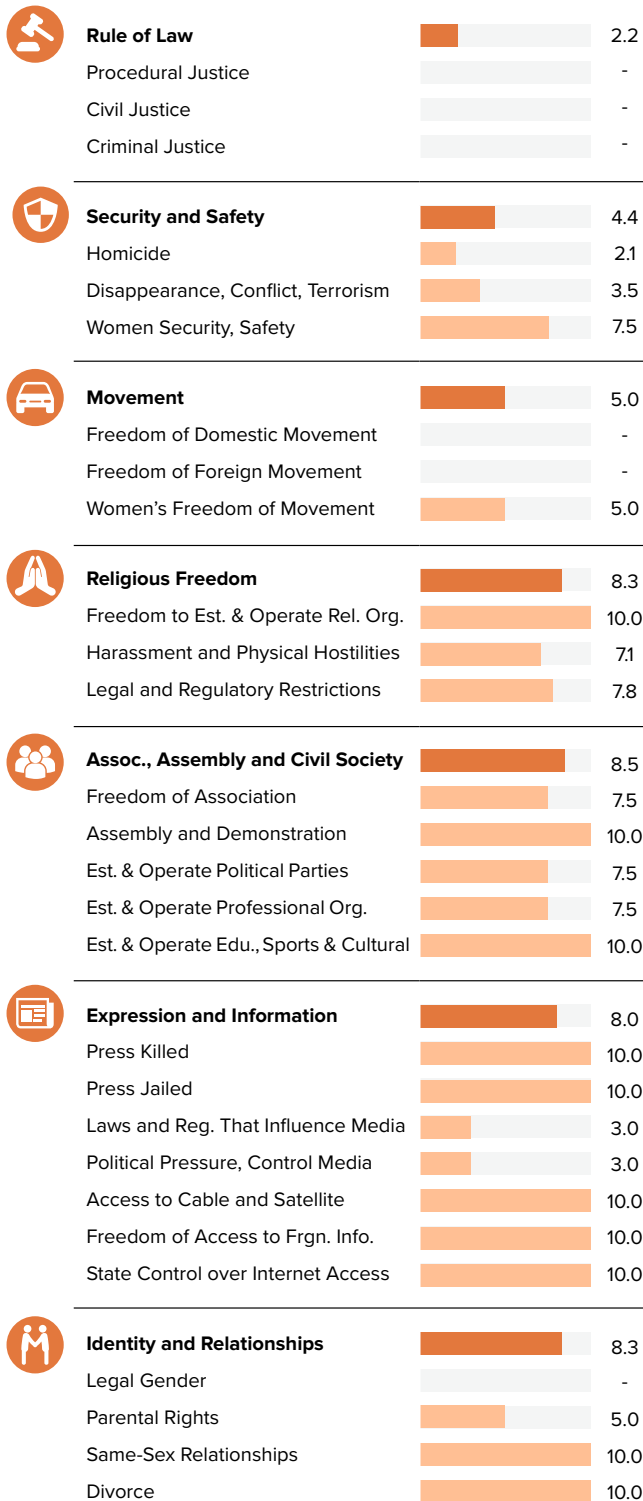
Score 0–10

PERSONAL FREEDOM 5.47
ECONOMIC FREEDOM 5.11

HUMAN FREEDOM 5.29

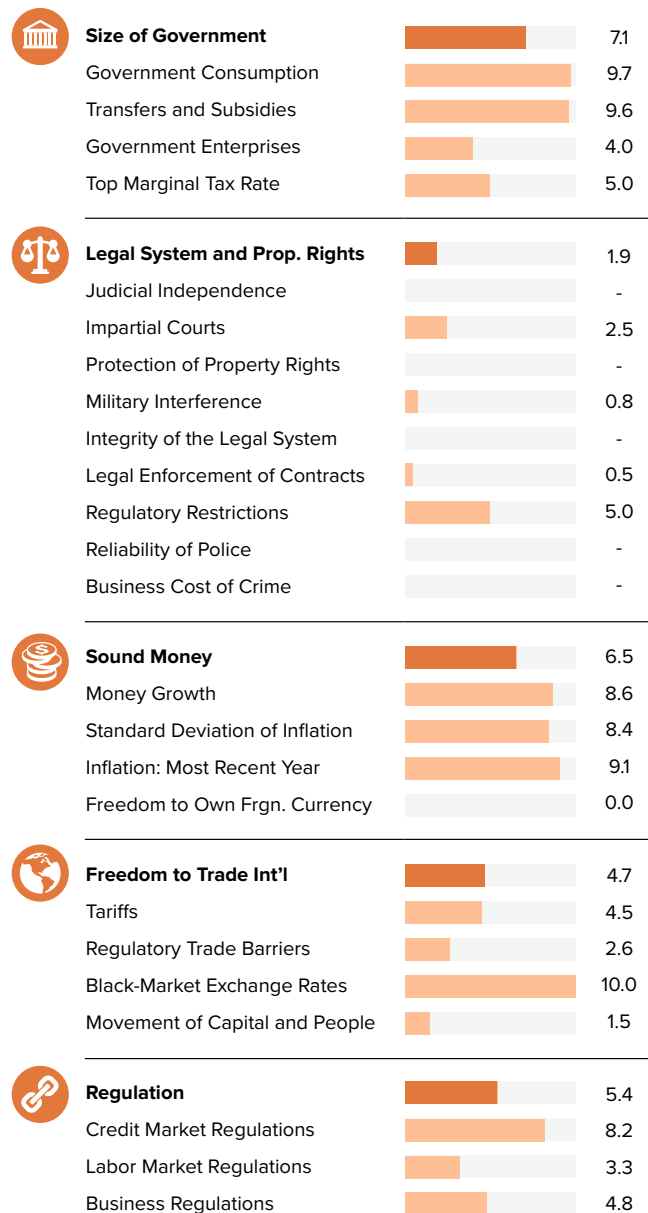
PERSONAL FREEDOM

Ranking
138/162










ECONOMIC FREEDOM

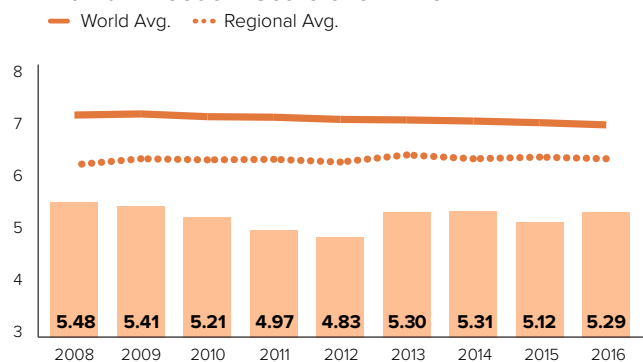
Ranking
156/162



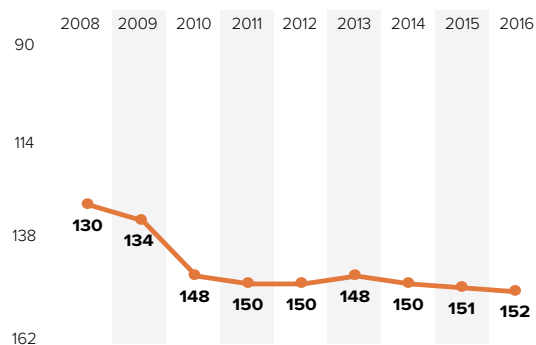
CENTRAL AFR. REP. | SUB-SAHARAN AFRICA

	2008	2009	2010	2011	2012	2013	2014	2015	2016
HUMAN FREEDOM	5.48	5.41	5.21	4.97	4.83	5.30	5.31	5.12	5.29
ECONOMIC FREEDOM	5.18	5.20	5.04	5.06	4.93	5.71	5.16	4.63	5.11
PERSONAL FREEDOM	5.78	5.61	5.39	4.88	4.73	4.89	5.45	5.62	5.47
 Rule of Law	3.7	3.7	3.7	3.7	3.1	3.1	2.5	2.5	2.2
Procedural Justice	-	-	-	-	-	-	-	-	-
Civil Justice	-	-	-	-	-	-	-	-	-
Criminal Justice	-	-	-	-	-	-	-	-	-
 Security and Safety	6.2	5.5	4.9	5.6	5.5	4.4	4.2	4.6	4.4
Homicide	2.1	2.1	2.1	2.1	2.1	2.1	2.1	2.1	2.1
Disappearance, Conflict, Terrorism	9.5	7.4	5.7	7.3	7.0	3.6	3.0	4.2	3.5
Women Security, Safety	7.0	7.0	7.0	7.5	7.5	7.5	7.5	7.5	7.5
 Movement	5.0	5.0	5.0	1.7	1.7	3.3	5.0	5.0	5.0
Freedom of Domestic Movement	0.0	5.0	0.0	5.0	5.0	5.0	-	-	-
Freedom of Foreign Movement	5.0	0.0	5.0	0.0	0.0	0.0	-	-	-
Women's Freedom of Movement	10.0	10.0	10.0	0.0	0.0	5.0	5.0	5.0	5.0
 Religious Freedom	8.4	8.4	7.6	7.3	7.7	7.9	9.5	8.7	8.3
Freedom to Establish Religious Org.	8.8	8.8	8.8	7.5	7.5	7.5	10.0	10.0	10.0
Harassment and Physical Hostilities	9.0	9.7	8.4	8.6	8.9	8.8	9.6	7.6	7.1
Legal and Regulatory Restrictions	7.5	6.7	5.6	5.7	6.7	7.5	8.8	8.4	7.8
 Assoc., Assembly and Civil Society	6.8	6.8	6.8	5.8	5.8	5.4	8.5	8.5	8.5
Freedom of Association	7.5	7.5	7.5	7.5	7.5	7.5	7.5	7.5	7.5
Assembly and Demonstration	7.5	7.5	7.5	2.5	2.5	2.5	10.0	10.0	10.0
Est. & Operate Political Parties	5.4	5.4	5.4	5.0	5.0	5.0	7.5	7.5	7.5
Est. & Operate Professional Organizations	8.8	8.8	8.8	7.5	7.5	7.5	7.5	7.5	7.5
Est. & Operate Edu., Sporting and Cultural	5.0	5.0	5.0	6.3	6.3	6.3	10.0	10.0	10.0
 Expression and Information	7.8	7.8	7.8	5.7	5.7	5.2	6.5	8.0	8.0
Press Killed	10.0	10.0	10.0	10.0	10.0	10.0	0.0	10.0	10.0
Press Jailed	10.0	10.0	10.0	10.0	10.0	10.0	10.0	10.0	10.0
Laws and Reg. That Influence Media	3.7	3.7	3.7	3.3	3.3	2.0	3.0	3.0	3.0
Political Pressure, Control Media	4.3	4.3	4.3	4.3	4.3	2.0	2.8	3.0	3.0
Access to Cable and Satellite	10.0	10.0	10.0	5.0	5.0	5.0	10.0	10.0	10.0
Freedom of Access to Frgn. Info.	6.7	6.7	6.7	2.5	2.5	2.5	10.0	10.0	10.0
State Control over Internet Access	10.0	10.0	10.0	5.0	5.0	5.0	10.0	10.0	10.0
 Identity and Relationships	5.0	5.0	5.0	5.0	5.0	8.3	8.3	8.3	8.3
Legal Gender	-	-	-	-	-	-	-	-	-
Parental Rights	0.0	0.0	0.0	0.0	0.0	5.0	5.0	5.0	5.0
Same-Sex Relationships	10.0	10.0	10.0	10.0	10.0	10.0	10.0	10.0	10.0
Divorce	-	-	-	-	-	10.0	10.0	10.0	10.0

Human Freedom Score over Time



Human Freedom Ranking over Time



CHAD

SUB-SAHARAN AFRICA

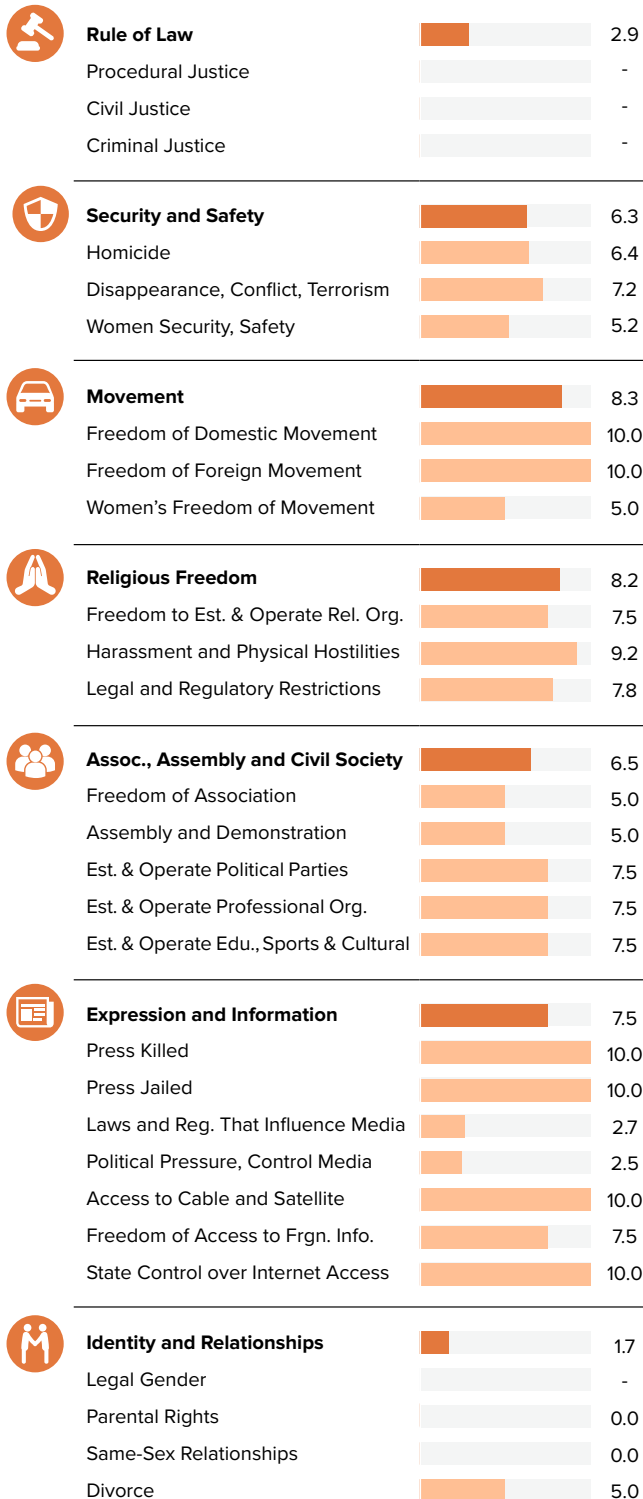
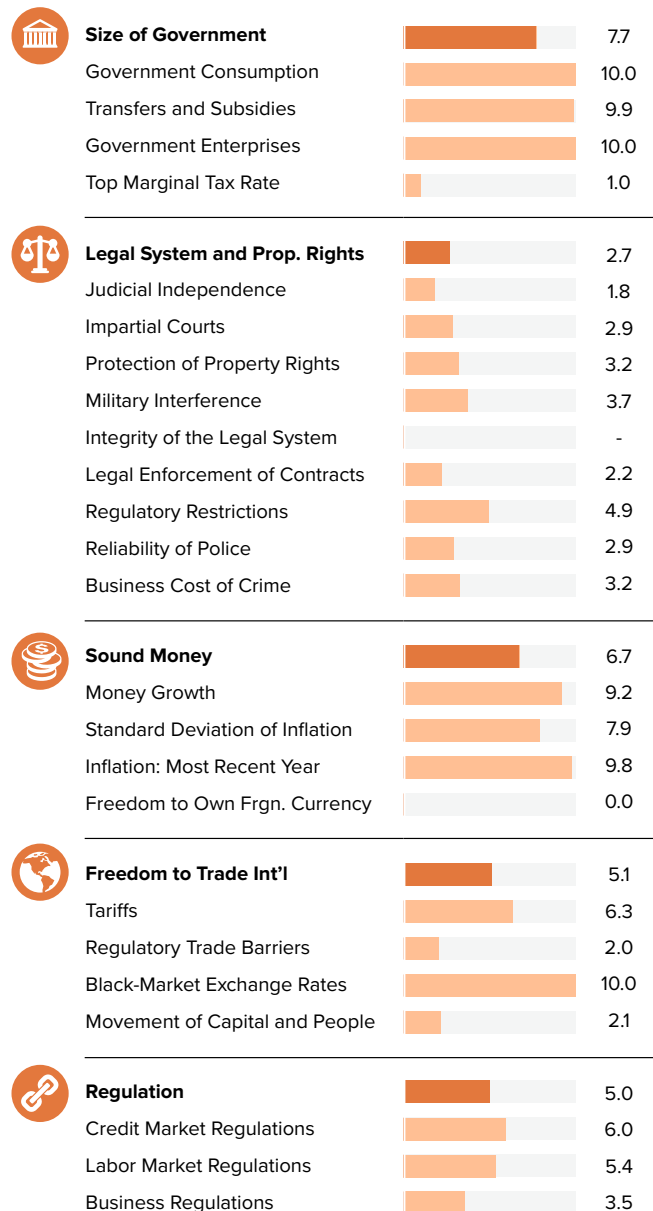
RANKING 147/162










Score 0–10

PERSONAL FREEDOM 5.51

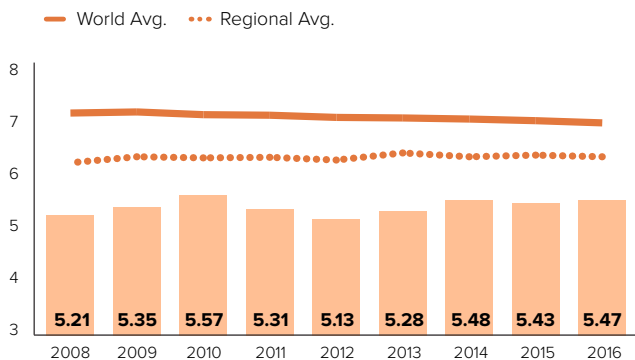
ECONOMIC FREEDOM 5.44

HUMAN FREEDOM 5.47**PERSONAL FREEDOM**Ranking
136/162**ECONOMIC FREEDOM**Ranking
150/162

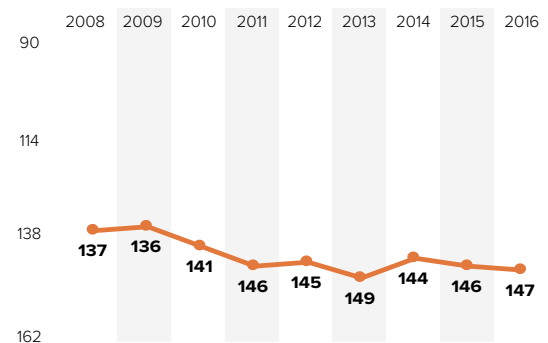
CHAD | SUB-SAHARAN AFRICA

	2008	2009	2010	2011	2012	2013	2014	2015	2016
HUMAN FREEDOM	5.21	5.35	5.57	5.31	5.13	5.28	5.48	5.43	5.47
ECONOMIC FREEDOM	4.84	5.16	5.44	4.97	4.72	4.99	4.97	5.23	5.44
PERSONAL FREEDOM	5.59	5.55	5.70	5.66	5.55	5.56	5.99	5.63	5.51
 Rule of Law	3.5	3.5	3.5	3.5	3.1	3.1	3.4	3.4	2.9
Procedural Justice	-	-	-	-	-	-	-	-	-
Civil Justice	-	-	-	-	-	-	-	-	-
Criminal Justice	-	-	-	-	-	-	-	-	-
 Security and Safety	5.5	5.9	6.6	6.3	6.3	6.4	6.4	5.0	6.3
Homicide	6.1	6.1	6.1	6.1	6.1	6.4	6.4	6.4	6.4
Disappearance, Conflict, Terrorism	4.9	6.2	8.3	7.5	7.5	7.5	7.5	3.5	7.2
Women Security, Safety	5.5	5.5	5.5	5.2	5.2	5.2	5.2	5.2	5.2
 Movement	6.7	5.0	5.0	6.7	6.7	6.7	8.3	8.3	8.3
Freedom of Domestic Movement	5.0	5.0	0.0	10.0	10.0	10.0	10.0	10.0	10.0
Freedom of Foreign Movement	5.0	0.0	5.0	5.0	5.0	5.0	10.0	10.0	10.0
Women's Freedom of Movement	10.0	10.0	10.0	5.0	5.0	5.0	5.0	5.0	5.0
 Religious Freedom	8.6	8.8	8.5	7.7	7.6	7.7	8.2	8.0	8.2
Freedom to Establish Religious Org.	8.8	8.8	8.8	6.3	6.3	6.3	7.5	7.5	7.5
Harassment and Physical Hostilities	8.9	9.2	8.8	8.8	8.4	8.8	8.9	8.4	9.2
Legal and Regulatory Restrictions	8.1	8.4	8.1	8.1	8.1	8.1	8.1	8.1	7.8
 Assoc., Assembly and Civil Society	6.4	6.4	6.4	6.5	6.5	6.3	6.5	6.5	6.5
Freedom of Association	7.5	7.5	7.5	7.5	7.5	7.5	5.0	5.0	5.0
Assembly and Demonstration	5.0	5.0	5.0	5.0	5.0	5.0	5.0	5.0	5.0
Est. & Operate Political Parties	5.4	5.4	5.4	7.5	7.5	7.5	7.5	7.5	7.5
Est. & Operate Professional Organizations	8.8	8.8	8.8	6.3	6.3	6.3	7.5	7.5	7.5
Est. & Operate Edu., Sporting and Cultural	5.4	5.4	5.4	6.3	6.3	6.3	7.5	7.5	7.5
 Expression and Information	6.8	6.8	6.8	6.4	6.4	6.4	7.5	7.5	7.5
Press Killed	10.0	10.0	10.0	10.0	10.0	10.0	10.0	10.0	10.0
Press Jailed	10.0	10.0	10.0	10.0	10.0	10.0	10.0	10.0	10.0
Laws and Reg. That Influence Media	2.0	2.0	2.3	2.3	2.3	2.7	2.7	2.7	2.7
Political Pressure, Control Media	2.3	2.0	2.3	2.3	2.3	2.3	2.5	2.5	2.5
Access to Cable and Satellite	6.7	6.7	6.7	5.0	5.0	5.0	10.0	10.0	10.0
Freedom of Access to Frgn. Info.	6.7	6.7	6.7	7.5	7.5	7.5	7.5	7.5	7.5
State Control over Internet Access	10.0	10.0	10.0	7.5	7.5	7.5	10.0	10.0	10.0
 Identity and Relationships	5.0	5.0	5.0	5.0	5.0	5.0	5.0	5.0	1.7
Legal Gender	-	-	-	-	-	-	-	-	-
Parental Rights	0.0	0.0	0.0	0.0	0.0	0.0	0.0	0.0	0.0
Same-Sex Relationships	10.0	10.0	10.0	10.0	10.0	10.0	10.0	10.0	0.0
Divorce	-	-	-	-	-	5.0	5.0	5.0	5.0

Human Freedom Score over Time



Human Freedom Ranking over Time



CHILE

LATIN AMERICA & THE CARIBBEAN RANKING 32/162



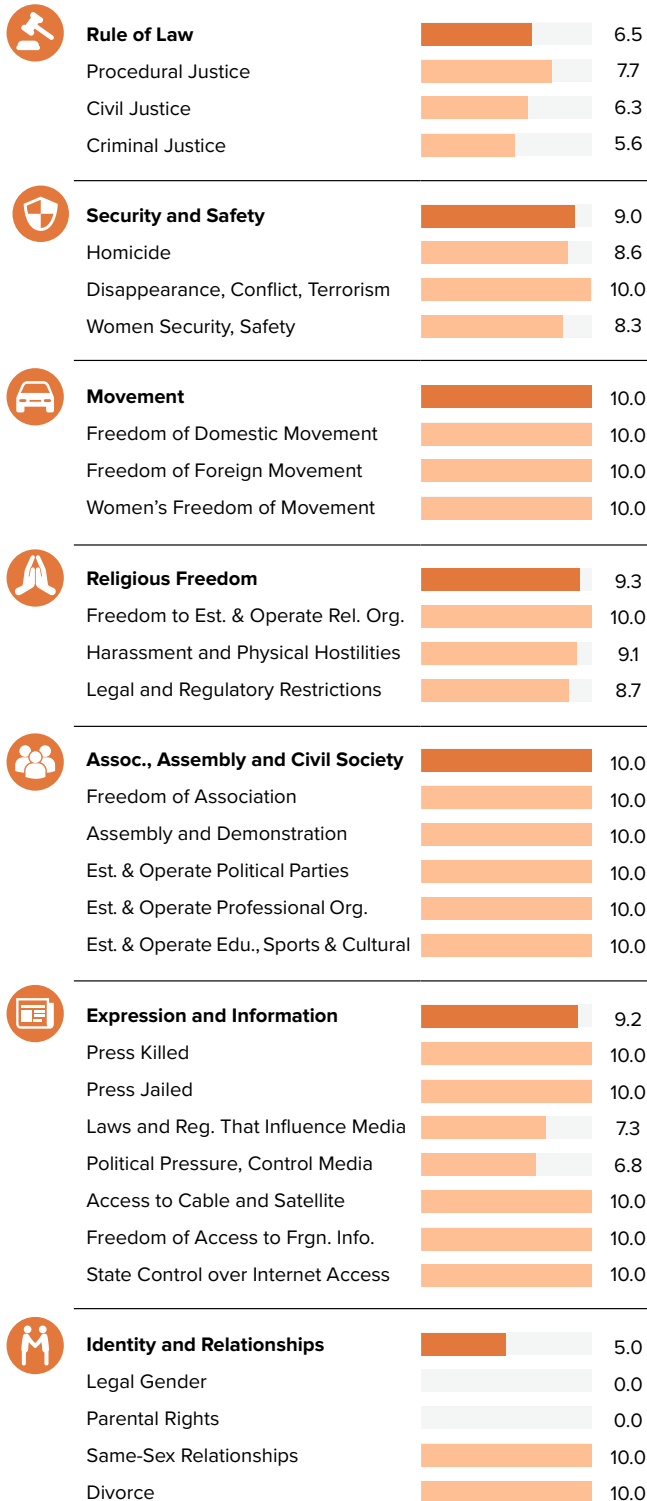
Score 0–10

PERSONAL FREEDOM 8.22

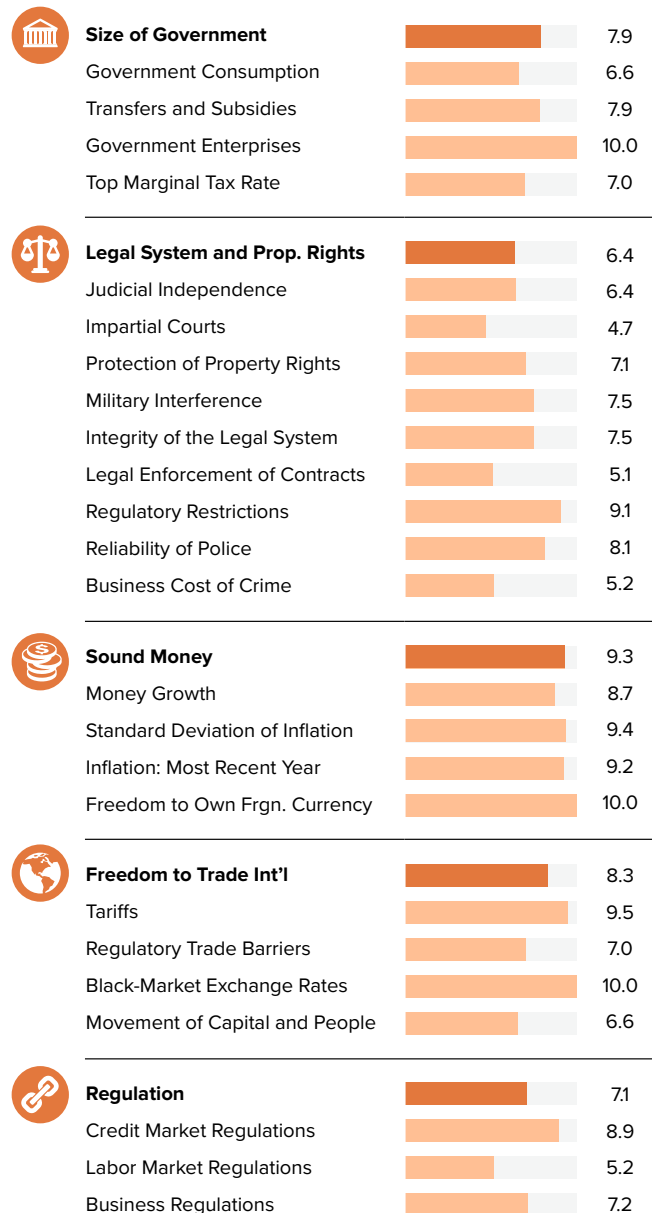
ECONOMIC FREEDOM 7.80

HUMAN FREEDOM 8.01








PERSONAL FREEDOM

 Ranking
39/162


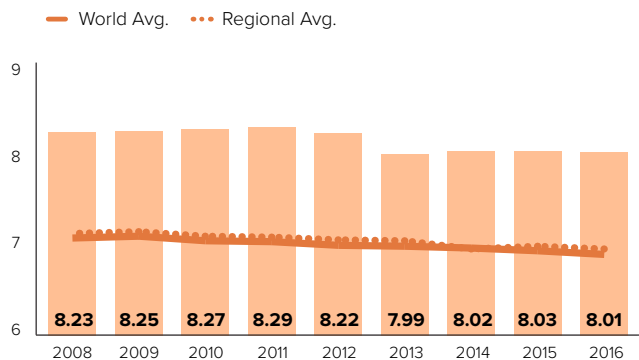
ECONOMIC FREEDOM

 Ranking
15/162


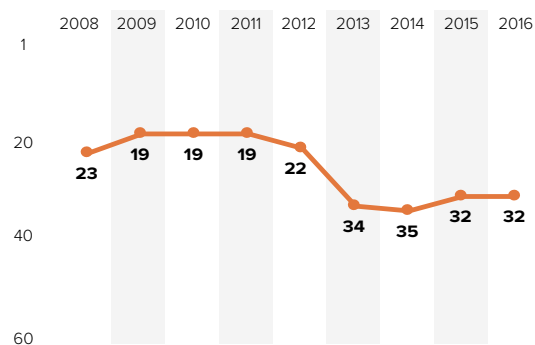
CHILE | LATIN AMERICA & THE CARIBBEAN

	2008	2009	2010	2011	2012	2013	2014	2015	2016
HUMAN FREEDOM	8.23	8.25	8.27	8.29	8.22	7.99	8.02	8.03	8.01
ECONOMIC FREEDOM	7.80	7.87	7.89	7.91	7.81	7.88	7.84	7.79	7.80
PERSONAL FREEDOM	8.65	8.63	8.65	8.67	8.63	8.11	8.20	8.27	8.22
 Rule of Law	6.7	6.7	6.7	6.7	6.5	6.5	6.5	6.7	6.5
Procedural Justice	7.6	7.6	7.6	7.6	7.6	7.6	7.8	7.8	7.7
Civil Justice	6.6	6.6	6.6	6.6	6.1	6.1	6.1	6.4	6.3
Criminal Justice	6.0	6.0	6.0	6.0	5.7	5.7	5.6	5.8	5.6
 Security and Safety	9.5	9.5	9.6	9.5	9.7	9.0	8.9	9.0	9.0
Homicide	8.6	8.5	8.7	8.5	9.0	8.7	8.6	8.8	8.6
Disappearance, Conflict, Terrorism	10.0	10.0	10.0	10.0	10.0	10.0	9.9	10.0	10.0
Women Security, Safety	10.0	10.0	10.0	10.0	10.0	8.3	8.3	8.3	8.3
 Movement	10.0	10.0	10.0	10.0	10.0	10.0	10.0	10.0	10.0
Freedom of Domestic Movement	10.0	10.0	10.0	10.0	10.0	10.0	10.0	10.0	10.0
Freedom of Foreign Movement	10.0	10.0	10.0	10.0	10.0	10.0	10.0	10.0	10.0
Women's Freedom of Movement	10.0	10.0	10.0	10.0	10.0	10.0	10.0	10.0	10.0
 Religious Freedom	8.0	7.8	7.9	7.8	7.6	7.4	7.6	9.2	9.3
Freedom to Establish Religious Org.	10.0	10.0	10.0	10.0	10.0	10.0	10.0	10.0	10.0
Harassment and Physical Hostilities	8.0	8.0	7.7	8.0	7.5	7.6	7.8	9.7	9.1
Legal and Regulatory Restrictions	6.0	5.6	5.8	5.5	5.2	4.6	4.9	7.9	8.7
 Assoc., Assembly and Civil Society	8.8	8.8	8.8	9.3	9.3	9.2	10.0	10.0	10.0
Freedom of Association	10.0	10.0	10.0	10.0	10.0	10.0	10.0	10.0	10.0
Assembly and Demonstration	7.5	7.5	7.5	7.5	7.5	7.5	10.0	10.0	10.0
Est. & Operate Political Parties	8.3	8.3	8.3	8.8	8.8	8.8	10.0	10.0	10.0
Est. & Operate Professional Organizations	10.0	10.0	10.0	10.0	10.0	10.0	10.0	10.0	10.0
Est. & Operate Edu., Sporting and Cultural	8.3	8.3	8.3	10.0	10.0	10.0	10.0	10.0	10.0
 Expression and Information	9.1	9.1	9.2	9.1	9.1	9.1	9.1	9.2	9.2
Press Killed	10.0	10.0	10.0	10.0	10.0	10.0	10.0	10.0	10.0
Press Jailed	10.0	10.0	10.0	10.0	10.0	10.0	10.0	10.0	10.0
Laws and Reg. That Influence Media	7.0	7.0	7.3	7.3	7.3	7.3	7.3	7.3	7.3
Political Pressure, Control Media	7.0	6.8	6.8	6.5	6.5	6.5	6.5	6.8	6.8
Access to Cable and Satellite	10.0	10.0	10.0	10.0	10.0	10.0	10.0	10.0	10.0
Freedom of Access to Frgn. Info.	10.0	10.0	10.0	10.0	10.0	10.0	10.0	10.0	10.0
State Control over Internet Access	10.0	10.0	10.0	10.0	10.0	10.0	10.0	10.0	10.0
 Identity and Relationships	10.0	10.0	10.0	10.0	10.0	6.7	6.7	5.0	5.0
Legal Gender	-	-	-	-	-	-	-	0.0	0.0
Parental Rights	10.0	10.0	10.0	10.0	10.0	0.0	0.0	0.0	0.0
Same-Sex Relationships	10.0	10.0	10.0	10.0	10.0	10.0	10.0	10.0	10.0
Divorce	-	-	-	-	-	10.0	10.0	10.0	10.0

Human Freedom Score over Time



Human Freedom Ranking over Time



CHINA

EAST ASIA

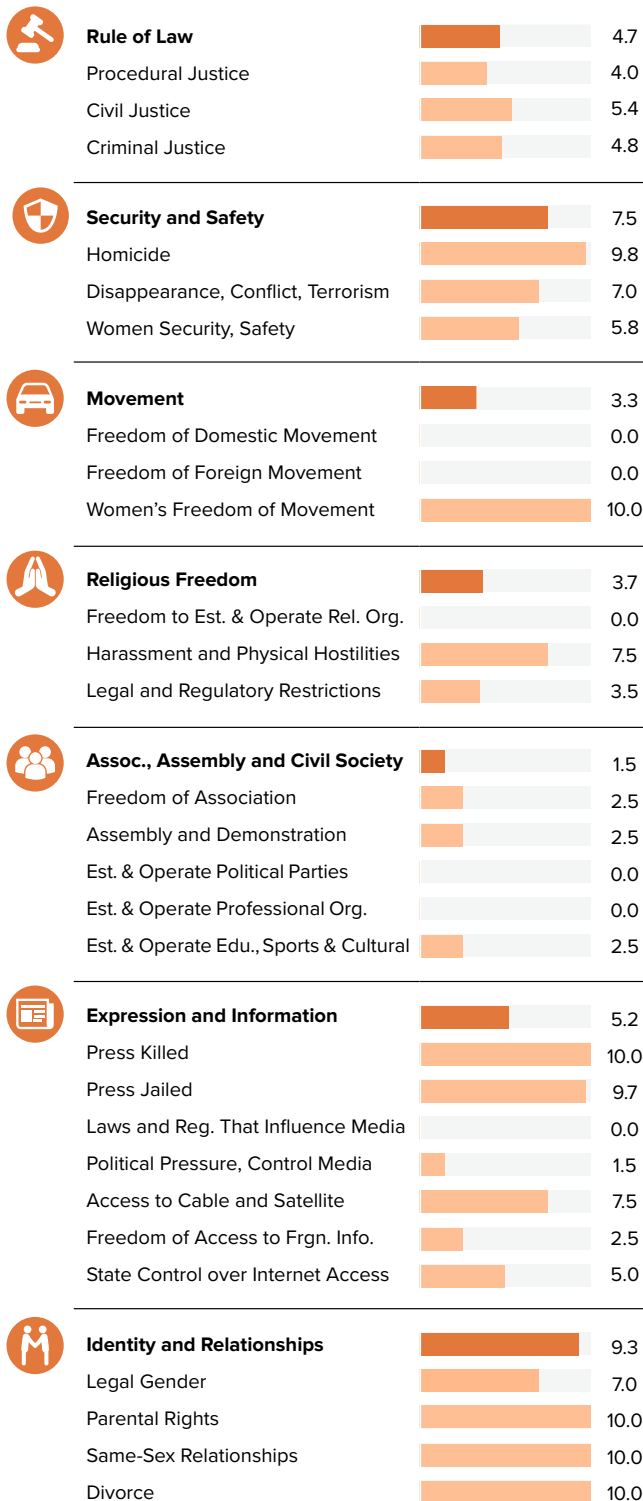
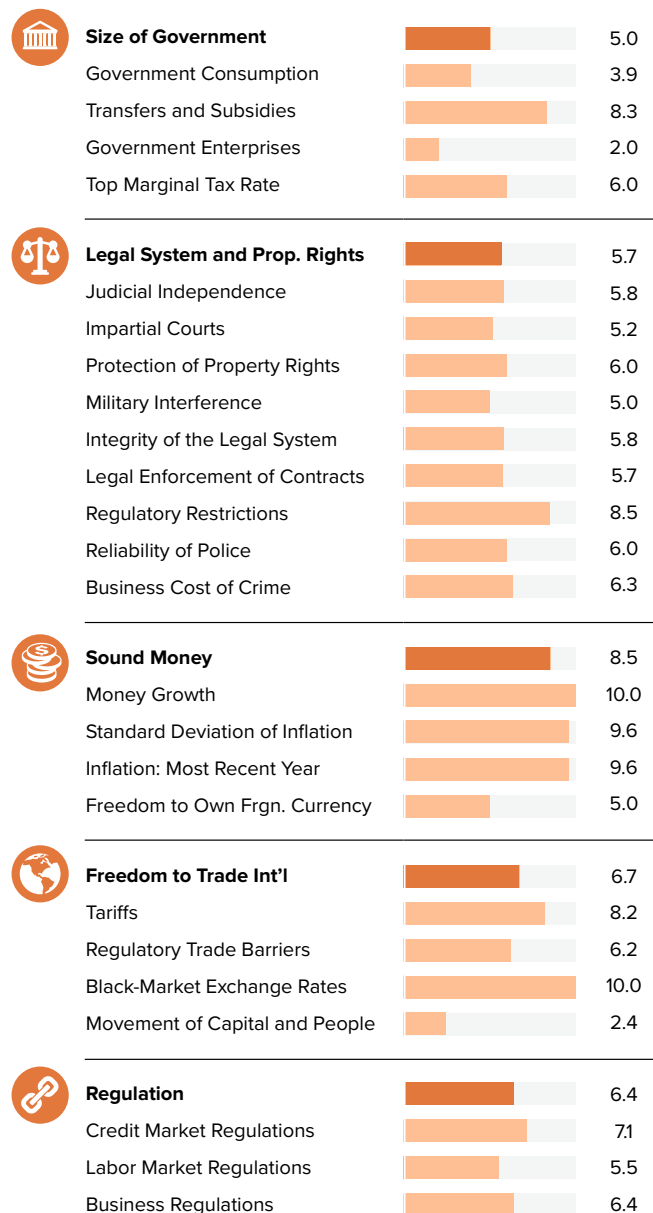
RANKING 135/162










Score 0–10

PERSONAL FREEDOM 5.35

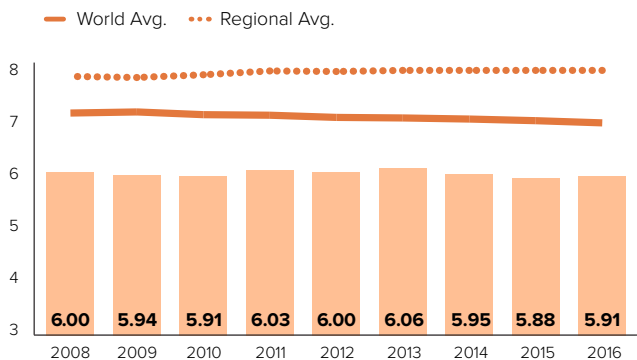
ECONOMIC FREEDOM 6.46

HUMAN FREEDOM 5.91**PERSONAL FREEDOM**Ranking
141/162**ECONOMIC FREEDOM**Ranking
108/162

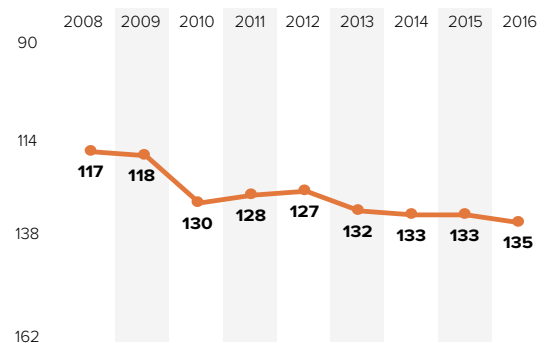
CHINA | EAST ASIA

	2008	2009	2010	2011	2012	2013	2014	2015	2016
HUMAN FREEDOM	6.00	5.94	5.91	6.03	6.00	6.06	5.95	5.88	5.91
ECONOMIC FREEDOM	6.27	6.31	6.26	6.32	6.37	6.39	6.38	6.39	6.46
PERSONAL FREEDOM	5.72	5.57	5.56	5.74	5.64	5.74	5.52	5.37	5.35
 Rule of Law	4.7	4.7	4.7	4.7	4.2	4.2	4.4	4.7	4.7
Procedural Justice	4.3	4.3	4.3	4.3	4.0	4.0	3.9	4.0	4.0
Civil Justice	4.3	4.3	4.3	4.3	4.1	4.1	4.8	5.2	5.4
Criminal Justice	5.4	5.4	5.4	5.4	4.3	4.3	4.5	4.7	4.8
 Security and Safety	8.4	7.7	7.8	7.5	7.5	7.5	7.3	7.5	7.5
Homicide	9.6	9.6	9.6	9.6	9.7	9.7	9.7	9.7	9.8
Disappearance, Conflict, Terrorism	9.0	7.0	7.0	7.0	7.0	7.0	6.5	7.0	7.0
Women Security, Safety	6.7	6.7	6.7	5.8	5.8	5.8	5.8	5.8	5.8
 Movement	3.3	3.3	3.3	3.3	3.3	3.3	3.3	3.3	3.3
Freedom of Domestic Movement	0.0	0.0	0.0	0.0	0.0	0.0	0.0	0.0	0.0
Freedom of Foreign Movement	0.0	0.0	0.0	0.0	0.0	0.0	0.0	0.0	0.0
Women's Freedom of Movement	10.0	10.0	10.0	10.0	10.0	10.0	10.0	10.0	10.0
 Religious Freedom	5.3	5.4	5.4	6.2	6.5	6.8	5.8	4.1	3.7
Freedom to Establish Religious Org.	0.0	0.0	0.0	2.5	2.5	2.5	0.0	0.0	0.0
Harassment and Physical Hostilities	8.6	8.8	8.5	8.9	8.8	9.2	8.9	7.1	7.5
Legal and Regulatory Restrictions	7.4	7.5	7.7	7.4	8.2	8.6	8.6	5.2	3.5
 Assoc., Assembly and Civil Society	1.3	1.3	1.3	1.8	1.8	2.5	1.5	1.5	1.5
Freedom of Association	2.5	2.5	2.5	0.0	0.0	0.0	2.5	2.5	2.5
Assembly and Demonstration	0.0	0.0	0.0	2.5	2.5	2.5	2.5	2.5	2.5
Est. & Operate Political Parties	0.0	0.0	0.0	0.0	0.0	0.0	0.0	0.0	0.0
Est. & Operate Professional Organizations	1.3	1.3	1.3	1.3	1.3	1.3	0.0	0.0	0.0
Est. & Operate Edu., Sporting and Cultural	2.5	2.5	2.5	5.0	5.0	5.0	2.5	2.5	2.5
 Expression and Information	4.5	4.6	4.5	5.6	5.7	5.6	5.2	5.1	5.2
Press Killed	10.0	10.0	9.9	9.9	10.0	10.0	10.0	10.0	10.0
Press Jailed	9.8	9.8	9.7	9.8	9.8	9.8	9.7	9.6	9.7
Laws and Reg. That Influence Media	0.7	0.7	0.3	0.3	0.3	0.3	0.0	0.0	0.0
Political Pressure, Control Media	1.3	1.5	1.5	1.5	2.0	1.8	1.5	1.3	1.5
Access to Cable and Satellite	6.7	6.7	6.7	5.0	5.0	5.0	7.5	7.5	7.5
Freedom of Access to Frgn. Info.	3.3	3.3	3.3	7.5	7.5	7.5	2.5	2.5	2.5
State Control over Internet Access	0.0	0.0	0.0	5.0	5.0	5.0	5.0	5.0	5.0
 Identity and Relationships	10.0	10.0	10.0	10.0	10.0	10.0	10.0	9.3	9.3
Legal Gender	-	-	-	-	-	-	-	7.0	7.0
Parental Rights	10.0	10.0	10.0	10.0	10.0	10.0	10.0	10.0	10.0
Same-Sex Relationships	10.0	10.0	10.0	10.0	10.0	10.0	10.0	10.0	10.0
Divorce	-	-	-	-	-	10.0	10.0	10.0	10.0

Human Freedom Score over Time



Human Freedom Ranking over Time



COLOMBIA

LATIN AMERICA & THE CARIBBEAN

RANKING 87/162



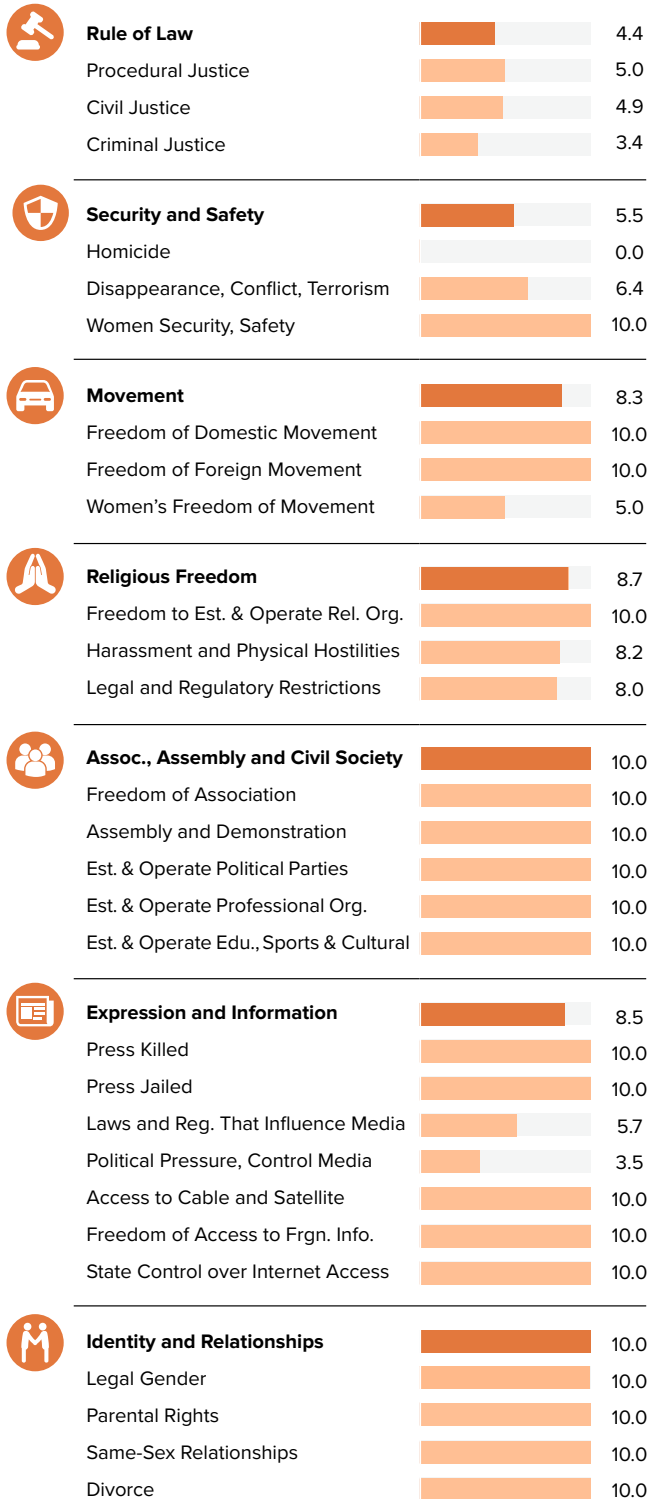
Score 0–10

PERSONAL FREEDOM 7.02

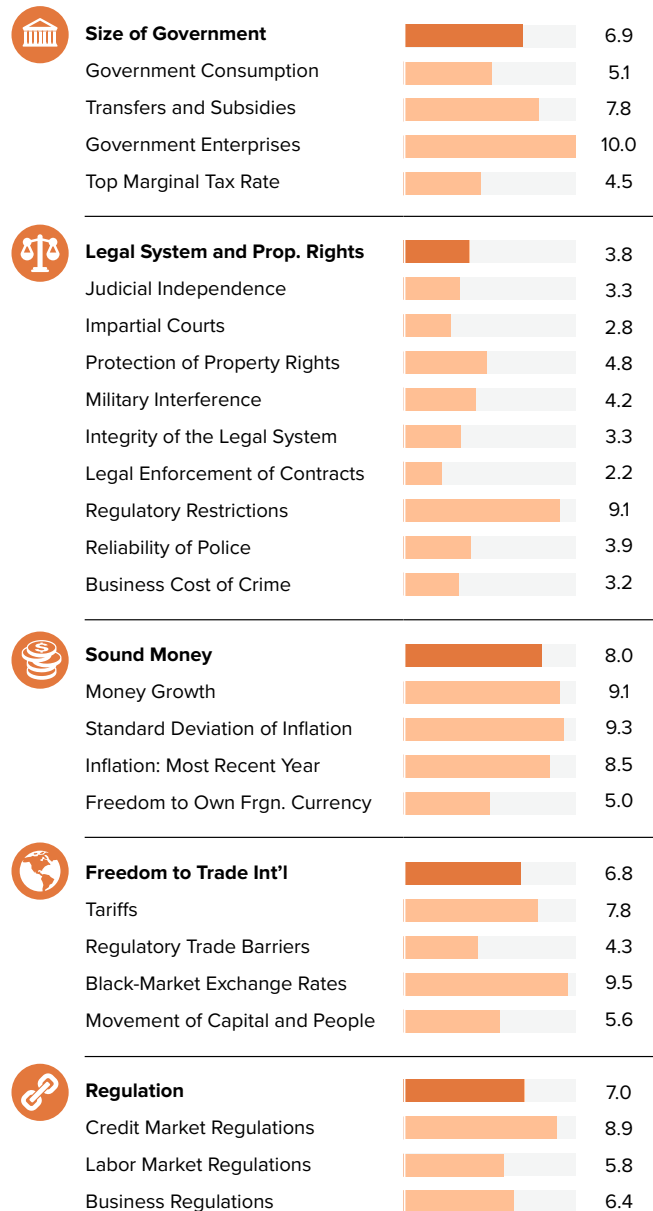
ECONOMIC FREEDOM 6.50

HUMAN FREEDOM 6.76








PERSONAL FREEDOM

Ranking
79/162

ECONOMIC FREEDOM

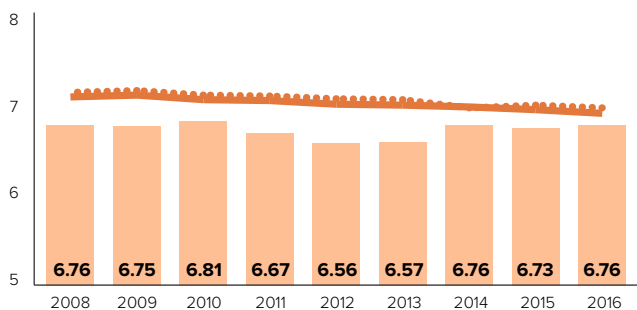
Ranking
105/162

COLOMBIA | LATIN AMERICA & THE CARIBBEAN

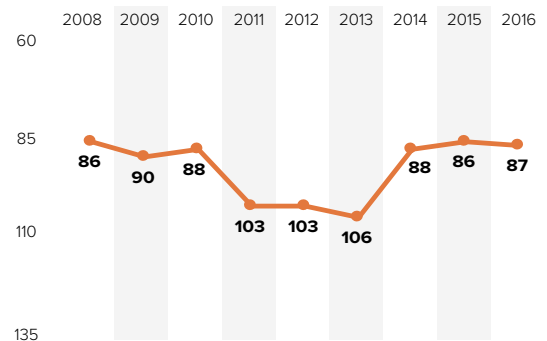
	2008	2009	2010	2011	2012	2013	2014	2015	2016
HUMAN FREEDOM	6.76	6.75	6.81	6.67	6.56	6.57	6.76	6.73	6.76
ECONOMIC FREEDOM	6.60	6.70	6.74	6.82	6.72	6.67	6.58	6.55	6.50
PERSONAL FREEDOM	6.93	6.80	6.88	6.53	6.40	6.47	6.95	6.91	7.02
 Rule of Law	4.8	4.8	4.8	4.8	4.5	4.5	4.5	4.5	4.4
Procedural Justice	4.6	4.6	4.6	4.6	5.1	5.1	5.1	5.0	5.0
Civil Justice	5.3	5.3	5.3	5.3	4.9	4.9	5.1	5.0	4.9
Criminal Justice	4.3	4.3	4.3	4.3	3.5	3.5	3.4	3.4	3.4
 Security and Safety	5.3	5.2	5.2	5.4	5.2	5.3	5.3	5.2	5.5
Homicide	0.0	0.0	0.0	0.0	0.0	0.0	0.0	0.0	0.0
Disappearance, Conflict, Terrorism	5.8	5.6	5.7	6.1	5.6	5.9	5.9	5.6	6.4
Women Security, Safety	10.0	10.0	10.0	10.0	10.0	10.0	10.0	10.0	10.0
 Movement	10.0	10.0	10.0	6.7	6.7	6.7	8.3	8.3	8.3
Freedom of Domestic Movement	10.0	10.0	10.0	10.0	10.0	10.0	10.0	10.0	10.0
Freedom of Foreign Movement	10.0	10.0	10.0	5.0	5.0	5.0	10.0	10.0	10.0
Women's Freedom of Movement	10.0	10.0	10.0	5.0	5.0	5.0	5.0	5.0	5.0
 Religious Freedom	7.7	7.6	7.9	7.7	7.7	7.7	8.4	9.0	8.7
Freedom to Establish Religious Org.	8.3	8.3	8.3	7.5	7.5	7.5	10.0	10.0	10.0
Harassment and Physical Hostilities	8.4	8.7	9.2	9.1	9.0	8.9	9.0	8.9	8.2
Legal and Regulatory Restrictions	6.3	5.6	6.1	6.3	6.6	6.6	6.3	8.1	8.0
 Assoc., Assembly and Civil Society	8.1	8.1	8.1	7.8	7.8	8.3	10.0	10.0	10.0
Freedom of Association	7.5	7.5	7.5	10.0	10.0	10.0	10.0	10.0	10.0
Assembly and Demonstration	7.5	7.5	7.5	7.5	7.5	7.5	10.0	10.0	10.0
Est. & Operate Political Parties	10.0	10.0	10.0	7.5	7.5	7.5	10.0	10.0	10.0
Est. & Operate Professional Organizations	5.4	5.4	5.4	6.3	6.3	6.3	10.0	10.0	10.0
Est. & Operate Edu., Sporting and Cultural	10.0	10.0	10.0	7.5	7.5	7.5	10.0	10.0	10.0
 Expression and Information	8.3	7.3	7.8	7.8	7.6	7.6	8.2	7.6	8.5
Press Killed	10.0	3.4	5.6	7.8	5.7	5.8	7.9	3.8	10.0
Press Jailed	10.0	10.0	10.0	10.0	10.0	10.0	10.0	10.0	10.0
Laws and Reg. That Influence Media	5.7	5.3	6.0	6.3	6.3	6.3	6.0	5.7	5.7
Political Pressure, Control Media	2.5	2.5	3.0	3.0	3.5	3.3	3.3	3.5	3.5
Access to Cable and Satellite	10.0	10.0	10.0	10.0	10.0	10.0	10.0	10.0	10.0
Freedom of Access to Frgn. Info.	10.0	10.0	10.0	10.0	10.0	10.0	10.0	10.0	10.0
State Control over Internet Access	10.0	10.0	10.0	7.5	7.5	7.5	10.0	10.0	10.0
 Identity and Relationships	10.0	10.0	10.0	10.0	10.0	10.0	10.0	10.0	10.0
Legal Gender	-	-	-	-	-	-	-	10.0	10.0
Parental Rights	10.0	10.0	10.0	10.0	10.0	10.0	10.0	10.0	10.0
Same-Sex Relationships	10.0	10.0	10.0	10.0	10.0	10.0	10.0	10.0	10.0
Divorce	-	-	-	-	-	10.0	10.0	10.0	10.0

Human Freedom Score over Time

— World Avg. ●●● Regional Avg.



Human Freedom Ranking over Time



CONGO, DEM. REP. OF

SUB-SAHARAN AFRICA

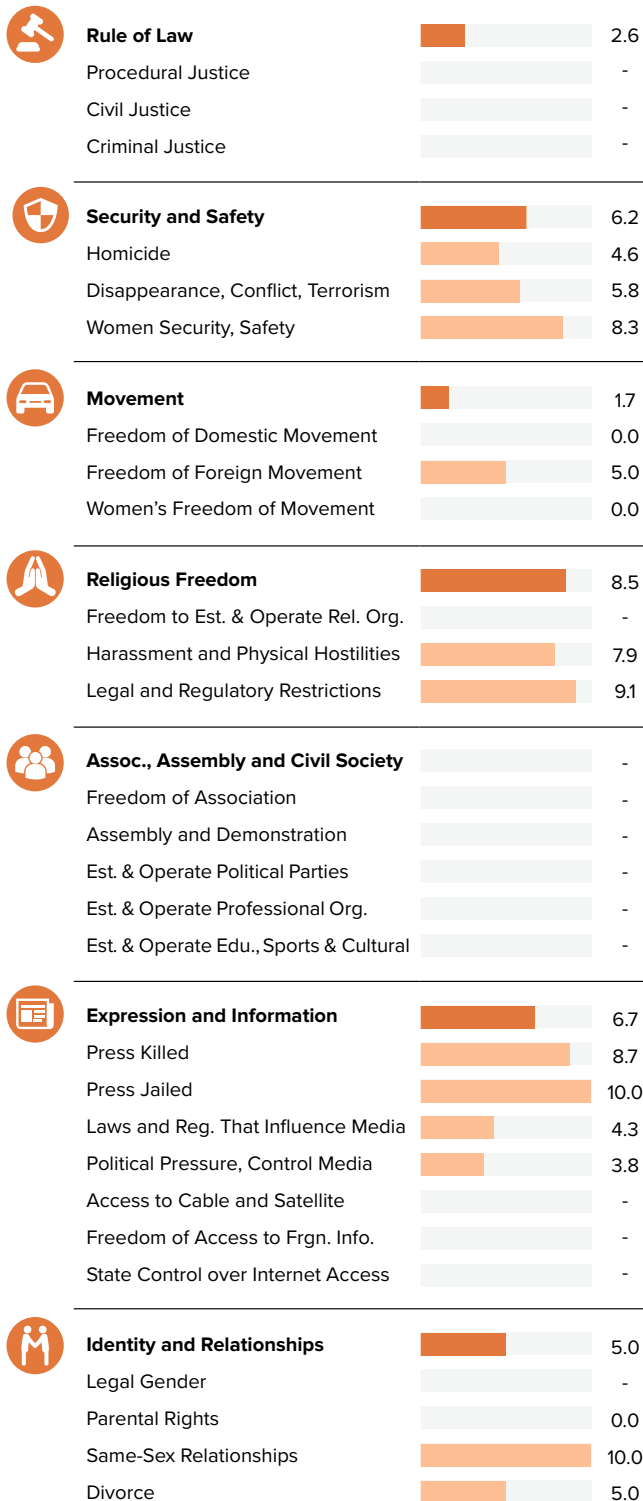
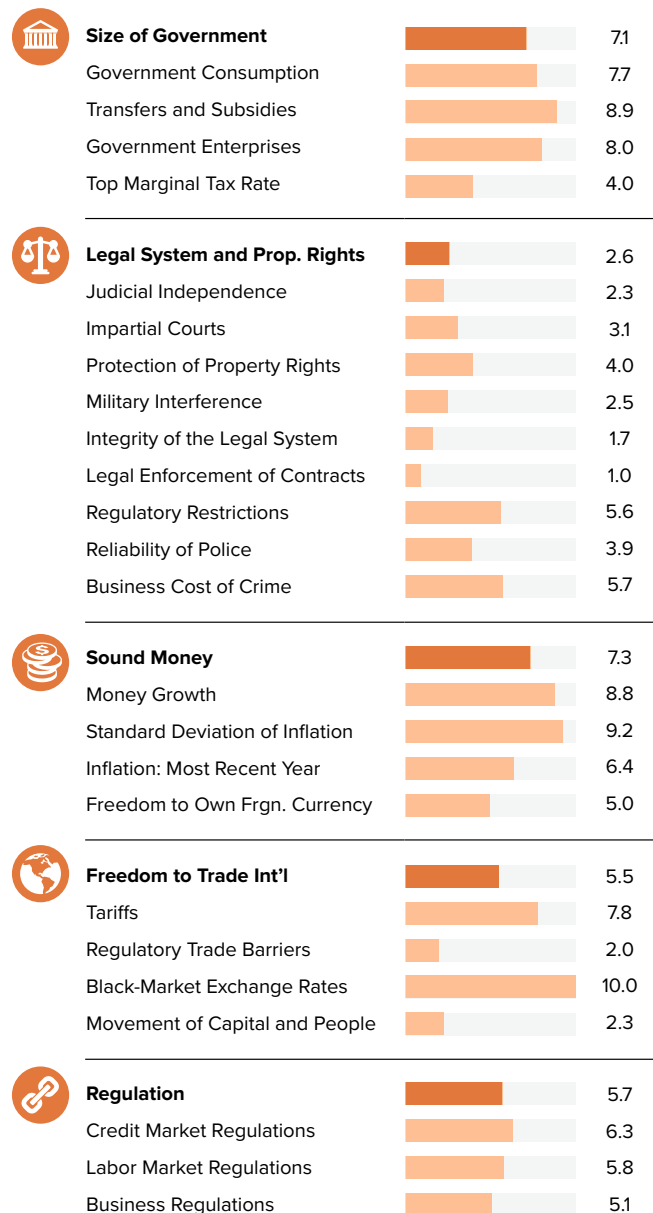
RANKING 151/162










Score 0–10

PERSONAL FREEDOM 4.95

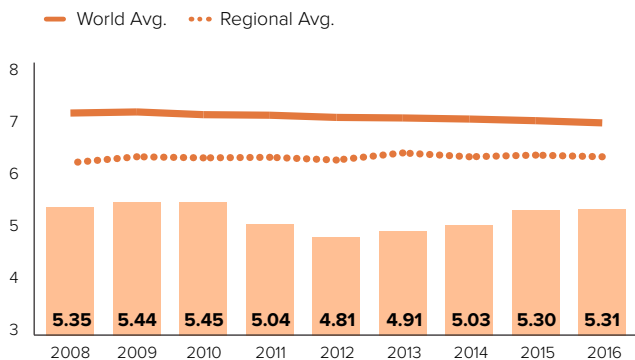
ECONOMIC FREEDOM 5.67

HUMAN FREEDOM 5.31**PERSONAL FREEDOM**Ranking
152/162**ECONOMIC FREEDOM**Ranking
148/162

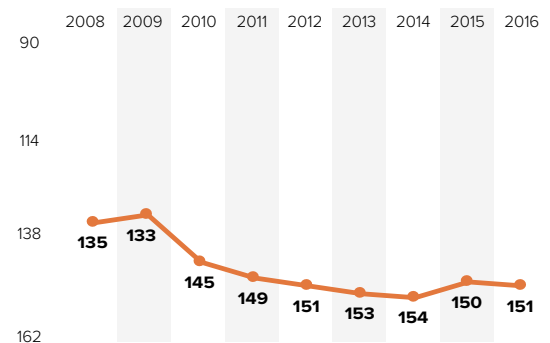
CONGO, DEM. REP. OF | SUB-SAHARAN AFRICA

	2008	2009	2010	2011	2012	2013	2014	2015	2016
HUMAN FREEDOM	5.35	5.44	5.45	5.04	4.81	4.91	5.03	5.30	5.31
ECONOMIC FREEDOM	5.16	5.28	5.38	5.28	5.20	5.36	5.23	5.78	5.67
PERSONAL FREEDOM	5.54	5.61	5.52	4.80	4.42	4.46	4.83	4.82	4.95
 Rule of Law	3.3	3.3	3.3	3.3	2.8	2.8	2.9	2.7	2.6
Procedural Justice	-	-	-	-	-	-	-	-	-
Civil Justice	-	-	-	-	-	-	-	-	-
Criminal Justice	-	-	-	-	-	-	-	-	-
 Security and Safety	6.8	6.9	7.0	6.3	5.9	5.8	6.3	6.3	6.2
Homicide	4.3	4.3	4.3	4.3	4.3	4.6	4.6	4.6	4.6
Disappearance, Conflict, Terrorism	6.3	6.5	6.9	6.4	5.0	4.5	6.0	6.1	5.8
Women Security, Safety	9.8	9.8	9.8	8.3	8.3	8.3	8.3	8.3	8.3
 Movement	3.3	3.3	3.3	0.0	0.0	0.0	1.7	1.7	1.7
Freedom of Domestic Movement	0.0	0.0	0.0	0.0	0.0	0.0	0.0	0.0	0.0
Freedom of Foreign Movement	0.0	0.0	0.0	0.0	0.0	0.0	5.0	5.0	5.0
Women's Freedom of Movement	10.0	10.0	10.0	0.0	0.0	0.0	0.0	0.0	0.0
 Religious Freedom	7.8	8.1	7.2	7.2	7.4	7.5	7.2	8.0	8.5
Freedom to Establish Religious Org.	-	-	-	-	-	-	-	-	-
Harassment and Physical Hostilities	8.8	9.2	8.3	8.1	8.2	8.8	8.9	8.5	7.9
Legal and Regulatory Restrictions	6.9	7.1	6.0	6.3	6.7	6.2	5.5	7.5	9.1
 Assoc., Assembly and Civil Society	-	-	-	-	-	-	-	-	-
Freedom of Association	-	-	-	-	-	-	-	-	-
Assembly and Demonstration	-	-	-	-	-	-	-	-	-
Est. & Operate Political Parties	-	-	-	-	-	-	-	-	-
Est. & Operate Professional Organizations	-	-	-	-	-	-	-	-	-
Est. & Operate Edu., Sporting and Cultural	-	-	-	-	-	-	-	-	-
 Expression and Information	5.4	5.5	5.5	6.9	5.7	6.0	6.3	5.8	6.7
Press Killed	8.3	8.4	8.5	8.5	10.0	10.0	7.3	8.7	8.7
Press Jailed	9.7	10.0	10.0	10.0	9.6	9.9	9.9	9.9	10.0
Laws and Reg. That Influence Media	1.7	1.7	1.7	4.7	1.3	2.0	4.3	2.0	4.3
Political Pressure, Control Media	2.0	2.0	2.0	4.5	1.8	2.3	3.8	2.5	3.8
Access to Cable and Satellite	-	-	-	-	-	-	-	-	-
Freedom of Access to Frgn. Info.	-	-	-	-	-	-	-	-	-
State Control over Internet Access	-	-	-	-	-	-	-	-	-
 Identity and Relationships	7.5	7.5	7.5	5.0	5.0	5.0	5.0	5.0	5.0
Legal Gender	-	-	-	-	-	-	-	-	-
Parental Rights	5.0	5.0	5.0	0.0	0.0	0.0	0.0	0.0	0.0
Same-Sex Relationships	10.0	10.0	10.0	10.0	10.0	10.0	10.0	10.0	10.0
Divorce	-	-	-	-	-	5.0	5.0	5.0	5.0

Human Freedom Score over Time



Human Freedom Ranking over Time



CONGO, REP. OF

SUB-SAHARAN AFRICA

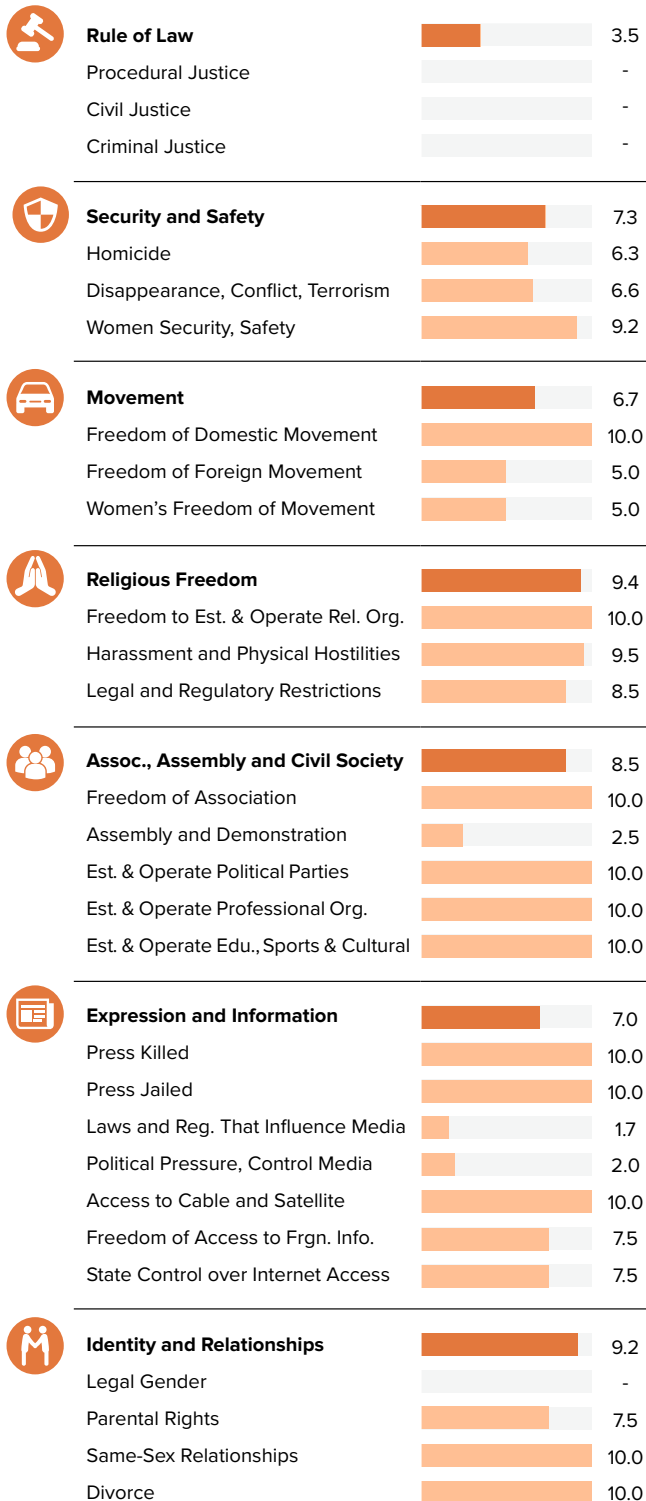
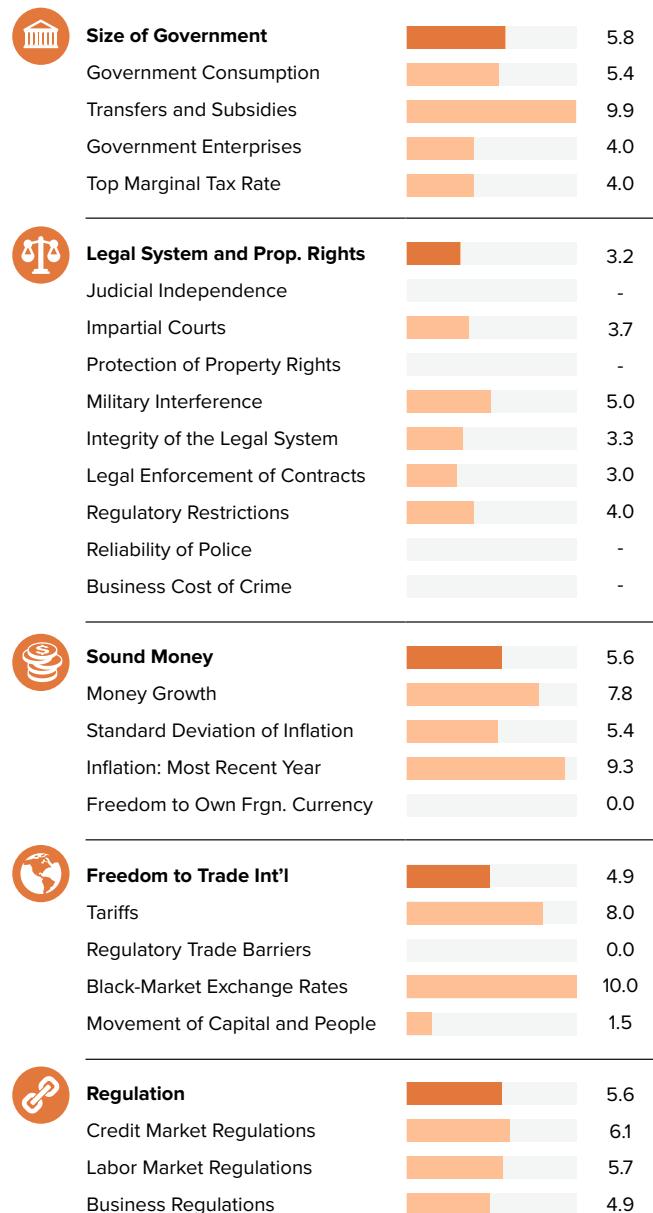
RANKING 136/162










Score 0–10

PERSONAL FREEDOM 6.78

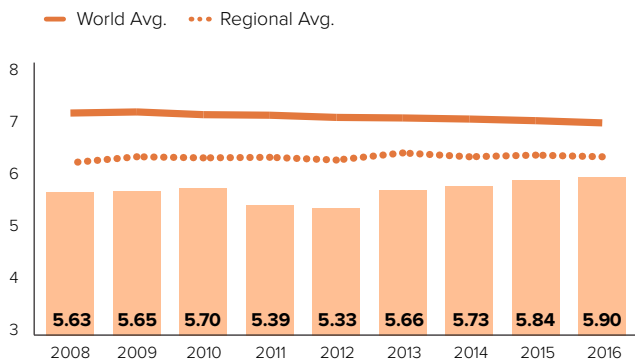
ECONOMIC FREEDOM 5.02

HUMAN FREEDOM 5.90**PERSONAL FREEDOM**Ranking
90/162**ECONOMIC FREEDOM**Ranking
157/162

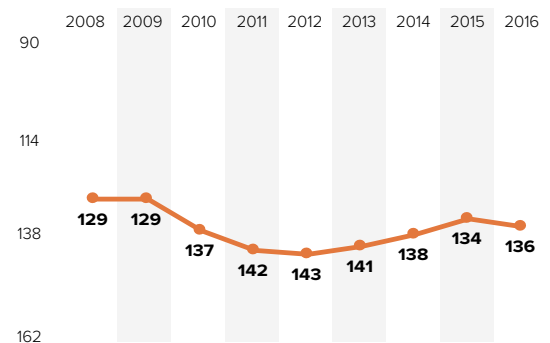
CONGO, REP. OF | SUB-SAHARAN AFRICA

	2008	2009	2010	2011	2012	2013	2014	2015	2016
HUMAN FREEDOM	5.63	5.65	5.70	5.39	5.33	5.66	5.73	5.84	5.90
ECONOMIC FREEDOM	4.69	4.90	4.74	4.48	4.39	4.55	4.69	4.81	5.02
PERSONAL FREEDOM	6.57	6.40	6.67	6.30	6.28	6.78	6.77	6.86	6.78
 Rule of Law	3.9	3.9	3.9	3.9	3.6	3.6	3.5	3.6	3.5
Procedural Justice	-	-	-	-	-	-	-	-	-
Civil Justice	-	-	-	-	-	-	-	-	-
Criminal Justice	-	-	-	-	-	-	-	-	-
 Security and Safety	7.7	7.7	7.7	7.4	7.4	8.1	7.5	7.5	7.3
Homicide	6.1	6.1	6.1	6.1	6.1	6.3	6.3	6.3	6.3
Disappearance, Conflict, Terrorism	9.0	9.0	9.0	9.0	9.0	9.0	7.0	7.0	6.6
Women Security, Safety	8.0	8.0	8.0	7.2	7.2	9.2	9.2	9.2	9.2
 Movement	6.7	6.7	8.3	8.3	8.3	8.3	6.7	6.7	6.7
Freedom of Domestic Movement	10.0	0.0	10.0	10.0	10.0	10.0	10.0	10.0	10.0
Freedom of Foreign Movement	0.0	10.0	5.0	10.0	10.0	10.0	5.0	5.0	5.0
Women's Freedom of Movement	10.0	10.0	10.0	5.0	5.0	5.0	5.0	5.0	5.0
 Religious Freedom	8.8	8.5	8.1	8.1	8.1	8.2	8.9	9.1	9.4
Freedom to Establish Religious Org.	8.3	8.3	8.3	8.8	8.8	8.8	10.0	10.0	10.0
Harassment and Physical Hostilities	9.0	8.9	8.6	8.5	8.3	8.5	8.9	8.9	9.5
Legal and Regulatory Restrictions	9.1	8.4	7.4	7.2	7.2	7.2	7.7	8.5	8.5
 Assoc., Assembly and Civil Society	5.7	5.7	5.7	7.0	7.0	6.3	8.5	8.5	8.5
Freedom of Association	7.5	7.5	7.5	7.5	7.5	7.5	10.0	10.0	10.0
Assembly and Demonstration	5.0	5.0	5.0	5.0	5.0	5.0	2.5	2.5	2.5
Est. & Operate Political Parties	5.4	5.4	5.4	8.8	8.8	8.8	10.0	10.0	10.0
Est. & Operate Professional Organizations	6.7	6.7	6.7	7.5	7.5	7.5	10.0	10.0	10.0
Est. & Operate Edu., Sporting and Cultural	3.8	3.8	3.8	6.3	6.3	6.3	10.0	10.0	10.0
 Expression and Information	8.0	6.6	8.0	6.2	7.0	6.7	7.0	7.6	7.0
Press Killed	10.0	0.0	10.0	10.0	10.0	10.0	10.0	10.0	10.0
Press Jailed	10.0	10.0	10.0	10.0	10.0	7.9	10.0	10.0	10.0
Laws and Reg. That Influence Media	4.3	4.7	4.7	1.7	4.7	4.7	2.0	4.3	1.7
Political Pressure, Control Media	5.3	4.8	4.8	1.5	4.3	4.0	2.3	3.8	2.0
Access to Cable and Satellite	10.0	10.0	10.0	7.5	7.5	7.5	10.0	10.0	10.0
Freedom of Access to Frgn. Info.	6.7	6.7	6.7	7.5	7.5	7.5	7.5	7.5	7.5
State Control over Internet Access	10.0	10.0	10.0	5.0	5.0	5.0	7.5	7.5	7.5
 Identity and Relationships	7.5	7.5	7.5	5.0	5.0	9.2	9.2	9.2	9.2
Legal Gender	-	-	-	-	-	-	-	-	-
Parental Rights	5.0	5.0	5.0	0.0	0.0	7.5	7.5	7.5	7.5
Same-Sex Relationships	10.0	10.0	10.0	10.0	10.0	10.0	10.0	10.0	10.0
Divorce	-	-	-	-	-	10.0	10.0	10.0	10.0

Human Freedom Score over Time



Human Freedom Ranking over Time



COSTA RICA

LATIN AMERICA & THE CARIBBEAN

RANKING 37/162



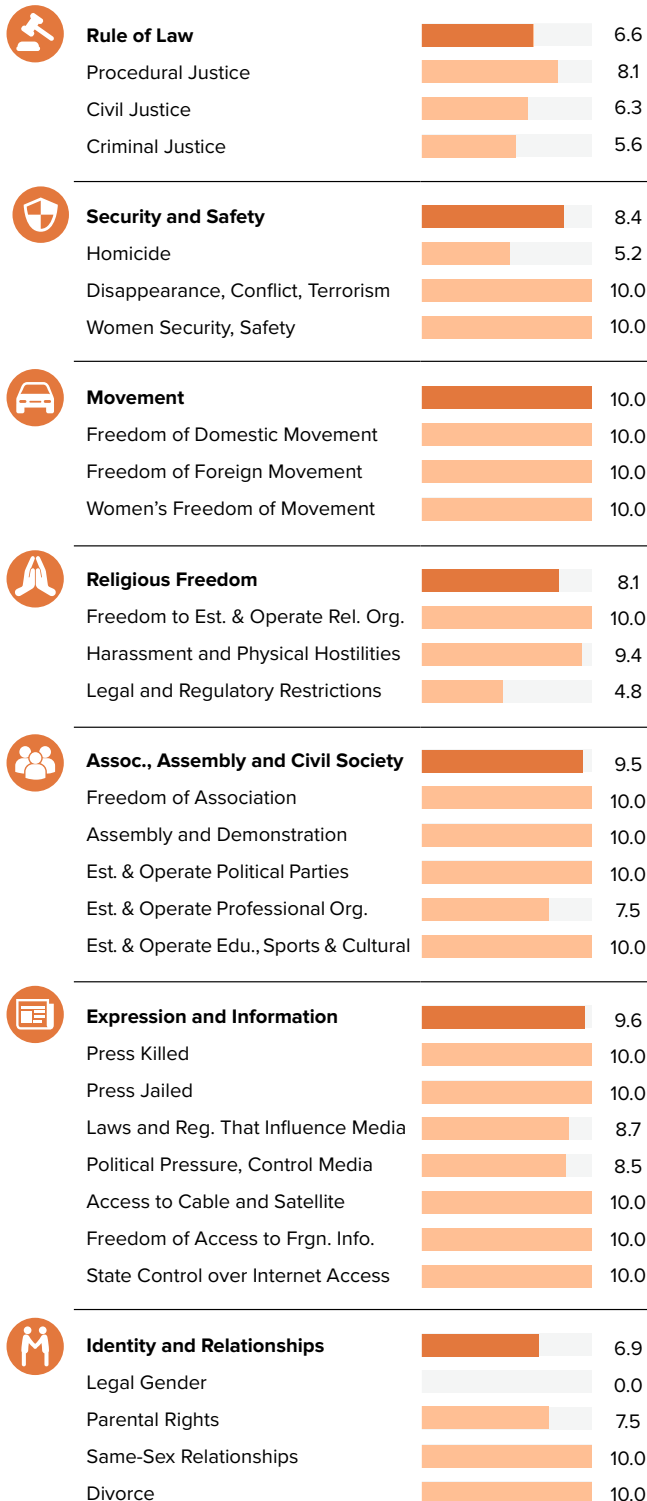
Score 0–10

PERSONAL FREEDOM 8.17
ECONOMIC FREEDOM 7.55

HUMAN FREEDOM 7.86

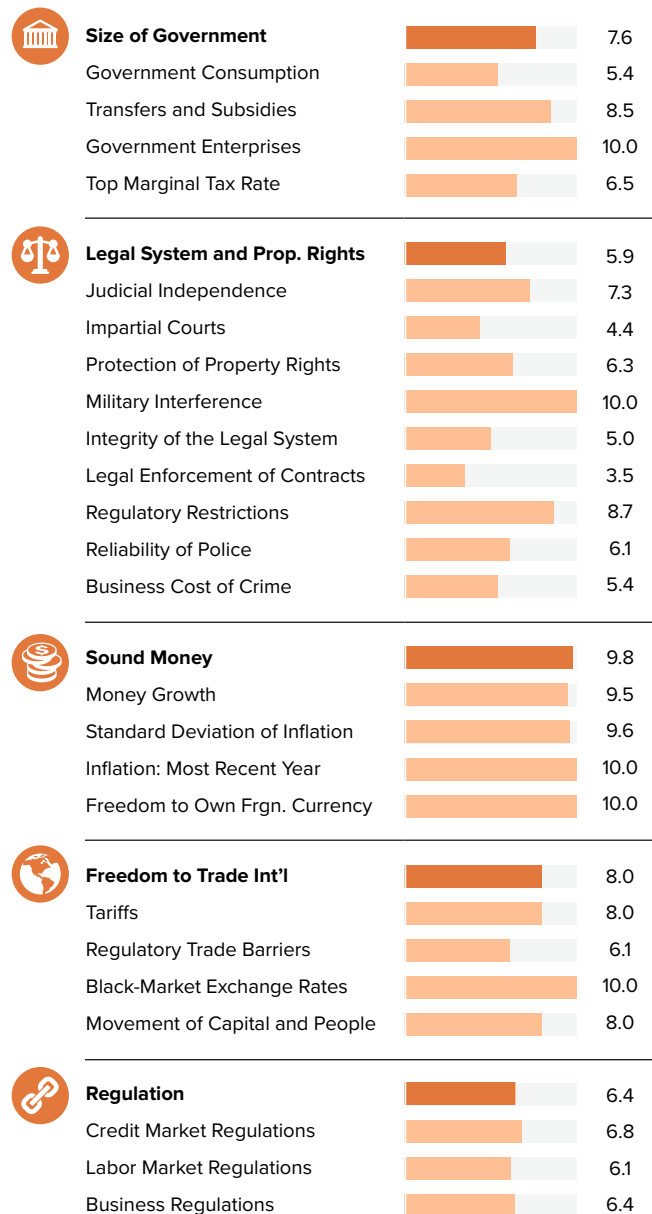
PERSONAL FREEDOM

Ranking
40/162










ECONOMIC FREEDOM

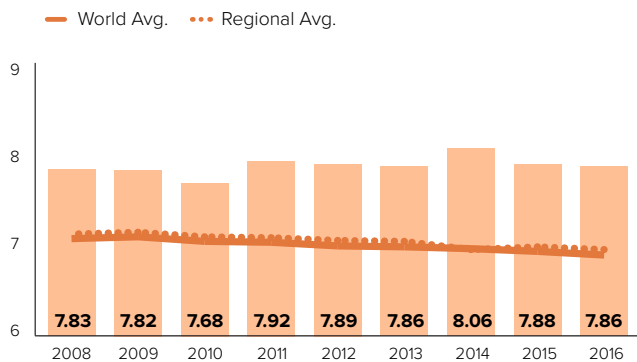
Ranking
33/162



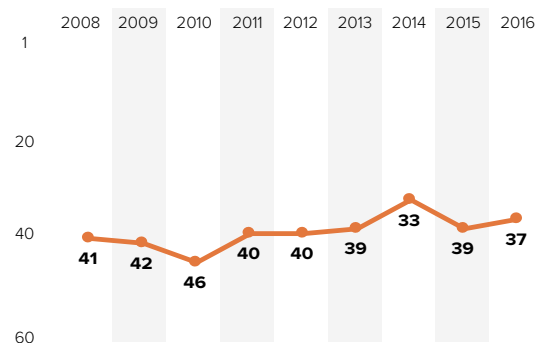
COSTA RICA | LATIN AMERICA & THE CARIBBEAN

	2008	2009	2010	2011	2012	2013	2014	2015	2016
HUMAN FREEDOM	7.83	7.82	7.68	7.92	7.89	7.86	8.06	7.88	7.86
ECONOMIC FREEDOM	7.37	7.37	7.28	7.57	7.53	7.48	7.50	7.51	7.55
PERSONAL FREEDOM	8.30	8.27	8.08	8.27	8.25	8.23	8.62	8.26	8.17
 Rule of Law	6.2	6.2	6.2	6.2	5.9	5.9	6.7	6.7	6.6
Procedural Justice	-	-	-	-	-	-	8.2	8.4	8.1
Civil Justice	-	-	-	-	-	-	6.3	6.2	6.3
Criminal Justice	-	-	-	-	-	-	5.7	5.5	5.6
 Security and Safety	8.5	8.4	8.5	8.6	8.8	8.8	8.7	8.5	8.4
Homicide	5.4	5.3	5.4	5.9	6.5	6.5	6.0	5.4	5.2
Disappearance, Conflict, Terrorism	10.0	10.0	10.0	10.0	10.0	10.0	10.0	10.0	10.0
Women Security, Safety	10.0	10.0	10.0	10.0	10.0	10.0	10.0	10.0	10.0
 Movement	8.3	8.3	6.7	8.3	8.3	8.3	10.0	10.0	10.0
Freedom of Domestic Movement	5.0	10.0	5.0	10.0	10.0	10.0	10.0	10.0	10.0
Freedom of Foreign Movement	10.0	5.0	5.0	5.0	5.0	5.0	10.0	10.0	10.0
Women's Freedom of Movement	10.0	10.0	10.0	10.0	10.0	10.0	10.0	10.0	10.0
 Religious Freedom	9.7	9.5	9.6	8.9	8.8	8.8	9.4	8.8	8.1
Freedom to Establish Religious Org.	-	-	-	7.5	7.5	7.5	10.0	10.0	10.0
Harassment and Physical Hostilities	9.8	9.8	9.9	9.6	9.6	9.8	9.7	9.6	9.4
Legal and Regulatory Restrictions	9.6	9.3	9.4	9.6	9.3	9.3	8.7	6.8	4.8
 Assoc., Assembly and Civil Society	-	-	-	9.0	9.0	9.6	9.5	9.5	9.5
Freedom of Association	-	-	-	10.0	10.0	10.0	10.0	10.0	10.0
Assembly and Demonstration	-	-	-	10.0	10.0	10.0	10.0	10.0	10.0
Est. & Operate Political Parties	-	-	-	8.8	8.8	8.8	10.0	10.0	10.0
Est. & Operate Professional Organizations	-	-	-	7.5	7.5	7.5	7.5	7.5	7.5
Est. & Operate Edu., Sporting and Cultural	-	-	-	8.8	8.8	8.8	10.0	10.0	10.0
 Expression and Information	9.1	9.1	9.1	9.5	9.5	9.5	9.6	9.6	9.6
Press Killed	10.0	10.0	10.0	10.0	10.0	10.0	10.0	10.0	10.0
Press Jailed	10.0	10.0	10.0	10.0	10.0	10.0	10.0	10.0	10.0
Laws and Reg. That Influence Media	8.0	8.0	8.3	8.3	8.3	8.3	8.7	8.7	8.7
Political Pressure, Control Media	8.3	8.3	8.3	8.0	8.3	8.3	8.3	8.3	8.5
Access to Cable and Satellite	-	-	-	10.0	10.0	10.0	10.0	10.0	10.0
Freedom of Access to Frgn. Info.	-	-	-	10.0	10.0	10.0	10.0	10.0	10.0
State Control over Internet Access	-	-	-	10.0	10.0	10.0	10.0	10.0	10.0
 Identity and Relationships	10.0	10.0	10.0	10.0	10.0	9.2	9.2	6.9	6.9
Legal Gender	-	-	-	-	-	-	-	0.0	0.0
Parental Rights	10.0	10.0	10.0	10.0	10.0	7.5	7.5	7.5	7.5
Same-Sex Relationships	10.0	10.0	10.0	10.0	10.0	10.0	10.0	10.0	10.0
Divorce	-	-	-	-	-	10.0	10.0	10.0	10.0

Human Freedom Score over Time



Human Freedom Ranking over Time



CÔTE D'IVOIRE

SUB-SAHARAN AFRICA

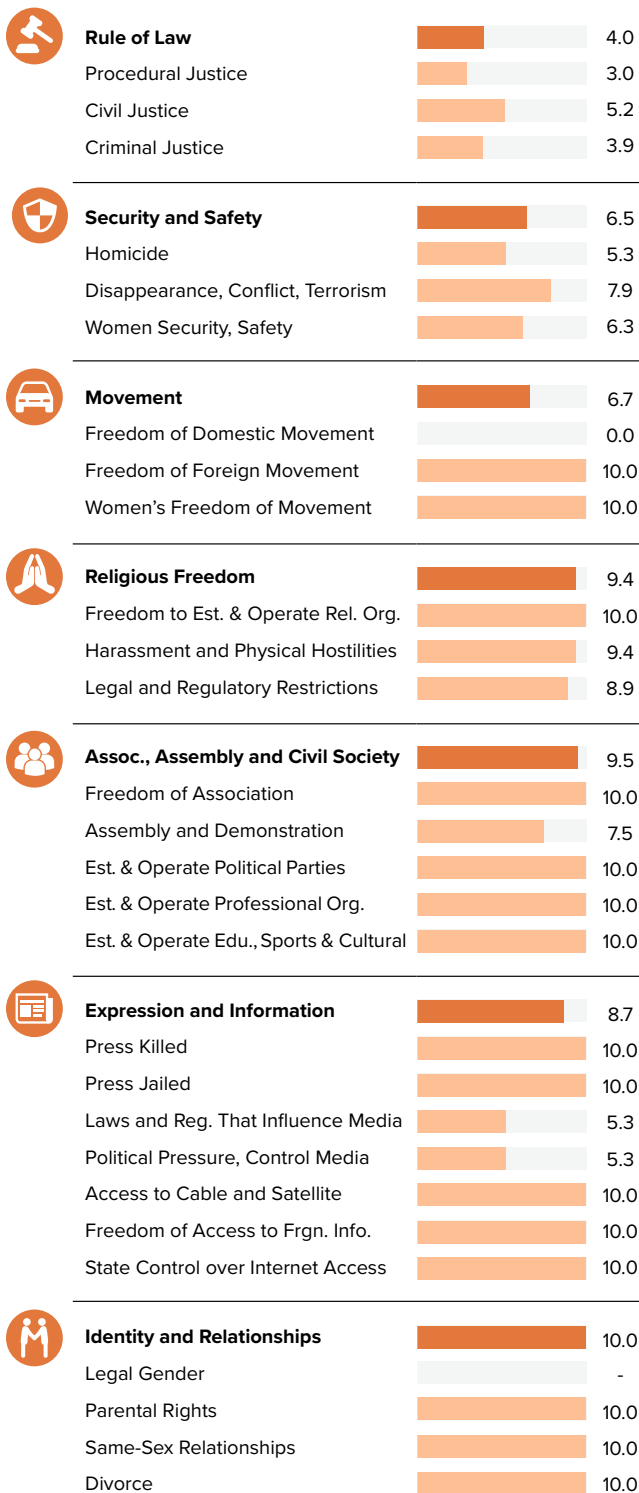
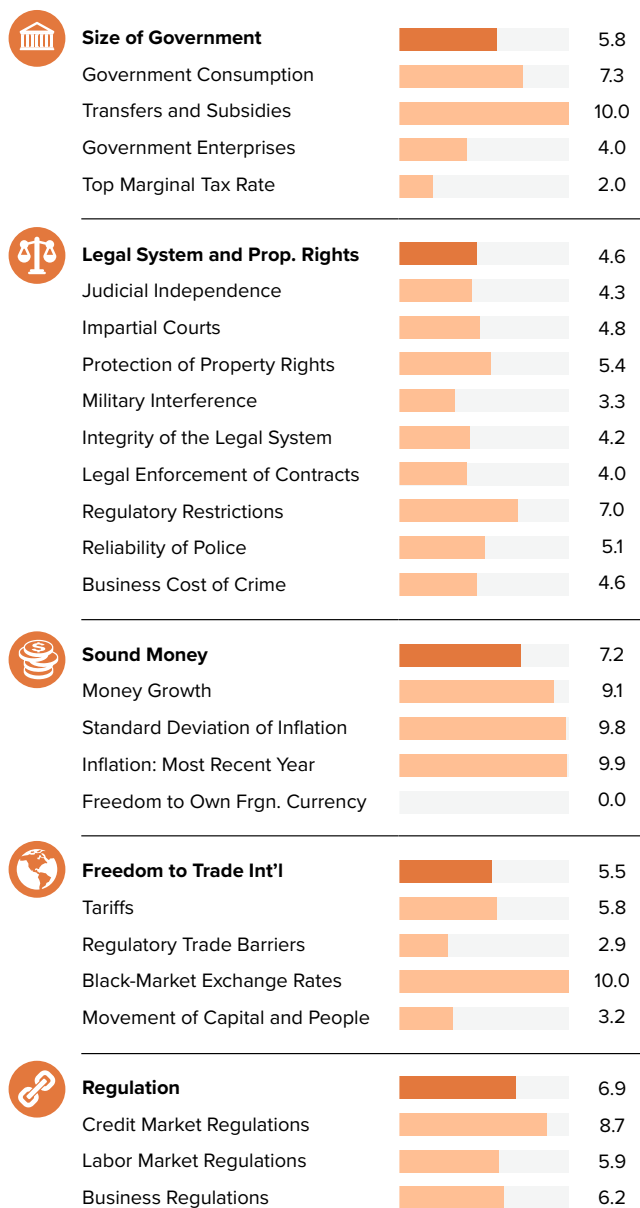
RANKING 100/162



Score 0–10

PERSONAL FREEDOM 7.06

ECONOMIC FREEDOM 6.00

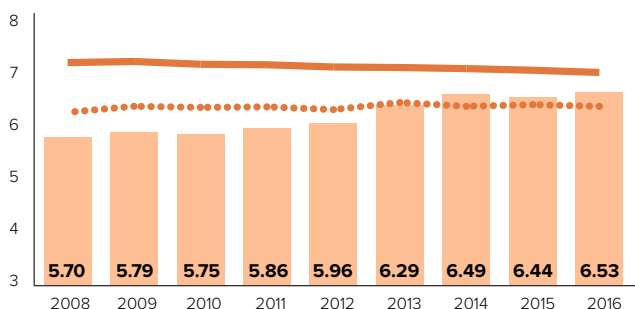
HUMAN FREEDOM 6.53**PERSONAL FREEDOM**Ranking
75/162**ECONOMIC FREEDOM**Ranking
132/162

CÔTE D'IVOIRE | SUB-SAHARAN AFRICA

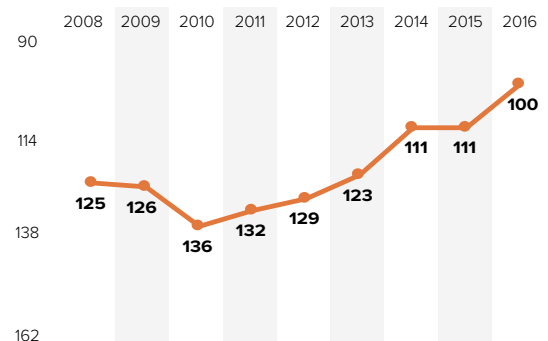
	2008	2009	2010	2011	2012	2013	2014	2015	2016
HUMAN FREEDOM	5.70	5.79	5.75	5.86	5.96	6.29	6.49	6.44	6.53
ECONOMIC FREEDOM	5.50	5.69	5.69	5.70	5.64	5.90	6.00	5.93	6.00
PERSONAL FREEDOM	5.89	5.90	5.82	6.03	6.27	6.68	6.97	6.95	7.06
Rule of Law	3.8	3.8	3.8	3.8	4.0	4.0	4.0	3.6	4.0
Procedural Justice	2.7	2.7	2.7	2.7	3.0	3.0	2.7	2.1	3.0
Civil Justice	5.1	5.1	5.1	5.1	4.8	4.8	5.4	5.1	5.2
Criminal Justice	3.7	3.7	3.7	3.7	4.0	4.0	3.8	3.7	3.9
Security and Safety	6.6	6.6	6.4	6.5	6.5	6.4	6.5	6.5	6.5
Homicide	4.9	4.9	4.9	4.9	4.9	5.3	5.3	5.3	5.3
Disappearance, Conflict, Terrorism	8.0	8.0	7.4	7.3	7.3	7.5	8.0	7.9	7.9
Women Security, Safety	6.8	6.8	6.8	7.1	7.1	6.3	6.3	6.3	6.3
Movement	6.7	6.7	6.7	3.3	3.3	5.0	6.7	6.7	6.7
Freedom of Domestic Movement	0.0	10.0	0.0	5.0	5.0	5.0	0.0	0.0	0.0
Freedom of Foreign Movement	10.0	0.0	10.0	0.0	0.0	0.0	10.0	10.0	10.0
Women's Freedom of Movement	10.0	10.0	10.0	5.0	5.0	10.0	10.0	10.0	10.0
Religious Freedom	8.0	7.9	7.6	8.3	8.3	8.6	8.6	9.3	9.4
Freedom to Establish Religious Org.	7.1	7.1	7.1	10.0	10.0	10.0	10.0	10.0	10.0
Harassment and Physical Hostilities	8.5	9.0	8.1	8.2	7.9	8.3	8.1	9.4	9.4
Legal and Regulatory Restrictions	8.4	7.7	7.7	6.8	7.2	7.5	7.8	8.6	8.9
Assoc., Assembly and Civil Society	5.3	5.3	5.3	9.5	9.5	9.2	9.5	9.5	9.5
Freedom of Association	5.0	5.0	5.0	10.0	10.0	10.0	10.0	10.0	10.0
Assembly and Demonstration	5.0	5.0	5.0	7.5	7.5	7.5	7.5	7.5	7.5
Est. & Operate Political Parties	5.8	5.8	5.8	10.0	10.0	10.0	10.0	10.0	10.0
Est. & Operate Professional Organizations	5.4	5.4	5.4	10.0	10.0	10.0	10.0	10.0	10.0
Est. & Operate Edu., Sporting and Cultural	5.4	5.4	5.4	10.0	10.0	10.0	10.0	10.0	10.0
Expression and Information	8.0	8.1	8.0	5.9	7.9	8.2	8.6	8.7	8.7
Press Killed	10.0	10.0	10.0	0.4	10.0	10.0	10.0	10.0	10.0
Press Jailed	9.5	10.0	10.0	8.1	10.0	10.0	10.0	10.0	10.0
Laws and Reg. That Influence Media	3.0	3.0	3.0	3.3	4.3	5.0	5.3	5.3	5.3
Political Pressure, Control Media	3.3	3.5	3.0	2.3	3.8	4.8	5.0	5.3	5.3
Access to Cable and Satellite	10.0	10.0	10.0	10.0	10.0	10.0	10.0	10.0	10.0
Freedom of Access to Frgn. Info.	10.0	10.0	10.0	7.5	7.5	7.5	10.0	10.0	10.0
State Control over Internet Access	10.0	10.0	10.0	10.0	10.0	10.0	10.0	10.0	10.0
Identity and Relationships	5.0	5.0	5.0	7.5	7.5	10.0	10.0	10.0	10.0
Legal Gender	-	-	-	-	-	-	-	-	-
Parental Rights	0.0	0.0	0.0	5.0	5.0	10.0	10.0	10.0	10.0
Same-Sex Relationships	10.0	10.0	10.0	10.0	10.0	10.0	10.0	10.0	10.0
Divorce	-	-	-	-	-	10.0	10.0	10.0	10.0

Human Freedom Score over Time

— World Avg. ●●● Regional Avg.



Human Freedom Ranking over Time



CROATIA

EASTERN EUROPE

RANKING 44/162



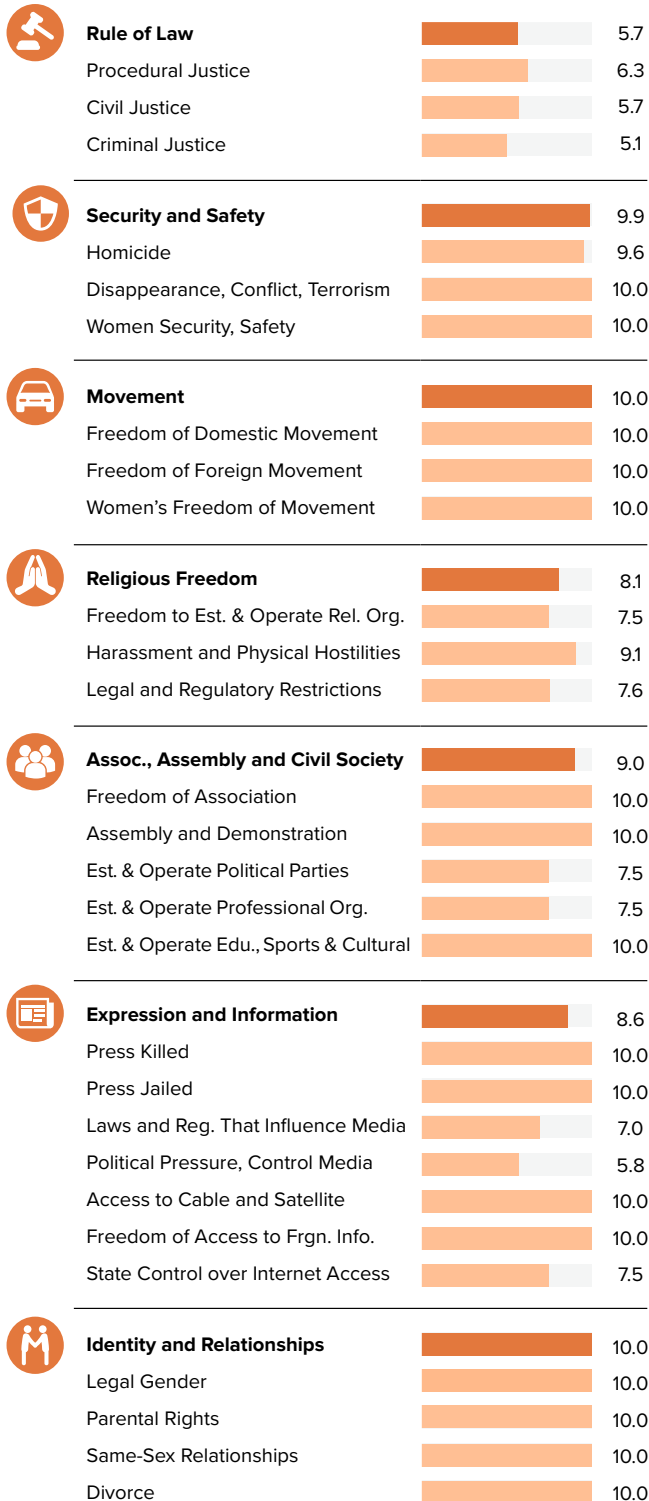
Score 0–10

PERSONAL FREEDOM 8.46

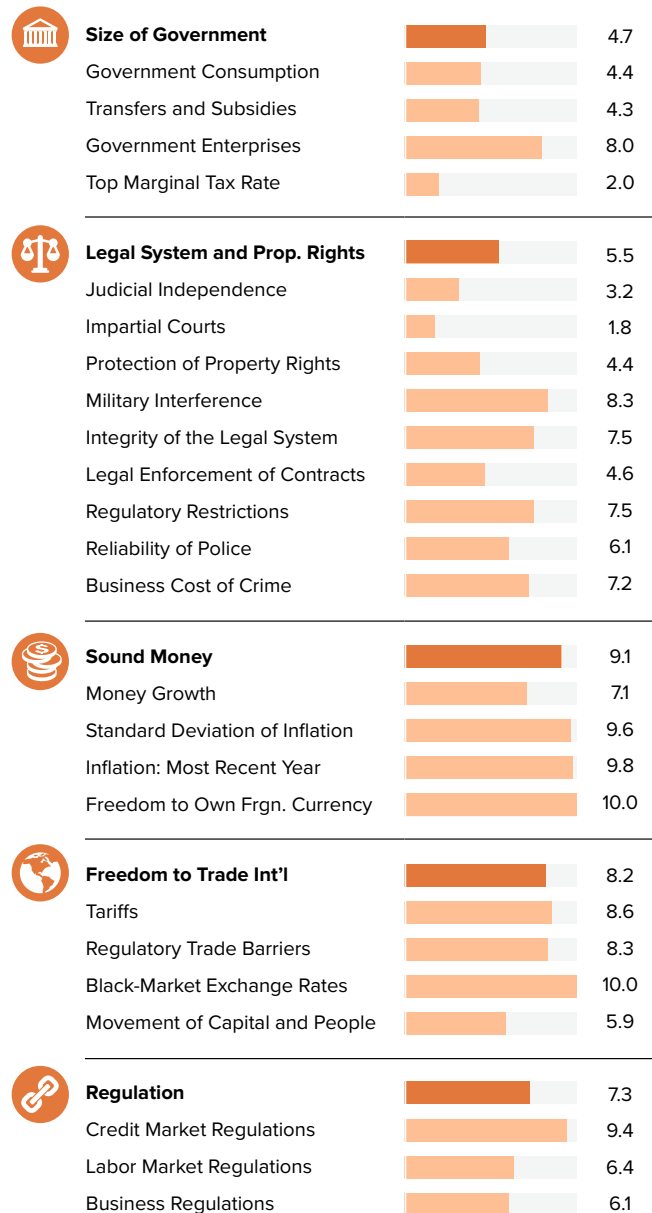
ECONOMIC FREEDOM 6.96

HUMAN FREEDOM 7.71








PERSONAL FREEDOM

Ranking
35/162

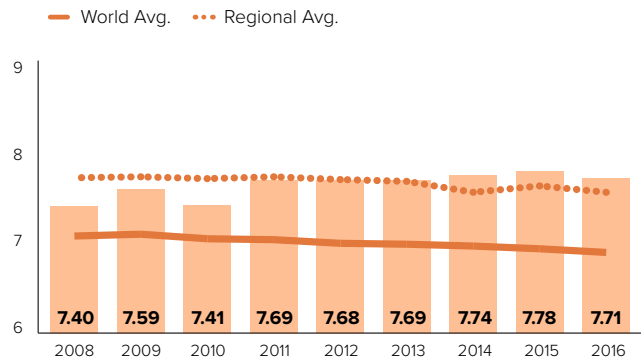
ECONOMIC FREEDOM

Ranking
75/162

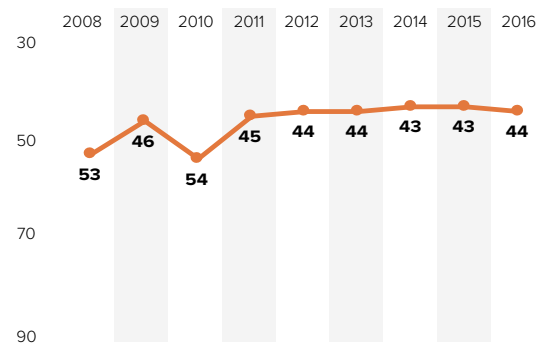
CROATIA | EASTERN EUROPE

	2008	2009	2010	2011	2012	2013	2014	2015	2016
HUMAN FREEDOM	7.40	7.59	7.41	7.69	7.68	7.69	7.74	7.78	7.71
ECONOMIC FREEDOM	6.72	6.78	6.68	6.90	6.93	6.90	7.00	7.04	6.96
PERSONAL FREEDOM	8.08	8.41	8.15	8.48	8.42	8.48	8.48	8.52	8.46
 Rule of Law	5.6	5.6	5.6	5.6	5.4	5.4	5.8	5.8	5.7
Procedural Justice	6.3	6.3	6.3	6.3	5.5	5.5	6.3	6.9	6.3
Civil Justice	5.1	5.1	5.1	5.1	5.2	5.2	5.4	5.3	5.7
Criminal Justice	5.3	5.3	5.3	5.3	5.5	5.5	5.8	5.4	5.1
 Security and Safety	9.8	9.8	9.8	9.8	9.8	9.8	9.9	9.9	9.9
Homicide	9.3	9.5	9.4	9.5	9.5	9.6	9.7	9.7	9.6
Disappearance, Conflict, Terrorism	10.0	10.0	10.0	10.0	10.0	9.9	10.0	10.0	10.0
Women Security, Safety	10.0	10.0	10.0	10.0	10.0	10.0	10.0	10.0	10.0
 Movement	10.0	10.0	8.3	10.0	10.0	10.0	10.0	10.0	10.0
Freedom of Domestic Movement	10.0	10.0	10.0	10.0	10.0	10.0	10.0	10.0	10.0
Freedom of Foreign Movement	10.0	10.0	5.0	10.0	10.0	10.0	10.0	10.0	10.0
Women's Freedom of Movement	10.0	10.0	10.0	10.0	10.0	10.0	10.0	10.0	10.0
 Religious Freedom	8.0	8.1	7.8	7.7	7.7	7.8	7.8	8.3	8.1
Freedom to Establish Religious Org.	-	-	-	7.5	7.5	7.5	7.5	7.5	7.5
Harassment and Physical Hostilities	9.3	9.4	9.6	9.5	9.8	9.9	9.8	9.4	9.1
Legal and Regulatory Restrictions	6.8	6.9	6.1	5.9	5.6	5.9	6.2	8.1	7.6
 Assoc., Assembly and Civil Society	-	-	-	9.5	9.5	10.0	9.0	9.0	9.0
Freedom of Association	-	-	-	10.0	10.0	10.0	10.0	10.0	10.0
Assembly and Demonstration	-	-	-	10.0	10.0	10.0	10.0	10.0	10.0
Est. & Operate Political Parties	-	-	-	10.0	10.0	10.0	7.5	7.5	7.5
Est. & Operate Professional Organizations	-	-	-	7.5	7.5	7.5	7.5	7.5	7.5
Est. & Operate Edu., Sporting and Cultural	-	-	-	10.0	10.0	10.0	10.0	10.0	10.0
 Expression and Information	5.8	8.3	8.2	9.0	9.0	9.0	8.6	8.6	8.6
Press Killed	0.0	10.0	10.0	10.0	10.0	10.0	10.0	10.0	10.0
Press Jailed	10.0	10.0	10.0	10.0	10.0	10.0	10.0	10.0	10.0
Laws and Reg. That Influence Media	7.0	7.0	7.0	7.0	7.0	7.0	7.0	7.0	7.0
Political Pressure, Control Media	6.3	6.0	5.8	6.0	6.0	6.0	6.0	5.5	5.8
Access to Cable and Satellite	-	-	-	10.0	10.0	10.0	10.0	10.0	10.0
Freedom of Access to Frgn. Info.	-	-	-	10.0	10.0	10.0	10.0	10.0	10.0
State Control over Internet Access	-	-	-	10.0	10.0	10.0	7.5	7.5	7.5
 Identity and Relationships	10.0	10.0	10.0	10.0	10.0	10.0	10.0	10.0	10.0
Legal Gender	-	-	-	-	-	-	-	10.0	10.0
Parental Rights	10.0	10.0	10.0	10.0	10.0	10.0	10.0	10.0	10.0
Same-Sex Relationships	10.0	10.0	10.0	10.0	10.0	10.0	10.0	10.0	10.0
Divorce	-	-	-	-	-	10.0	10.0	10.0	10.0

Human Freedom Score over Time



Human Freedom Ranking over Time



CYPRUS

EASTERN EUROPE

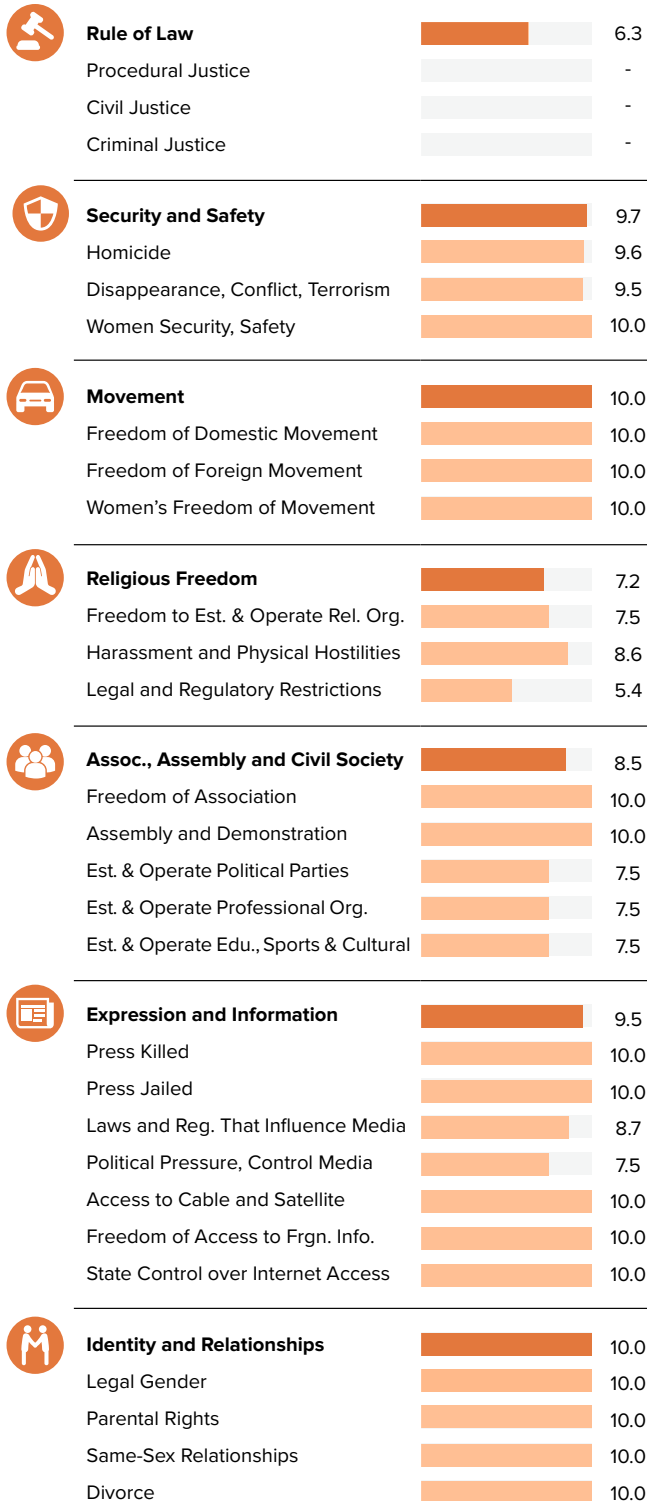
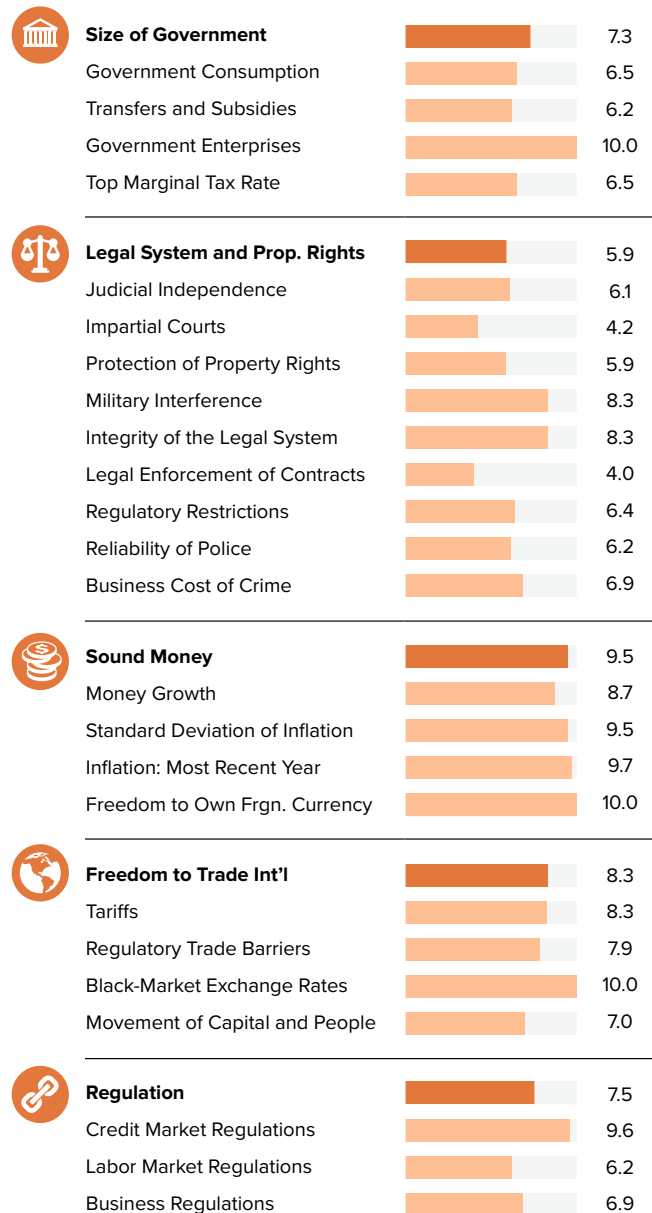
RANKING 30/162










Score 0–10

PERSONAL FREEDOM 8.51

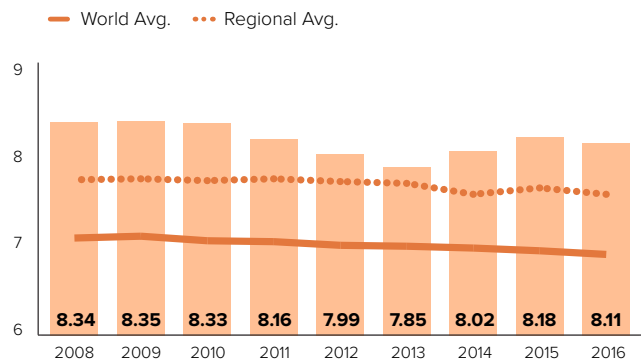
ECONOMIC FREEDOM 7.71

HUMAN FREEDOM 8.11**PERSONAL FREEDOM**Ranking
34/162**ECONOMIC FREEDOM**Ranking
18/162

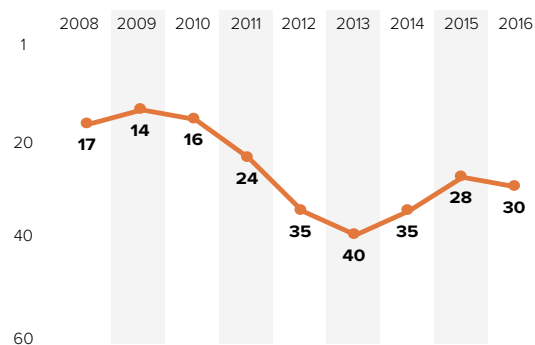
CYPRUS | EASTERN EUROPE

	2008	2009	2010	2011	2012	2013	2014	2015	2016
HUMAN FREEDOM	8.34	8.35	8.33	8.16	7.99	7.85	8.02	8.18	8.11
ECONOMIC FREEDOM	7.74	7.77	7.73	7.67	7.47	7.07	7.33	7.69	7.71
PERSONAL FREEDOM	8.95	8.92	8.94	8.66	8.51	8.63	8.70	8.67	8.51
 Rule of Law	7.1	7.1	7.1	7.1	6.8	6.8	6.8	6.9	6.3
Procedural Justice	-	-	-	-	-	-	-	-	-
Civil Justice	-	-	-	-	-	-	-	-	-
Criminal Justice	-	-	-	-	-	-	-	-	-
 Security and Safety	9.7	9.6	9.7	9.7	9.6	9.7	9.7	9.7	9.7
Homicide	9.7	9.3	9.7	9.7	9.2	9.6	9.6	9.5	9.6
Disappearance, Conflict, Terrorism	9.5	9.5	9.5	9.5	9.5	9.5	9.5	9.5	9.5
Women Security, Safety	10.0	10.0	10.0	10.0	10.0	10.0	10.0	10.0	10.0
 Movement	10.0	10.0	10.0	10.0	10.0	10.0	10.0	10.0	10.0
Freedom of Domestic Movement	10.0	10.0	10.0	10.0	10.0	10.0	10.0	10.0	10.0
Freedom of Foreign Movement	10.0	10.0	10.0	10.0	10.0	10.0	10.0	10.0	10.0
Women's Freedom of Movement	10.0	10.0	10.0	10.0	10.0	10.0	10.0	10.0	10.0
 Religious Freedom	8.9	9.0	8.8	8.0	7.7	7.8	8.0	7.5	7.2
Freedom to Establish Religious Org.	10.0	10.0	10.0	7.5	7.5	7.5	7.5	7.5	7.5
Harassment and Physical Hostilities	8.9	9.0	8.6	8.7	8.7	8.5	8.8	8.7	8.6
Legal and Regulatory Restrictions	7.9	7.9	7.8	7.8	7.0	7.5	7.7	6.3	5.4
 Assoc., Assembly and Civil Society	9.0	9.0	9.0	9.5	9.5	9.6	8.5	8.5	8.5
Freedom of Association	10.0	10.0	10.0	10.0	10.0	10.0	10.0	10.0	10.0
Assembly and Demonstration	10.0	10.0	10.0	10.0	10.0	10.0	10.0	10.0	10.0
Est. & Operate Political Parties	10.0	10.0	10.0	8.8	8.8	8.8	7.5	7.5	7.5
Est. & Operate Professional Organizations	5.0	5.0	5.0	10.0	10.0	10.0	7.5	7.5	7.5
Est. & Operate Edu., Sporting and Cultural	10.0	10.0	10.0	8.8	8.8	8.8	7.5	7.5	7.5
 Expression and Information	9.4	9.4	9.4	9.4	9.4	9.4	9.4	9.4	9.5
Press Killed	10.0	10.0	10.0	10.0	10.0	10.0	10.0	10.0	10.0
Press Jailed	10.0	10.0	10.0	10.0	10.0	10.0	10.0	10.0	10.0
Laws and Reg. That Influence Media	8.3	8.3	8.3	8.3	8.0	8.3	8.3	8.3	8.7
Political Pressure, Control Media	7.8	7.8	7.8	7.8	7.5	7.3	7.3	7.5	7.5
Access to Cable and Satellite	10.0	10.0	10.0	10.0	10.0	10.0	10.0	10.0	10.0
Freedom of Access to Frgn. Info.	10.0	10.0	10.0	10.0	10.0	10.0	10.0	10.0	10.0
State Control over Internet Access	10.0	10.0	10.0	10.0	10.0	10.0	10.0	10.0	10.0
 Identity and Relationships	10.0	10.0	10.0	7.5	7.5	8.3	10.0	10.0	10.0
Legal Gender	-	-	-	-	-	-	-	10.0	10.0
Parental Rights	10.0	10.0	10.0	10.0	10.0	10.0	10.0	10.0	10.0
Same-Sex Relationships	10.0	10.0	10.0	5.0	5.0	5.0	10.0	10.0	10.0
Divorce	-	-	-	-	-	10.0	10.0	10.0	10.0

Human Freedom Score over Time



Human Freedom Ranking over Time



CZECH REPUBLIC

EASTERN EUROPE

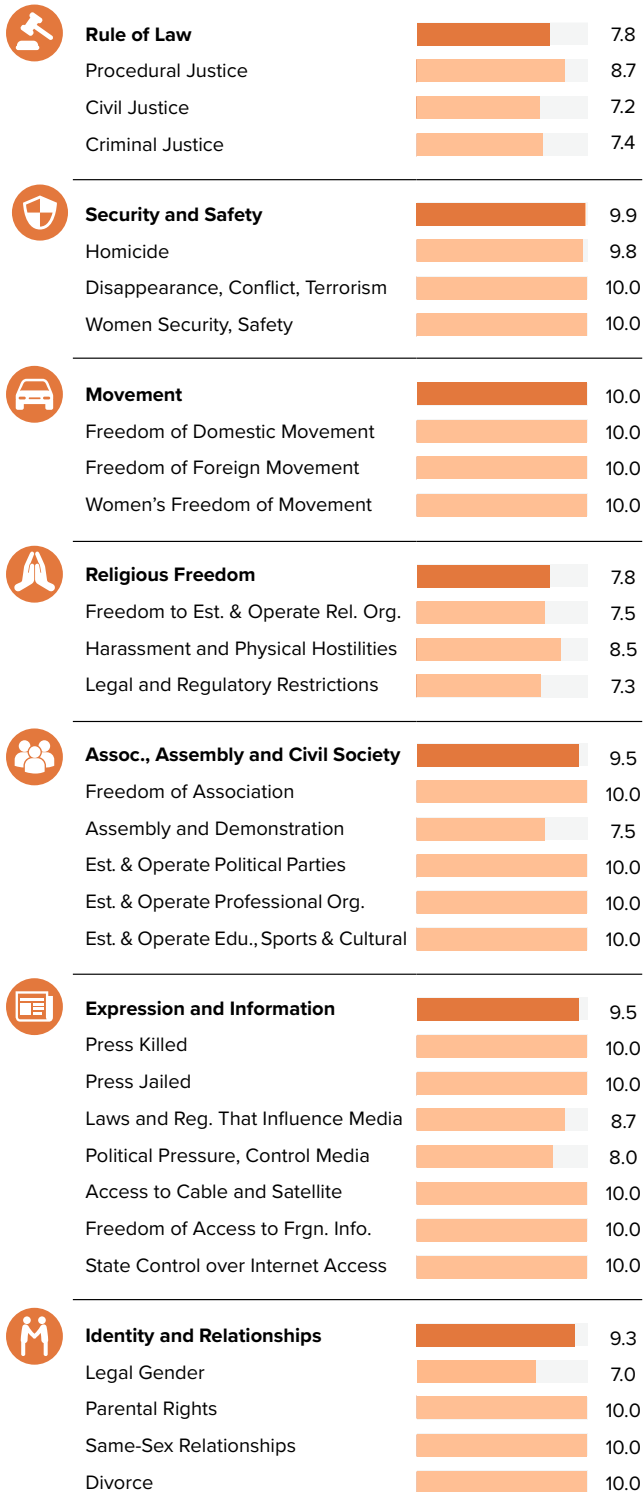
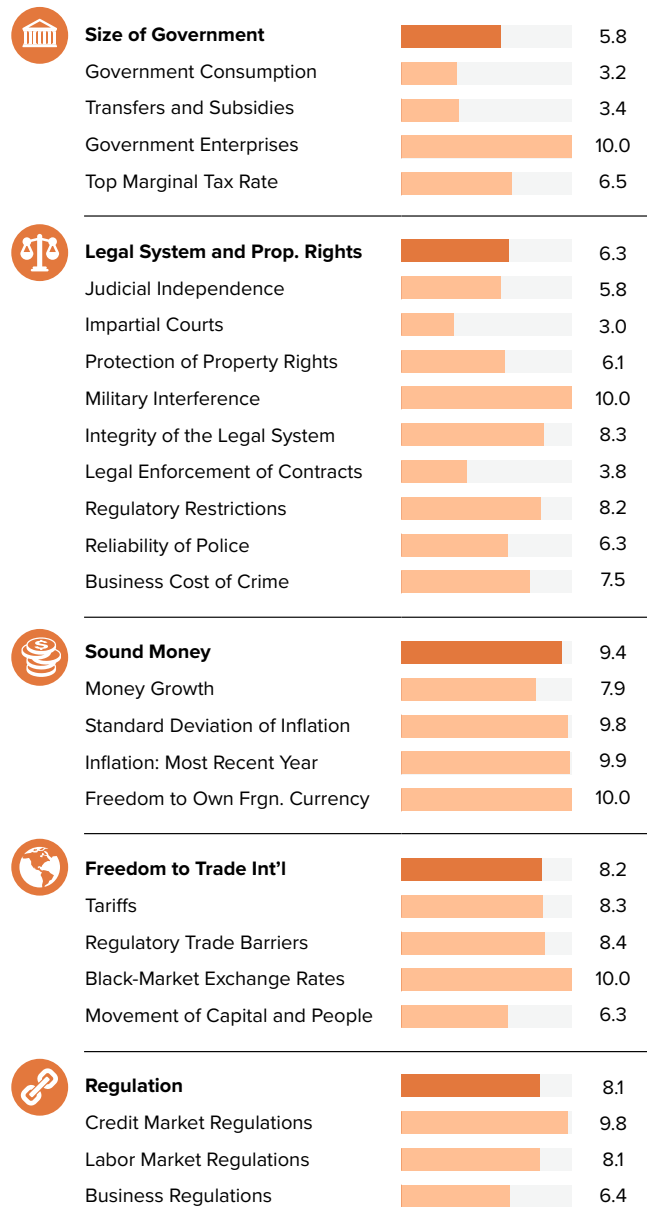
RANKING 21/162



Score 0–10

PERSONAL FREEDOM 9.03

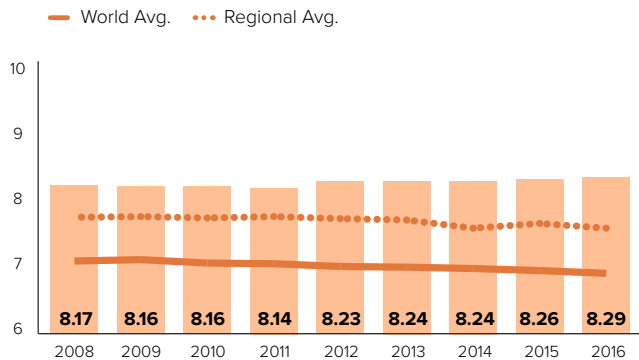
ECONOMIC FREEDOM 7.56

HUMAN FREEDOM 8.29**PERSONAL FREEDOM**Ranking
16/162**ECONOMIC FREEDOM**Ranking
30/162

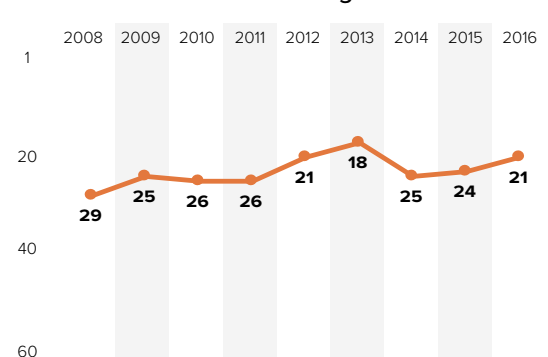
CZECH REPUBLIC | EASTERN EUROPE

	2008	2009	2010	2011	2012	2013	2014	2015	2016
HUMAN FREEDOM	8.17	8.16	8.16	8.14	8.23	8.24	8.24	8.26	8.29
ECONOMIC FREEDOM	7.21	7.17	7.22	7.26	7.42	7.37	7.46	7.49	7.56
PERSONAL FREEDOM	9.13	9.15	9.09	9.02	9.03	9.11	9.02	9.04	9.03
Rule of Law	7.3	7.3	7.3	7.3	7.3	7.3	7.4	7.6	7.8
Procedural Justice	8.3	8.3	8.3	8.3	8.6	8.6	8.5	8.3	8.7
Civil Justice	6.5	6.5	6.5	6.5	6.5	6.5	6.9	7.3	7.2
Criminal Justice	7.0	7.0	7.0	7.0	6.8	6.8	6.9	7.3	7.4
Security and Safety	9.8	9.9	9.7	9.7	9.7	9.7	9.7	9.9	9.9
Homicide	9.6	9.6	9.6	9.7	9.6	9.7	9.7	9.7	9.8
Disappearance, Conflict, Terrorism	9.9	10.0	9.5	9.5	9.5	9.5	9.5	10.0	10.0
Women Security, Safety	10.0	10.0	10.0	10.0	10.0	10.0	10.0	10.0	10.0
Movement	10.0	10.0	10.0	10.0	10.0	10.0	10.0	10.0	10.0
Freedom of Domestic Movement	10.0	10.0	10.0	10.0	10.0	10.0	10.0	10.0	10.0
Freedom of Foreign Movement	10.0	10.0	10.0	10.0	10.0	10.0	10.0	10.0	10.0
Women's Freedom of Movement	-	-	-	-	-	10.0	10.0	10.0	10.0
Religious Freedom	8.9	9.0	8.9	8.9	9.1	9.1	8.2	8.3	7.8
Freedom to Establish Religious Org.	10.0	10.0	10.0	10.0	10.0	10.0	7.5	7.5	7.5
Harassment and Physical Hostilities	9.0	9.1	8.7	8.8	9.3	9.3	9.4	8.8	8.5
Legal and Regulatory Restrictions	7.8	8.1	7.9	7.8	8.1	7.9	7.9	8.5	7.3
Assoc., Assembly and Civil Society	10.0	10.0	10.0	9.3	9.3	10.0	9.5	9.5	9.5
Freedom of Association	10.0	10.0	10.0	10.0	10.0	10.0	10.0	10.0	10.0
Assembly and Demonstration	10.0	10.0	10.0	10.0	10.0	10.0	7.5	7.5	7.5
Est. & Operate Political Parties	10.0	10.0	10.0	8.8	8.8	8.8	10.0	10.0	10.0
Est. & Operate Professional Organizations	10.0	10.0	10.0	7.5	7.5	7.5	10.0	10.0	10.0
Est. & Operate Edu., Sporting and Cultural	10.0	10.0	10.0	10.0	10.0	10.0	10.0	10.0	10.0
Expression and Information	9.6	9.6	9.5	9.5	9.5	9.5	9.5	9.5	9.5
Press Killed	10.0	10.0	10.0	10.0	10.0	10.0	10.0	10.0	10.0
Press Jailed	10.0	10.0	10.0	10.0	10.0	10.0	10.0	10.0	10.0
Laws and Reg. That Influence Media	8.7	8.7	8.7	8.7	8.7	8.7	8.7	8.7	8.7
Political Pressure, Control Media	8.3	8.3	8.0	8.0	8.0	8.0	8.0	8.0	8.0
Access to Cable and Satellite	10.0	10.0	10.0	10.0	10.0	10.0	10.0	10.0	10.0
Freedom of Access to Frgn. Info.	10.0	10.0	10.0	10.0	10.0	10.0	10.0	10.0	10.0
State Control over Internet Access	10.0	10.0	10.0	10.0	10.0	10.0	10.0	10.0	10.0
Identity and Relationships	10.0	10.0	10.0	10.0	10.0	10.0	10.0	9.3	9.3
Legal Gender	-	-	-	-	-	-	-	7.0	7.0
Parental Rights	10.0	10.0	10.0	10.0	10.0	10.0	10.0	10.0	10.0
Same-Sex Relationships	10.0	10.0	10.0	10.0	10.0	10.0	10.0	10.0	10.0
Divorce	-	-	-	-	-	10.0	10.0	10.0	10.0

Human Freedom Score over Time



Human Freedom Ranking over Time



DENMARK

WESTERN EUROPE

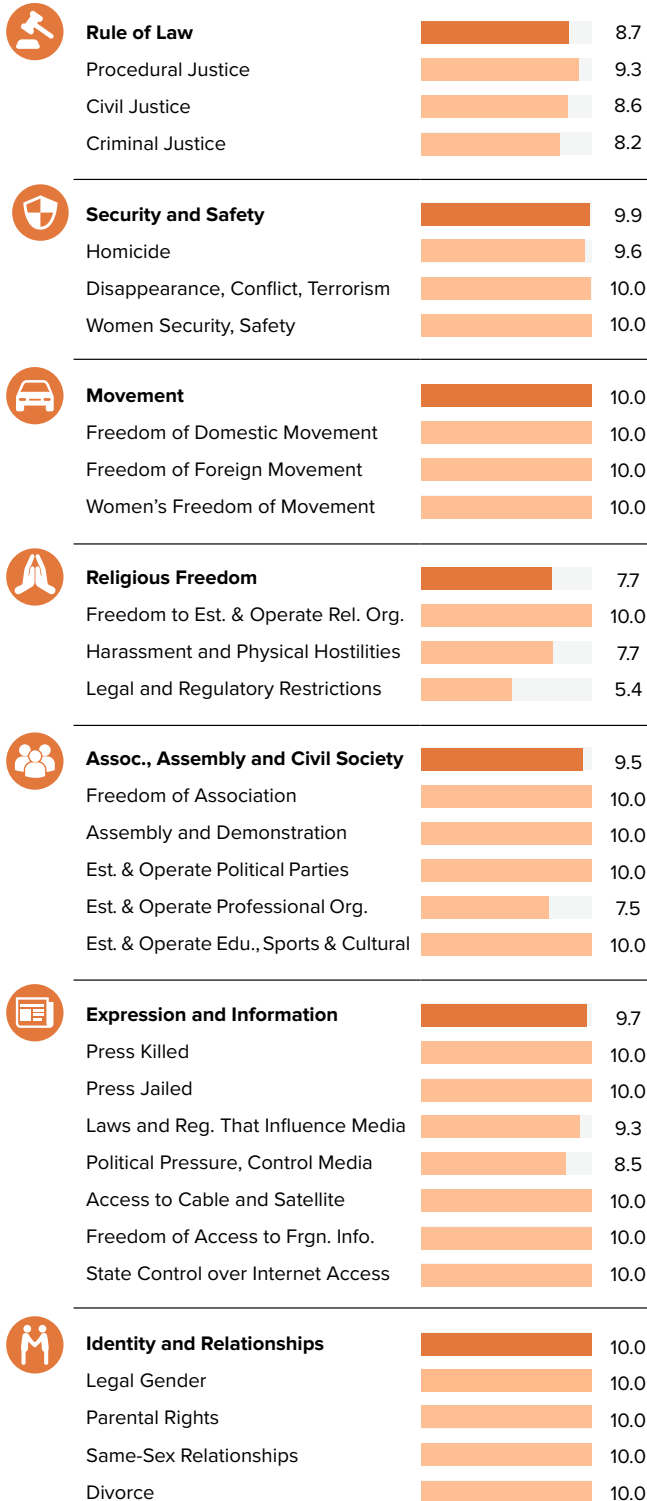
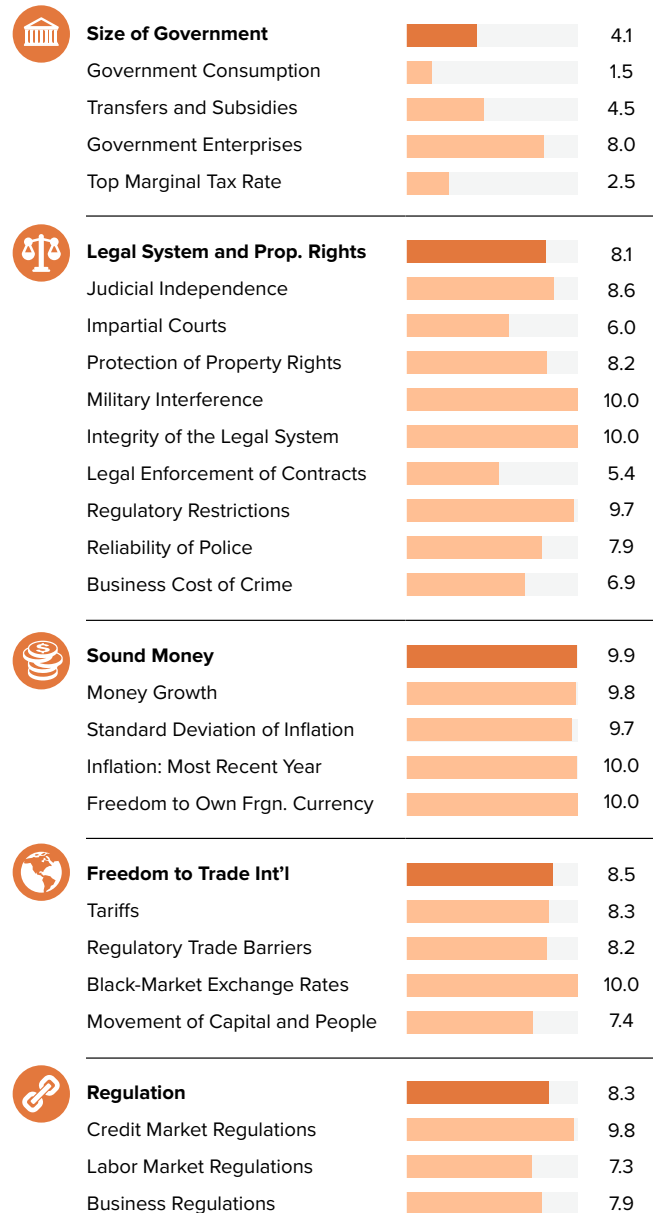
RANKING 6/162










Score 0–10

PERSONAL FREEDOM 9.33

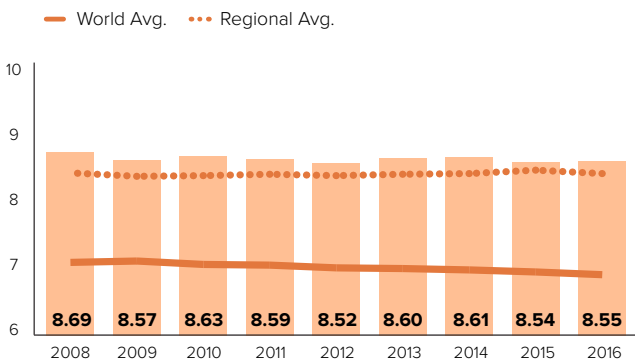
ECONOMIC FREEDOM 7.77

HUMAN FREEDOM 8.55**PERSONAL FREEDOM**Ranking
4/162**ECONOMIC FREEDOM**Ranking
16/162

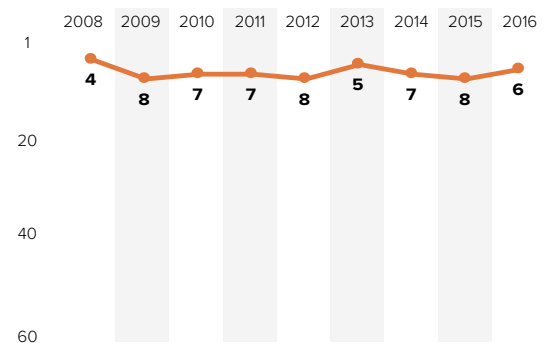
DENMARK | WESTERN EUROPE

	2008	2009	2010	2011	2012	2013	2014	2015	2016
HUMAN FREEDOM	8.69	8.57	8.63	8.59	8.52	8.60	8.61	8.54	8.55
ECONOMIC FREEDOM	7.88	7.66	7.77	7.71	7.56	7.68	7.81	7.75	7.77
PERSONAL FREEDOM	9.49	9.48	9.49	9.47	9.49	9.52	9.41	9.34	9.33
 Rule of Law	8.6	8.6	8.6	8.6	8.6	8.6	8.6	8.7	8.7
Procedural Justice	9.4	9.4	9.4	9.4	9.3	9.3	9.0	9.6	9.3
Civil Justice	7.9	7.9	7.9	7.9	8.2	8.2	8.3	8.4	8.6
Criminal Justice	8.7	8.7	8.7	8.7	8.4	8.4	8.4	8.2	8.2
 Security and Safety	9.8	9.8	9.8	9.8	9.8	9.9	9.8	9.8	9.9
Homicide	9.6	9.7	9.7	9.7	9.7	9.7	9.5	9.6	9.6
Disappearance, Conflict, Terrorism	10.0	10.0	10.0	10.0	10.0	10.0	10.0	9.9	10.0
Women Security, Safety	9.8	9.8	9.8	9.8	9.8	10.0	10.0	10.0	10.0
 Movement	10.0	10.0	10.0	10.0	10.0	10.0	10.0	10.0	10.0
Freedom of Domestic Movement	10.0	10.0	10.0	10.0	10.0	10.0	10.0	10.0	10.0
Freedom of Foreign Movement	10.0	10.0	10.0	10.0	10.0	10.0	10.0	10.0	10.0
Women's Freedom of Movement	10.0	10.0	10.0	10.0	10.0	10.0	10.0	10.0	10.0
 Religious Freedom	9.2	9.0	9.1	9.0	9.0	9.2	8.9	7.7	7.7
Freedom to Establish Religious Org.	10.0	10.0	10.0	10.0	10.0	10.0	10.0	10.0	10.0
Harassment and Physical Hostilities	9.1	9.1	8.9	8.8	9.1	9.0	8.8	7.9	7.7
Legal and Regulatory Restrictions	8.3	8.0	8.3	8.1	7.9	8.6	7.8	5.4	5.4
 Assoc., Assembly and Civil Society	10.0	10.0	10.0	10.0	10.0	10.0	9.5	9.5	9.5
Freedom of Association	10.0	10.0	10.0	10.0	10.0	10.0	10.0	10.0	10.0
Assembly and Demonstration	10.0	10.0	10.0	10.0	10.0	10.0	10.0	10.0	10.0
Est. & Operate Political Parties	10.0	10.0	10.0	10.0	10.0	10.0	10.0	10.0	10.0
Est. & Operate Professional Organizations	10.0	10.0	10.0	10.0	10.0	10.0	7.5	7.5	7.5
Est. & Operate Edu., Sporting and Cultural	10.0	10.0	10.0	10.0	10.0	10.0	10.0	10.0	10.0
 Expression and Information	9.8	9.8	9.7	9.7	9.7	9.7	9.7	9.7	9.7
Press Killed	10.0	10.0	10.0	10.0	10.0	10.0	10.0	10.0	10.0
Press Jailed	10.0	10.0	10.0	10.0	10.0	10.0	10.0	10.0	10.0
Laws and Reg. That Influence Media	9.3	9.3	9.3	9.3	9.3	9.3	9.3	9.3	9.3
Political Pressure, Control Media	9.0	9.0	8.5	8.8	8.8	8.8	8.8	8.5	8.5
Access to Cable and Satellite	10.0	10.0	10.0	10.0	10.0	10.0	10.0	10.0	10.0
Freedom of Access to Frgn. Info.	10.0	10.0	10.0	10.0	10.0	10.0	10.0	10.0	10.0
State Control over Internet Access	10.0	10.0	10.0	10.0	10.0	10.0	10.0	10.0	10.0
 Identity and Relationships	10.0	10.0	10.0	10.0	10.0	10.0	10.0	10.0	10.0
Legal Gender	-	-	-	-	-	-	-	10.0	10.0
Parental Rights	10.0	10.0	10.0	10.0	10.0	10.0	10.0	10.0	10.0
Same-Sex Relationships	10.0	10.0	10.0	10.0	10.0	10.0	10.0	10.0	10.0
Divorce	-	-	-	-	-	10.0	10.0	10.0	10.0

Human Freedom Score over Time



Human Freedom Ranking over Time



DOMINICAN REP.

LATIN AMERICA & THE CARIBBEAN

RANKING 69/162



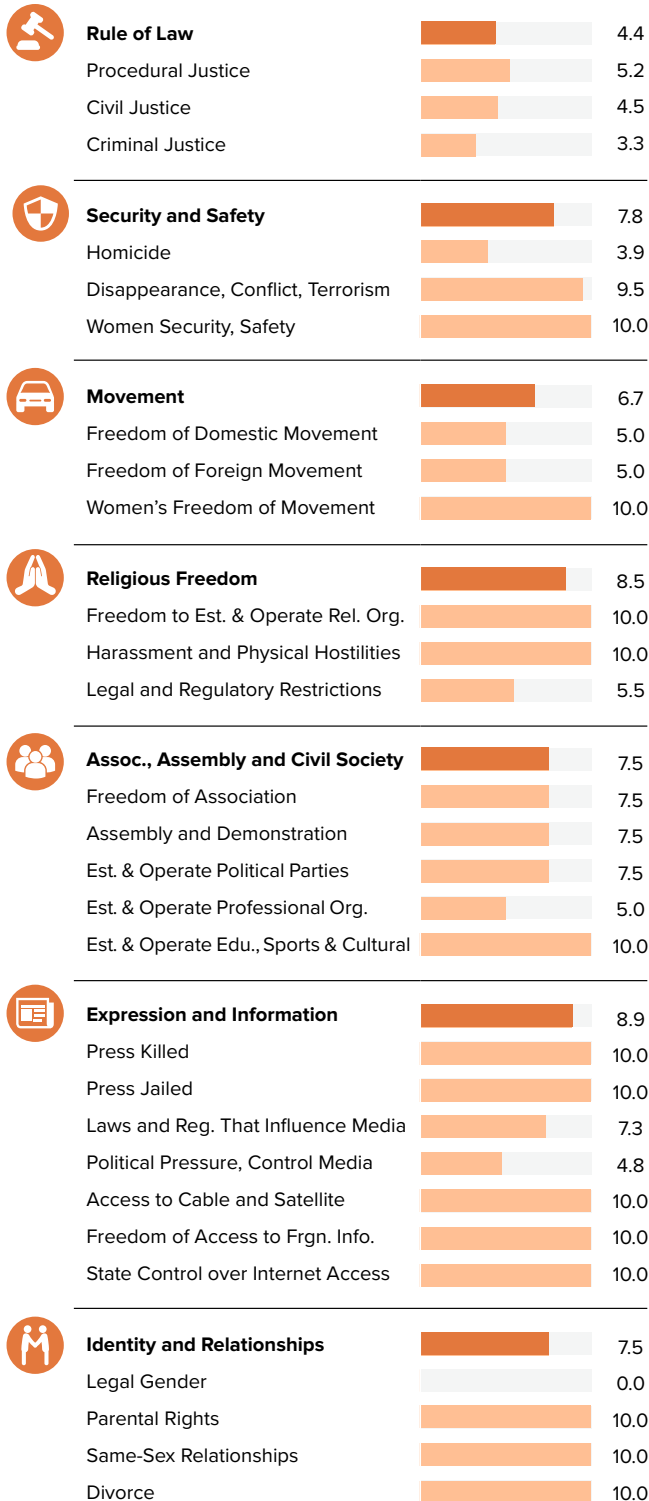
Score 0–10

PERSONAL FREEDOM 6.94

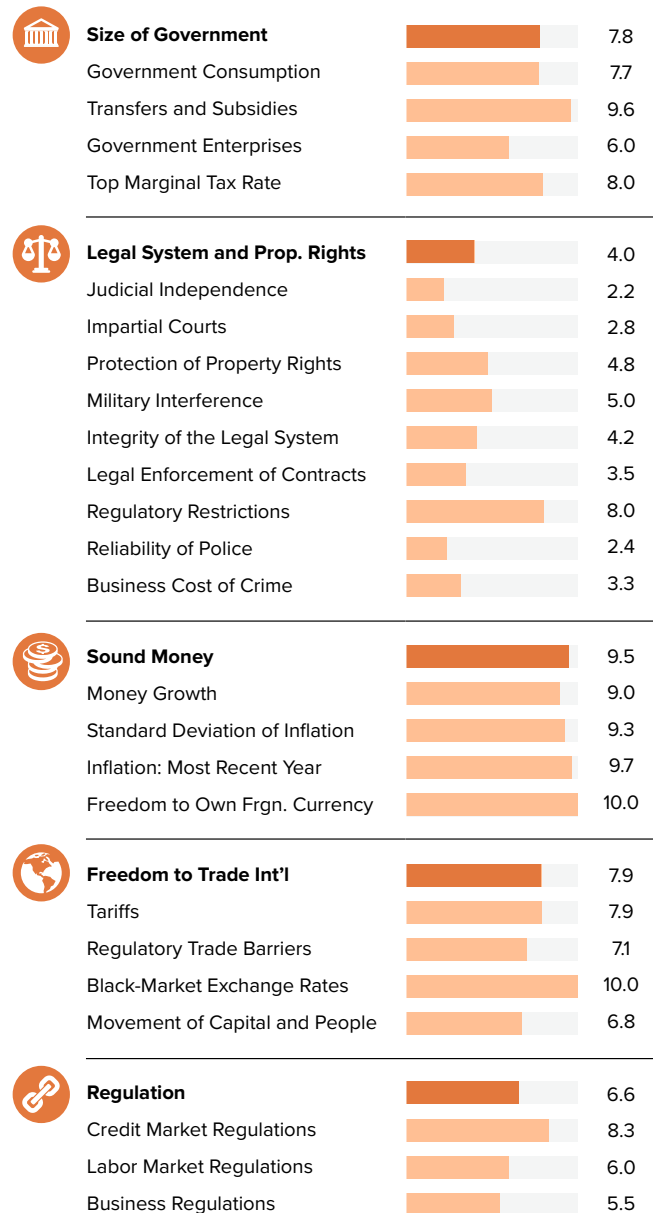
ECONOMIC FREEDOM 7.18

HUMAN FREEDOM 7.06








PERSONAL FREEDOM

Ranking
81/162

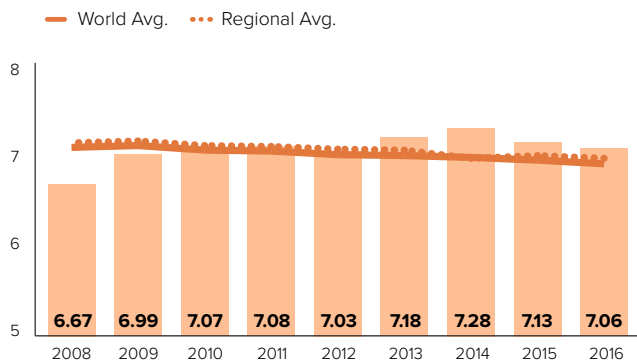
ECONOMIC FREEDOM

Ranking
62/162

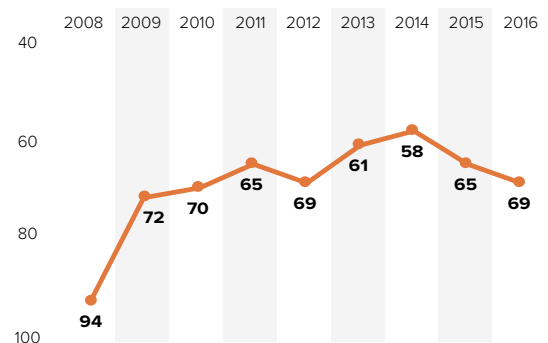
DOMINICAN REP. | LATIN AMERICA & THE CARIBBEAN

	2008	2009	2010	2011	2012	2013	2014	2015	2016
HUMAN FREEDOM	6.67	6.99	7.07	7.08	7.03	7.18	7.28	7.13	7.06
ECONOMIC FREEDOM	6.46	6.95	7.16	7.18	7.03	7.24	7.26	7.24	7.18
PERSONAL FREEDOM	6.88	7.04	6.97	6.97	7.03	7.11	7.29	7.02	6.94
 Rule of Law	5.1	5.1	5.1	5.1	4.5	4.5	4.6	4.5	4.4
Procedural Justice	5.6	5.6	5.6	5.6	4.9	4.9	5.1	5.5	5.2
Civil Justice	5.1	5.1	5.1	5.1	4.8	4.8	5.1	4.6	4.5
Criminal Justice	4.7	4.7	4.7	4.7	3.8	3.8	3.7	3.4	3.3
 Security and Safety	6.7	6.8	6.5	6.5	6.9	7.3	7.5	7.8	7.8
Homicide	0.1	0.3	0.0	0.0	1.1	2.3	3.0	3.9	3.9
Disappearance, Conflict, Terrorism	10.0	10.0	9.5	9.5	9.5	9.5	9.5	9.5	9.5
Women Security, Safety	10.0	10.0	10.0	10.0	10.0	10.0	10.0	10.0	10.0
 Movement	6.7	6.7	6.7	6.7	6.7	6.7	6.7	6.7	6.7
Freedom of Domestic Movement	5.0	5.0	5.0	5.0	5.0	5.0	5.0	5.0	5.0
Freedom of Foreign Movement	5.0	5.0	5.0	5.0	5.0	5.0	5.0	5.0	5.0
Women's Freedom of Movement	10.0	10.0	10.0	10.0	10.0	10.0	10.0	10.0	10.0
 Religious Freedom	8.1	8.1	8.1	9.1	8.9	9.1	9.5	9.0	8.5
Freedom to Establish Religious Org.	6.3	6.3	6.3	8.8	8.8	8.8	10.0	10.0	10.0
Harassment and Physical Hostilities	9.8	9.7	9.7	9.8	9.7	9.8	9.8	10.0	10.0
Legal and Regulatory Restrictions	8.3	8.3	8.3	8.7	8.2	8.8	8.8	6.9	5.5
 Assoc., Assembly and Civil Society	7.0	7.0	7.0	7.5	7.5	7.1	7.5	7.5	7.5
Freedom of Association	7.5	7.5	7.5	7.5	7.5	7.5	7.5	7.5	7.5
Assembly and Demonstration	7.5	7.5	7.5	5.0	5.0	5.0	7.5	7.5	7.5
Est. & Operate Political Parties	5.0	5.0	5.0	8.8	8.8	8.8	7.5	7.5	7.5
Est. & Operate Professional Organizations	8.3	8.3	8.3	7.5	7.5	7.5	5.0	5.0	5.0
Est. & Operate Edu., Sporting and Cultural	6.7	6.7	6.7	8.8	8.8	8.8	10.0	10.0	10.0
 Expression and Information	7.5	9.0	9.0	7.5	9.0	8.9	8.9	8.9	8.9
Press Killed	0.0	10.0	10.0	0.0	10.0	10.0	10.0	10.0	10.0
Press Jailed	10.0	10.0	10.0	10.0	10.0	10.0	10.0	10.0	10.0
Laws and Reg. That Influence Media	7.3	7.3	7.7	7.7	7.7	7.3	7.3	7.3	7.3
Political Pressure, Control Media	5.3	5.5	5.0	4.8	5.0	5.0	4.8	4.8	4.8
Access to Cable and Satellite	10.0	10.0	10.0	10.0	10.0	10.0	10.0	10.0	10.0
Freedom of Access to Frgn. Info.	10.0	10.0	10.0	10.0	10.0	10.0	10.0	10.0	10.0
State Control over Internet Access	10.0	10.0	10.0	10.0	10.0	10.0	10.0	10.0	10.0
 Identity and Relationships	10.0	10.0	10.0	10.0	10.0	10.0	10.0	7.5	7.5
Legal Gender	-	-	-	-	-	-	-	0.0	0.0
Parental Rights	10.0	10.0	10.0	10.0	10.0	10.0	10.0	10.0	10.0
Same-Sex Relationships	10.0	10.0	10.0	10.0	10.0	10.0	10.0	10.0	10.0
Divorce	-	-	-	-	-	10.0	10.0	10.0	10.0

Human Freedom Score over Time



Human Freedom Ranking over Time



ECUADOR

LATIN AMERICA & THE CARIBBEAN

RANKING 83/162



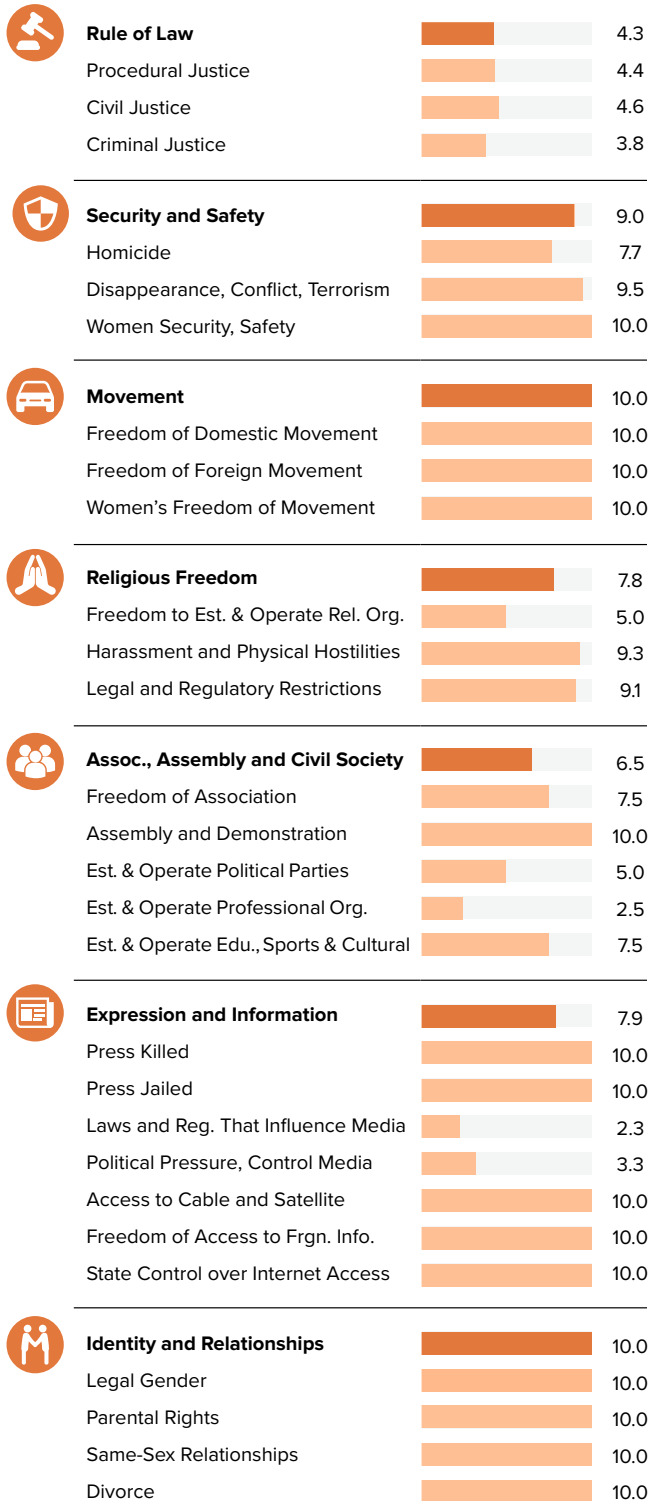
Score 0–10

PERSONAL FREEDOM 7.55

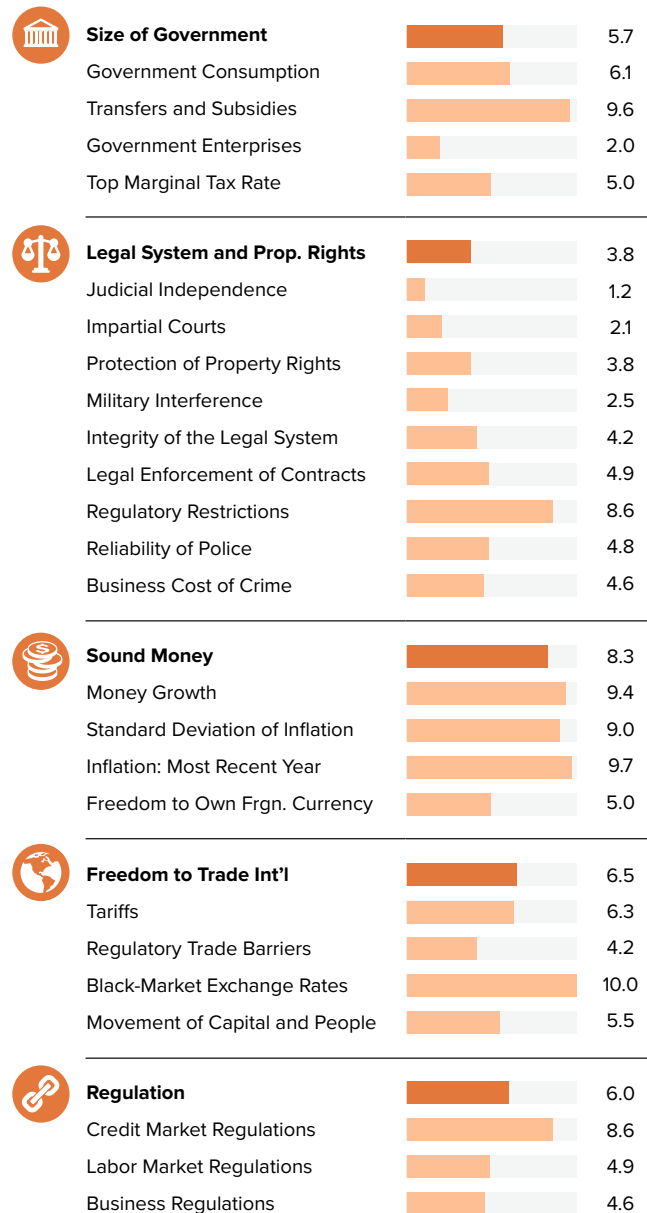
ECONOMIC FREEDOM 6.06

HUMAN FREEDOM 6.81

PERSONAL FREEDOM

Ranking
59/162

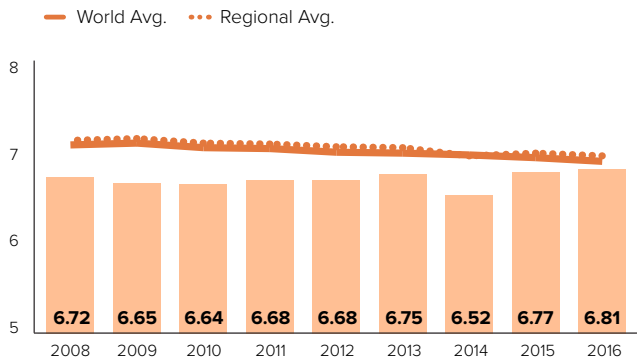
ECONOMIC FREEDOM

Ranking
127/162

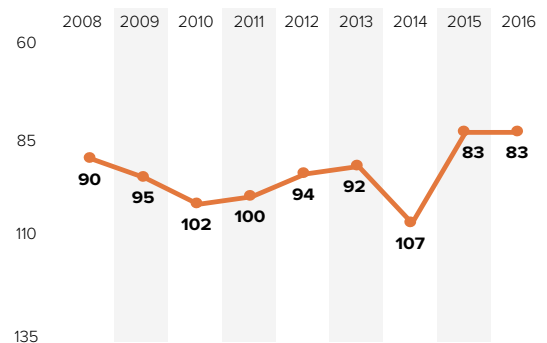
ECUADOR | LATIN AMERICA & THE CARIBBEAN

	2008	2009	2010	2011	2012	2013	2014	2015	2016
HUMAN FREEDOM	6.72	6.65	6.64	6.68	6.68	6.75	6.52	6.77	6.81
ECONOMIC FREEDOM	6.02	5.92	5.87	5.88	6.03	5.88	5.66	6.09	6.06
PERSONAL FREEDOM	7.42	7.38	7.41	7.48	7.33	7.63	7.39	7.45	7.55
Rule of Law	4.6	4.6	4.6	4.6	4.0	4.0	4.2	4.2	4.3
Procedural Justice	5.3	5.3	5.3	5.3	4.7	4.7	5.0	4.6	4.4
Civil Justice	4.2	4.2	4.2	4.2	4.1	4.1	4.1	4.4	4.6
Criminal Justice	4.4	4.4	4.4	4.4	3.3	3.3	3.5	3.6	3.8
Security and Safety	7.3	7.3	7.3	7.6	8.0	8.2	8.6	8.8	9.0
Homicide	2.8	2.9	3.0	3.8	5.0	5.6	6.7	7.4	7.7
Disappearance, Conflict, Terrorism	9.0	9.0	9.0	9.0	9.0	9.0	9.0	9.0	9.5
Women Security, Safety	10.0	10.0	10.0	10.0	10.0	10.0	10.0	10.0	10.0
Movement	10.0	10.0	10.0	10.0	10.0	10.0	10.0	10.0	10.0
Freedom of Domestic Movement	10.0	10.0	10.0	10.0	10.0	10.0	10.0	10.0	10.0
Freedom of Foreign Movement	10.0	10.0	10.0	10.0	10.0	10.0	10.0	10.0	10.0
Women's Freedom of Movement	10.0	10.0	10.0	10.0	10.0	10.0	10.0	10.0	10.0
Religious Freedom	8.9	8.5	8.9	8.6	8.6	8.5	7.5	7.6	7.8
Freedom to Establish Religious Org.	8.3	8.3	8.3	8.8	8.8	8.8	5.0	5.0	5.0
Harassment and Physical Hostilities	10.0	9.9	9.9	9.8	9.9	9.9	9.9	9.6	9.3
Legal and Regulatory Restrictions	8.3	7.2	8.3	7.1	7.1	6.9	7.7	8.2	9.1
Assoc., Assembly and Civil Society	7.1	7.1	7.1	7.5	7.5	9.2	6.5	6.5	6.5
Freedom of Association	10.0	10.0	10.0	10.0	10.0	10.0	7.5	7.5	7.5
Assembly and Demonstration	10.0	10.0	10.0	10.0	10.0	10.0	10.0	10.0	10.0
Est. & Operate Political Parties	7.1	7.1	7.1	5.0	5.0	5.0	5.0	5.0	5.0
Est. & Operate Professional Organizations	0.0	0.0	0.0	5.0	5.0	5.0	2.5	2.5	2.5
Est. & Operate Edu., Sporting and Cultural	8.3	8.3	8.3	7.5	7.5	7.5	7.5	7.5	7.5
Expression and Information	8.5	8.5	8.4	8.2	7.2	8.1	8.0	7.9	7.9
Press Killed	10.0	10.0	10.0	10.0	3.5	10.0	10.0	10.0	10.0
Press Jailed	9.3	10.0	10.0	10.0	10.0	10.0	10.0	10.0	10.0
Laws and Reg. That Influence Media	5.0	4.7	4.3	3.3	3.0	2.7	2.3	2.3	2.3
Political Pressure, Control Media	5.5	5.0	4.3	4.0	3.8	3.8	3.5	3.3	3.3
Access to Cable and Satellite	10.0	10.0	10.0	10.0	10.0	10.0	10.0	10.0	10.0
Freedom of Access to Frgn. Info.	10.0	10.0	10.0	10.0	10.0	10.0	10.0	10.0	10.0
State Control over Internet Access	10.0	10.0	10.0	10.0	10.0	10.0	10.0	10.0	10.0
Identity and Relationships	10.0	10.0	10.0	10.0	10.0	10.0	10.0	10.0	10.0
Legal Gender	-	-	-	-	-	-	-	10.0	10.0
Parental Rights	10.0	10.0	10.0	10.0	10.0	10.0	10.0	10.0	10.0
Same-Sex Relationships	10.0	10.0	10.0	10.0	10.0	10.0	10.0	10.0	10.0
Divorce	-	-	-	-	-	10.0	10.0	10.0	10.0

Human Freedom Score over Time



Human Freedom Ranking over Time



EGYPT

MIDDLE EAST & NORTH AFRICA
RANKING 156/162



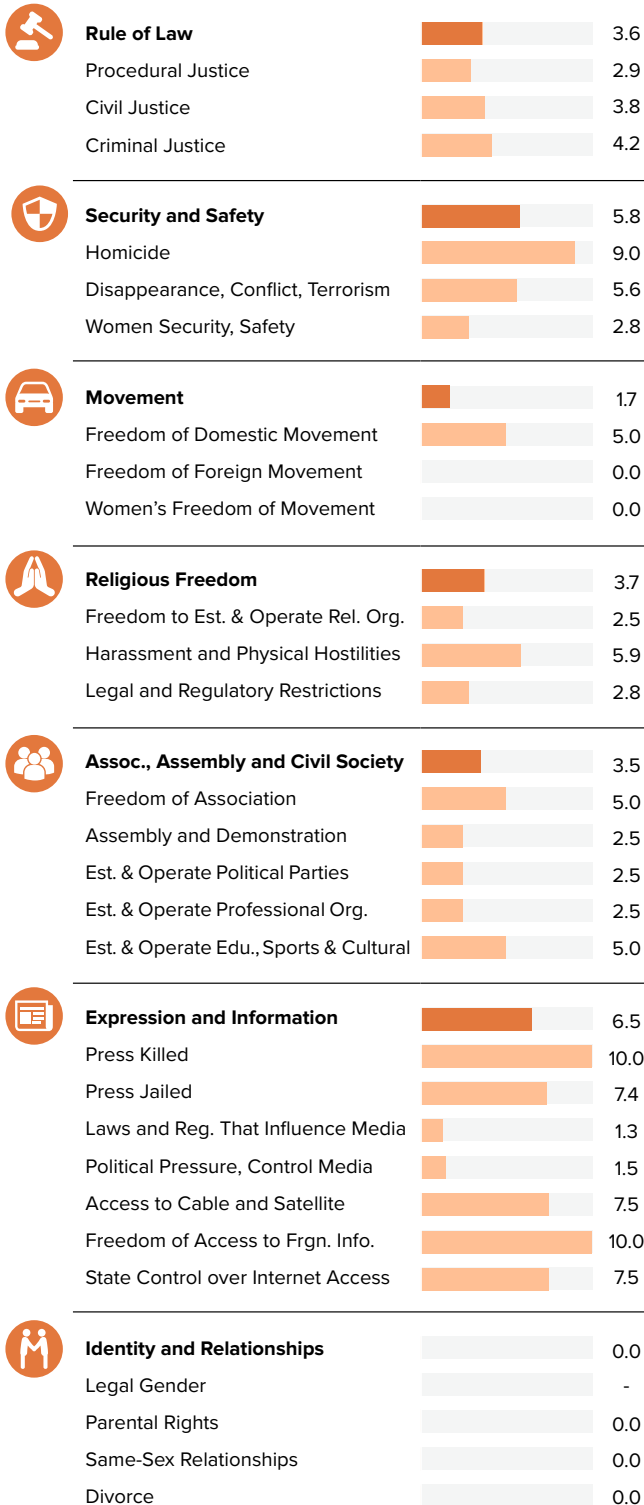
Score 0–10

PERSONAL FREEDOM 3.89

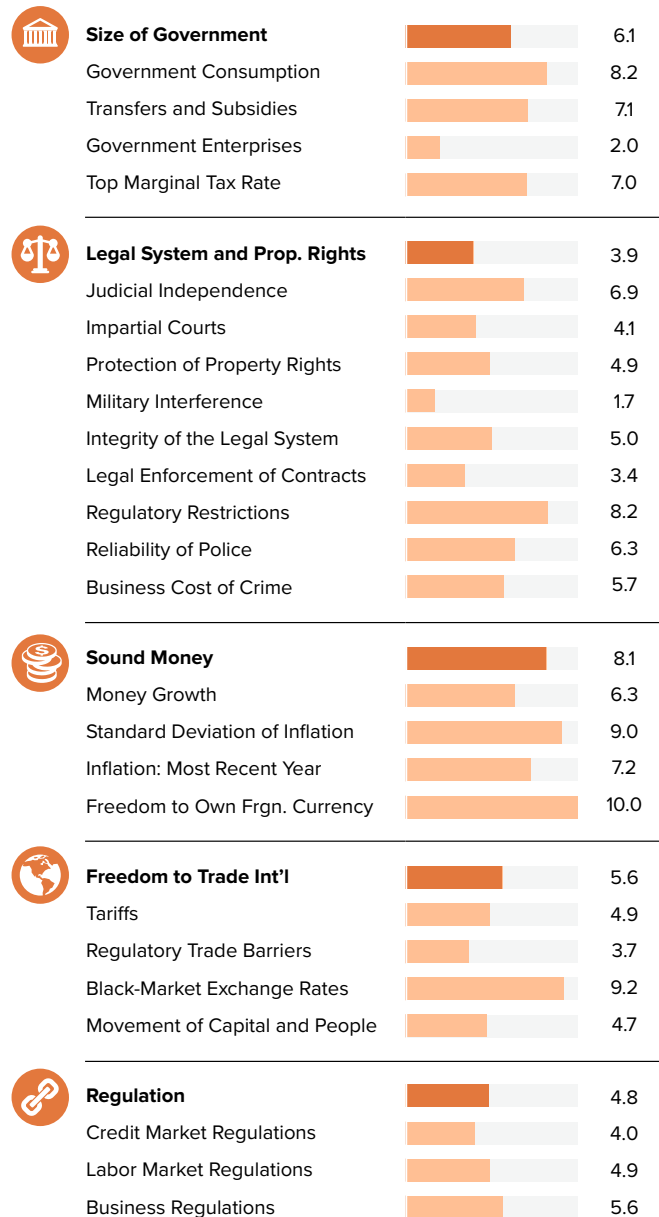
ECONOMIC FREEDOM 5.72

HUMAN FREEDOM 4.81








PERSONAL FREEDOM

Ranking
158/162

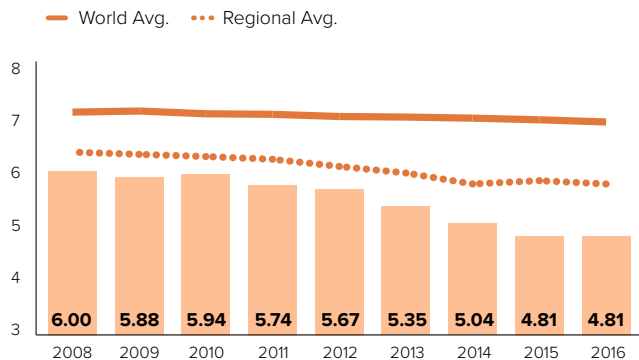
ECONOMIC FREEDOM

Ranking
147/162

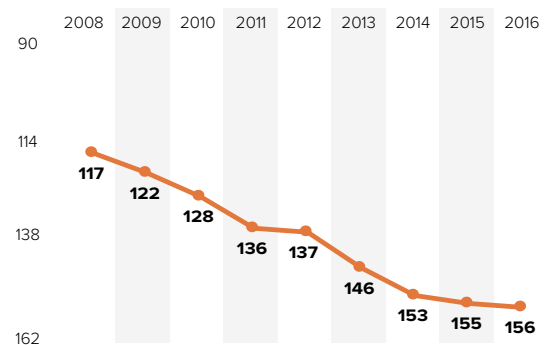
EGYPT | MIDDLE EAST & NORTH AFRICA

	2008	2009	2010	2011	2012	2013	2014	2015	2016
HUMAN FREEDOM	6.00	5.88	5.94	5.74	5.67	5.35	5.04	4.81	4.81
ECONOMIC FREEDOM	6.43	6.21	6.35	6.18	6.14	6.01	5.78	5.77	5.72
PERSONAL FREEDOM	5.58	5.55	5.54	5.29	5.20	4.70	4.30	3.85	3.89
 Rule of Law	4.2	4.2	4.2	4.2	3.7	3.7	3.5	3.5	3.6
Procedural Justice	3.3	3.3	3.3	3.3	3.1	3.1	2.3	2.4	2.9
Civil Justice	4.7	4.7	4.7	4.7	3.9	3.9	3.9	3.8	3.8
Criminal Justice	4.5	4.5	4.5	4.5	4.1	4.1	4.3	4.3	4.2
 Security and Safety	7.4	7.2	7.3	6.4	6.5	5.9	6.2	5.6	5.8
Homicide	9.5	9.6	9.1	8.7	9.0	9.0	9.0	9.0	9.0
Disappearance, Conflict, Terrorism	9.0	8.5	9.0	6.9	6.9	6.0	6.9	5.0	5.6
Women Security, Safety	3.7	3.7	3.7	3.6	3.6	2.8	2.8	2.8	2.8
 Movement	6.7	6.7	6.7	3.3	3.3	3.3	1.7	1.7	1.7
Freedom of Domestic Movement	10.0	0.0	10.0	0.0	0.0	0.0	5.0	5.0	5.0
Freedom of Foreign Movement	0.0	10.0	0.0	10.0	10.0	10.0	0.0	0.0	0.0
Women's Freedom of Movement	10.0	10.0	10.0	0.0	0.0	0.0	0.0	0.0	0.0
 Religious Freedom	7.5	7.6	7.6	7.6	7.6	7.3	6.9	4.1	3.7
Freedom to Establish Religious Org.	4.2	4.2	4.2	5.0	5.0	5.0	2.5	2.5	2.5
Harassment and Physical Hostilities	9.2	8.7	8.9	8.7	9.2	8.9	9.1	6.2	5.9
Legal and Regulatory Restrictions	9.0	10.0	9.7	9.0	8.7	7.9	9.1	3.7	2.8
 Assoc., Assembly and Civil Society	3.8	3.8	3.8	5.8	5.8	6.3	3.5	3.5	3.5
Freedom of Association	2.5	2.5	2.5	5.0	5.0	5.0	5.0	5.0	5.0
Assembly and Demonstration	2.5	2.5	2.5	7.5	7.5	7.5	2.5	2.5	2.5
Est. & Operate Political Parties	2.9	2.9	2.9	6.3	6.3	6.3	2.5	2.5	2.5
Est. & Operate Professional Organizations	5.8	5.8	5.8	3.8	3.8	3.8	2.5	2.5	2.5
Est. & Operate Edu., Sporting and Cultural	5.4	5.4	5.4	6.3	6.3	6.3	5.0	5.0	5.0
 Expression and Information	6.3	6.3	6.1	7.2	7.2	6.0	6.6	6.5	6.5
Press Killed	10.0	10.0	10.0	7.7	8.9	2.2	8.9	10.0	10.0
Press Jailed	9.9	9.6	9.9	9.8	10.0	9.4	8.7	7.5	7.4
Laws and Reg. That Influence Media	3.0	3.0	2.3	3.3	2.7	2.7	2.0	1.7	1.3
Political Pressure, Control Media	4.8	4.8	4.0	4.5	4.0	2.5	1.8	1.3	1.5
Access to Cable and Satellite	6.7	6.7	6.7	10.0	10.0	10.0	7.5	7.5	7.5
Freedom of Access to Frgn. Info.	6.7	6.7	6.7	7.5	7.5	7.5	10.0	10.0	10.0
State Control over Internet Access	3.3	3.3	3.3	7.5	7.5	7.5	7.5	7.5	7.5
 Identity and Relationships	2.5	2.5	2.5	2.5	2.5	0.0	0.0	0.0	0.0
Legal Gender	-	-	-	-	-	-	-	-	-
Parental Rights	5.0	5.0	5.0	5.0	5.0	0.0	0.0	0.0	0.0
Same-Sex Relationships	0.0	0.0	0.0	0.0	0.0	0.0	0.0	0.0	0.0
Divorce	-	-	-	-	-	0.0	0.0	0.0	0.0

Human Freedom Score over Time



Human Freedom Ranking over Time



EL SALVADOR

LATIN AMERICA & THE CARIBBEAN

RANKING 70/162



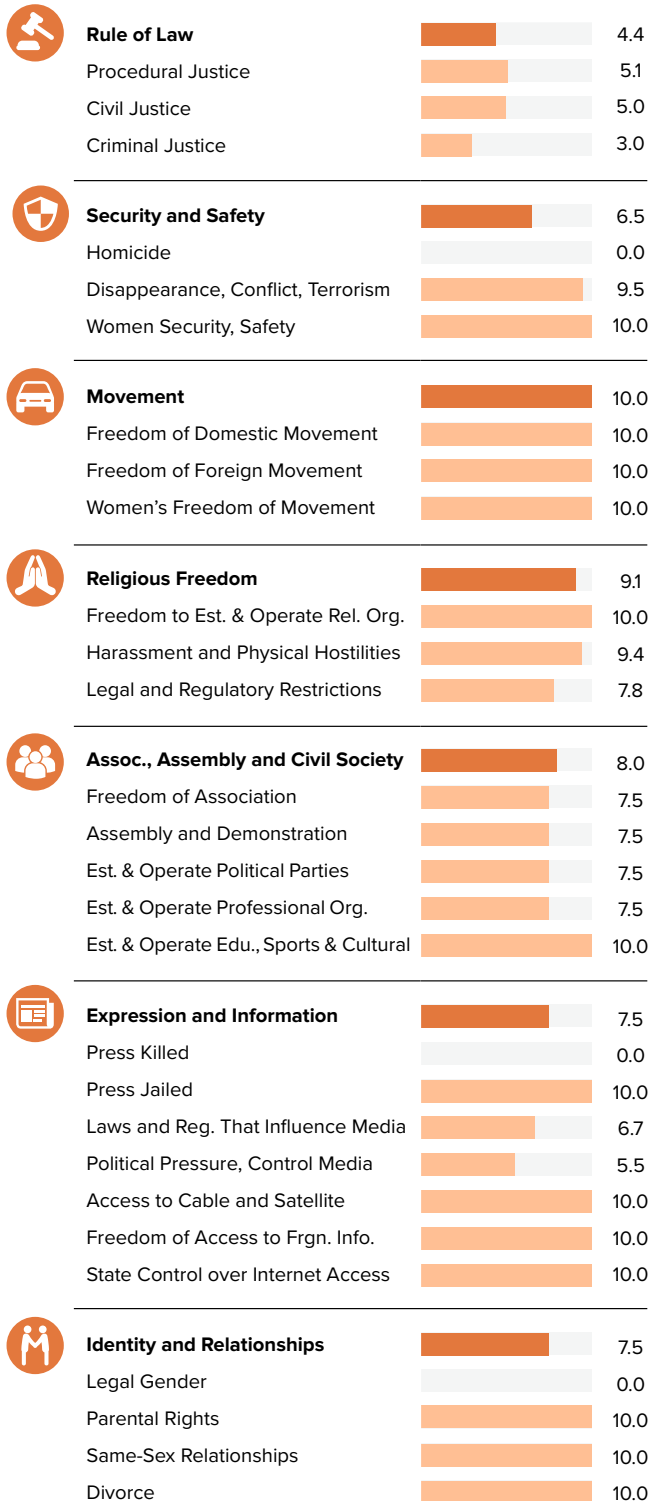
Score 0–10

PERSONAL FREEDOM 6.92

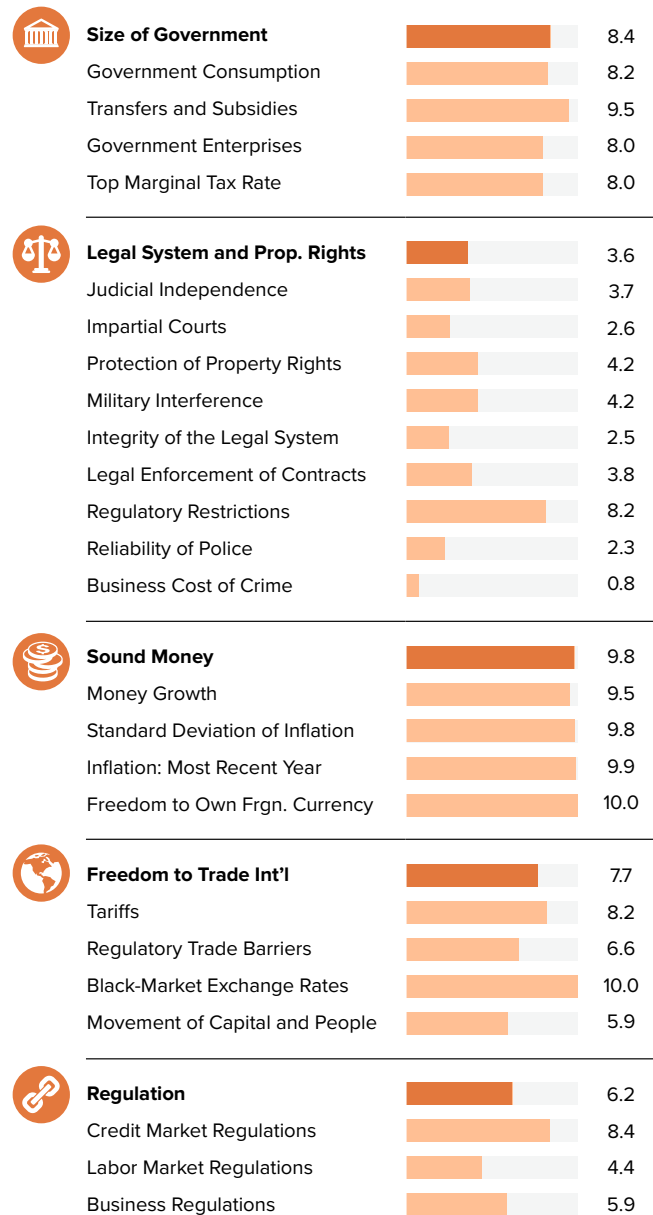
ECONOMIC FREEDOM 7.15

HUMAN FREEDOM 7.03








PERSONAL FREEDOM

Ranking
83/162

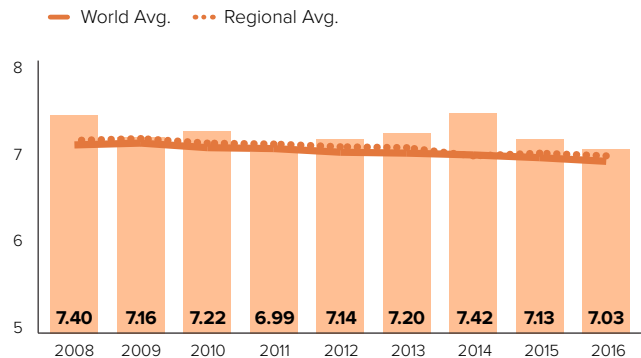
ECONOMIC FREEDOM

Ranking
67/162

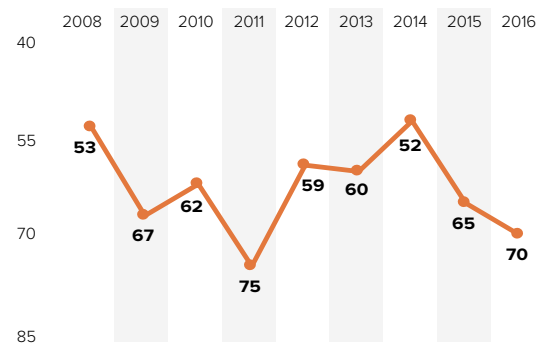
EL SALVADOR | LATIN AMERICA & THE CARIBBEAN

	2008	2009	2010	2011	2012	2013	2014	2015	2016
HUMAN FREEDOM	7.40	7.16	7.22	6.99	7.14	7.20	7.42	7.13	7.03
ECONOMIC FREEDOM	7.53	7.40	7.21	7.14	7.09	7.20	7.35	7.14	7.15
PERSONAL FREEDOM	7.27	6.92	7.23	6.84	7.20	7.21	7.49	7.12	6.92
 Rule of Law	3.9	3.9	3.9	3.9	4.6	4.6	4.8	4.5	4.4
Procedural Justice	4.4	4.4	4.4	4.4	6.1	6.1	6.1	5.4	5.1
Civil Justice	4.9	4.9	4.9	4.9	4.7	4.7	5.1	4.8	5.0
Criminal Justice	2.5	2.5	2.5	2.5	3.1	3.1	3.4	3.4	3.0
 Security and Safety	6.5	6.5	6.5	6.3	6.5	6.5	6.5	6.5	6.5
Homicide	0.0	0.0	0.0	0.0	0.0	0.0	0.0	0.0	0.0
Disappearance, Conflict, Terrorism	9.5	9.5	9.5	9.0	9.5	9.5	9.5	9.5	9.5
Women Security, Safety	10.0	10.0	10.0	10.0	10.0	10.0	10.0	10.0	10.0
 Movement	10.0	10.0	10.0	10.0	10.0	10.0	10.0	10.0	10.0
Freedom of Domestic Movement	10.0	10.0	10.0	10.0	10.0	10.0	10.0	10.0	10.0
Freedom of Foreign Movement	10.0	10.0	10.0	10.0	10.0	10.0	10.0	10.0	10.0
Women's Freedom of Movement	10.0	10.0	10.0	10.0	10.0	10.0	10.0	10.0	10.0
 Religious Freedom	9.3	9.1	9.0	8.6	8.5	8.8	9.6	9.2	9.1
Freedom to Establish Religious Org.	-	-	-	7.5	7.5	7.5	10.0	10.0	10.0
Harassment and Physical Hostilities	9.6	10.0	10.0	9.9	9.8	9.7	9.4	9.4	9.4
Legal and Regulatory Restrictions	9.0	8.2	8.0	8.3	8.3	9.3	9.3	8.2	7.8
 Assoc., Assembly and Civil Society	-	-	-	7.8	7.8	7.5	8.0	8.0	8.0
Freedom of Association	-	-	-	7.5	7.5	7.5	7.5	7.5	7.5
Assembly and Demonstration	-	-	-	7.5	7.5	7.5	7.5	7.5	7.5
Est. & Operate Political Parties	-	-	-	8.8	8.8	8.8	7.5	7.5	7.5
Est. & Operate Professional Organizations	-	-	-	7.5	7.5	7.5	7.5	7.5	7.5
Est. & Operate Edu., Sporting and Cultural	-	-	-	7.5	7.5	7.5	10.0	10.0	10.0
 Expression and Information	8.0	5.5	8.0	6.5	7.8	7.9	9.0	9.0	7.5
Press Killed	10.0	0.0	10.0	0.0	10.0	10.0	10.0	10.0	0.0
Press Jailed	10.0	10.0	10.0	10.0	10.0	10.0	10.0	10.0	10.0
Laws and Reg. That Influence Media	6.7	6.7	6.3	7.0	6.7	7.0	7.0	7.0	6.7
Political Pressure, Control Media	5.5	5.3	5.8	5.8	5.8	6.0	6.0	5.8	5.5
Access to Cable and Satellite	-	-	-	7.5	7.5	7.5	10.0	10.0	10.0
Freedom of Access to Frgn. Info.	-	-	-	7.5	7.5	7.5	10.0	10.0	10.0
State Control over Internet Access	-	-	-	7.5	7.5	7.5	10.0	10.0	10.0
 Identity and Relationships	10.0	10.0	10.0	10.0	10.0	10.0	10.0	7.5	7.5
Legal Gender	-	-	-	-	-	-	-	0.0	0.0
Parental Rights	10.0	10.0	10.0	10.0	10.0	10.0	10.0	10.0	10.0
Same-Sex Relationships	10.0	10.0	10.0	10.0	10.0	10.0	10.0	10.0	10.0
Divorce	-	-	-	-	-	10.0	10.0	10.0	10.0

Human Freedom Score over Time



Human Freedom Ranking over Time



ESTONIA

EASTERN EUROPE

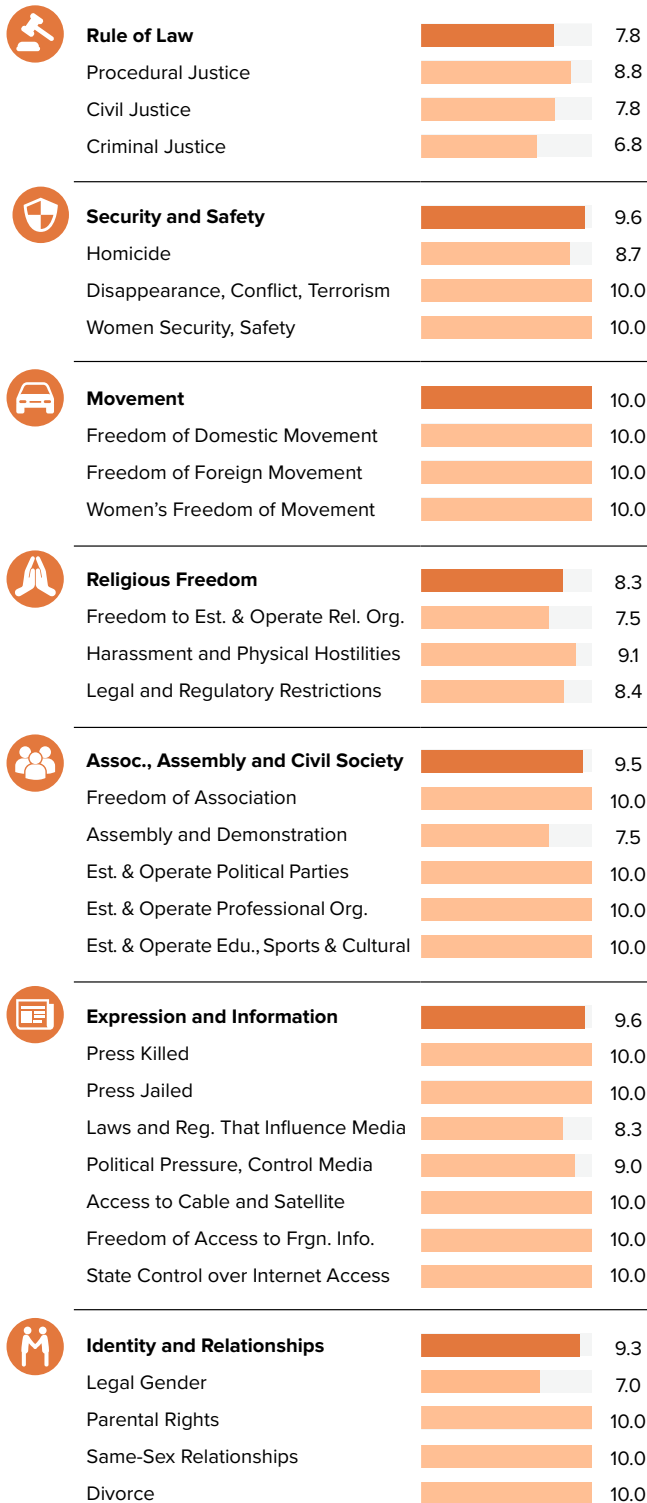
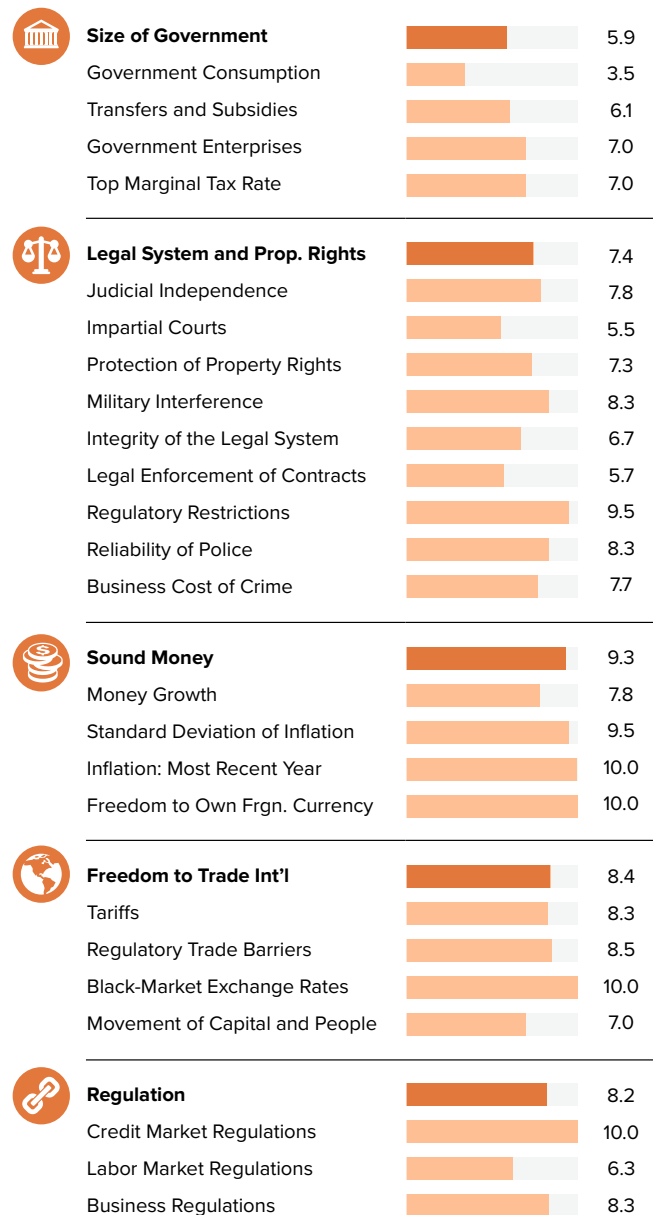
RANKING 14/162










Score 0–10

PERSONAL FREEDOM 9.01

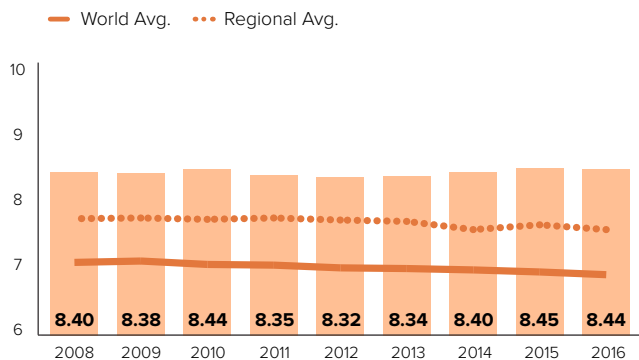
ECONOMIC FREEDOM 7.86

HUMAN FREEDOM 8.44**PERSONAL FREEDOM**Ranking
17/162**ECONOMIC FREEDOM**Ranking
13/162

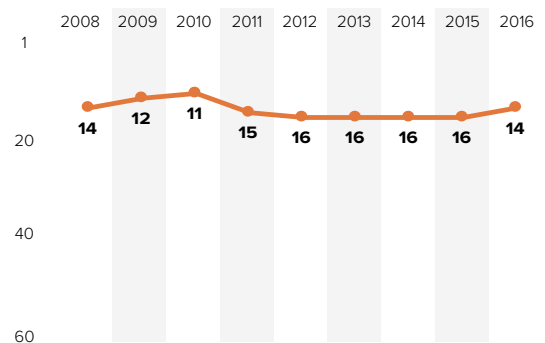
ESTONIA | EASTERN EUROPE

	2008	2009	2010	2011	2012	2013	2014	2015	2016
HUMAN FREEDOM	8.40	8.38	8.44	8.35	8.32	8.34	8.40	8.45	8.44
ECONOMIC FREEDOM	7.77	7.70	7.82	7.74	7.68	7.70	7.79	7.93	7.86
PERSONAL FREEDOM	9.04	9.06	9.07	8.96	8.97	8.97	9.00	8.96	9.01
 Rule of Law	7.5	7.5	7.5	7.5	7.5	7.5	7.6	7.6	7.8
Procedural Justice	8.0	8.0	8.0	8.0	8.2	8.2	8.2	8.0	8.8
Civil Justice	7.1	7.1	7.1	7.1	7.2	7.2	7.5	7.7	7.8
Criminal Justice	7.5	7.5	7.5	7.5	7.2	7.2	7.1	7.0	6.8
 Security and Safety	9.1	9.1	9.3	9.3	9.4	9.5	9.6	9.6	9.6
Homicide	7.4	7.9	7.9	8.0	8.1	8.4	8.8	8.7	8.7
Disappearance, Conflict, Terrorism	10.0	9.5	10.0	10.0	10.0	10.0	10.0	10.0	10.0
Women Security, Safety	10.0	10.0	10.0	10.0	10.0	10.0	10.0	10.0	10.0
 Movement	10.0	10.0	10.0	10.0	10.0	10.0	10.0	10.0	10.0
Freedom of Domestic Movement	10.0	10.0	10.0	10.0	10.0	10.0	10.0	10.0	10.0
Freedom of Foreign Movement	10.0	10.0	10.0	10.0	10.0	10.0	10.0	10.0	10.0
Women's Freedom of Movement	10.0	10.0	10.0	10.0	10.0	10.0	10.0	10.0	10.0
 Religious Freedom	9.2	9.4	9.1	8.4	8.3	8.4	8.0	8.4	8.3
Freedom to Establish Religious Org.	10.0	10.0	10.0	7.5	7.5	7.5	7.5	7.5	7.5
Harassment and Physical Hostilities	9.4	9.4	9.4	9.6	9.4	9.4	9.3	9.6	9.1
Legal and Regulatory Restrictions	8.1	8.8	7.9	8.1	7.9	8.1	7.0	8.1	8.4
 Assoc., Assembly and Civil Society	10.0	10.0	10.0	9.5	9.5	9.2	9.5	9.5	9.5
Freedom of Association	10.0	10.0	10.0	10.0	10.0	10.0	10.0	10.0	10.0
Assembly and Demonstration	10.0	10.0	10.0	7.5	7.5	7.5	7.5	7.5	7.5
Est. & Operate Political Parties	10.0	10.0	10.0	10.0	10.0	10.0	10.0	10.0	10.0
Est. & Operate Professional Organizations	10.0	10.0	10.0	10.0	10.0	10.0	10.0	10.0	10.0
Est. & Operate Edu., Sporting and Cultural	10.0	10.0	10.0	10.0	10.0	10.0	10.0	10.0	10.0
 Expression and Information	9.6	9.6	9.5	9.5	9.6	9.6	9.6	9.6	9.6
Press Killed	10.0	10.0	10.0	10.0	10.0	10.0	10.0	10.0	10.0
Press Jailed	10.0	10.0	10.0	10.0	10.0	10.0	10.0	10.0	10.0
Laws and Reg. That Influence Media	8.7	8.7	8.3	8.3	8.3	8.3	8.3	8.3	8.3
Political Pressure, Control Media	8.8	8.5	8.5	8.5	9.0	9.0	9.0	9.0	9.0
Access to Cable and Satellite	10.0	10.0	10.0	10.0	10.0	10.0	10.0	10.0	10.0
Freedom of Access to Frgn. Info.	10.0	10.0	10.0	10.0	10.0	10.0	10.0	10.0	10.0
State Control over Internet Access	10.0	10.0	10.0	10.0	10.0	10.0	10.0	10.0	10.0
 Identity and Relationships	10.0	10.0	10.0	10.0	10.0	10.0	10.0	9.3	9.3
Legal Gender	-	-	-	-	-	-	-	7.0	7.0
Parental Rights	10.0	10.0	10.0	10.0	10.0	10.0	10.0	10.0	10.0
Same-Sex Relationships	10.0	10.0	10.0	10.0	10.0	10.0	10.0	10.0	10.0
Divorce	-	-	-	-	-	10.0	10.0	10.0	10.0

Human Freedom Score over Time



Human Freedom Ranking over Time



ETHIOPIA

SUB-SAHARAN AFRICA

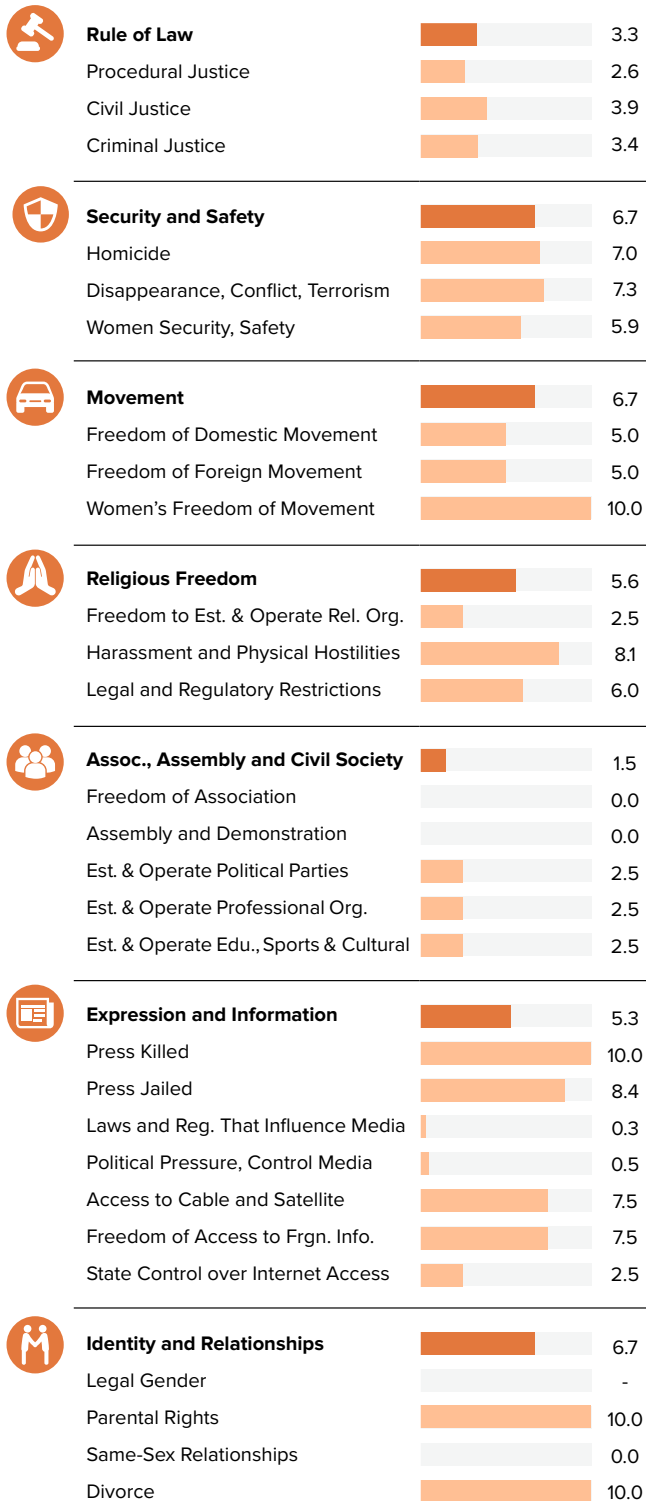
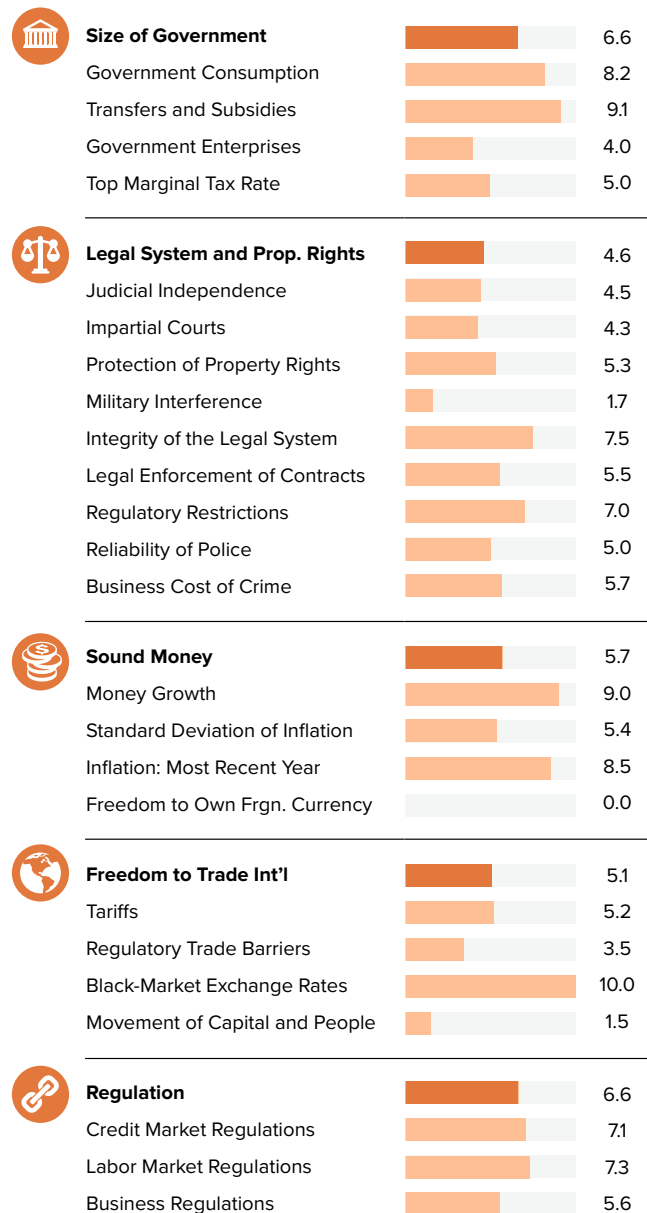
RANKING 150/162










Score 0–10

PERSONAL FREEDOM 5.06

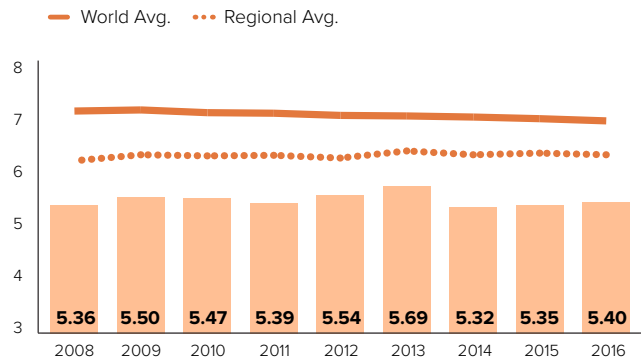
ECONOMIC FREEDOM 5.73

HUMAN FREEDOM 5.40**PERSONAL FREEDOM**Ranking
150/162**ECONOMIC FREEDOM**Ranking
146/162

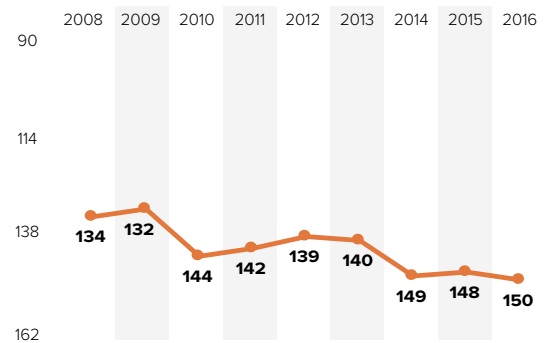
ETHIOPIA | SUB-SAHARAN AFRICA

	2008	2009	2010	2011	2012	2013	2014	2015	2016
HUMAN FREEDOM	5.36	5.50	5.47	5.39	5.54	5.69	5.32	5.35	5.40
ECONOMIC FREEDOM	5.35	5.78	5.60	5.16	5.58	5.53	5.46	5.55	5.73
PERSONAL FREEDOM	5.37	5.22	5.35	5.62	5.51	5.86	5.18	5.16	5.06
 Rule of Law	4.5	4.5	4.5	4.5	3.8	3.8	3.3	3.0	3.3
Procedural Justice	4.0	4.0	4.0	4.0	3.0	3.0	2.3	2.1	2.6
Civil Justice	4.6	4.6	4.6	4.6	3.9	3.9	3.6	3.7	3.9
Criminal Justice	4.9	4.9	4.9	4.9	4.5	4.5	3.9	3.3	3.4
 Security and Safety	6.6	6.9	6.7	6.6	6.8	6.9	6.9	6.9	6.7
Homicide	6.6	6.6	6.6	6.6	6.6	7.0	7.0	7.0	7.0
Disappearance, Conflict, Terrorism	7.6	8.3	7.9	7.5	7.9	7.9	8.0	7.9	7.3
Women Security, Safety	5.7	5.7	5.7	5.9	5.9	5.9	5.9	5.9	5.9
 Movement	8.3	6.7	8.3	6.7	6.7	8.3	6.7	6.7	6.7
Freedom of Domestic Movement	5.0	10.0	5.0	5.0	5.0	5.0	5.0	5.0	5.0
Freedom of Foreign Movement	10.0	0.0	10.0	10.0	10.0	10.0	5.0	5.0	5.0
Women's Freedom of Movement	10.0	10.0	10.0	5.0	5.0	10.0	10.0	10.0	10.0
 Religious Freedom	7.4	7.1	7.2	6.4	6.6	6.7	6.1	6.4	5.6
Freedom to Establish Religious Org.	7.1	7.1	7.1	5.0	5.0	5.0	2.5	2.5	2.5
Harassment and Physical Hostilities	9.0	8.9	8.9	9.0	9.0	9.0	9.4	9.3	8.1
Legal and Regulatory Restrictions	6.3	5.4	5.6	5.3	5.8	6.1	6.5	7.3	6.0
 Assoc., Assembly and Civil Society	2.3	2.3	2.3	4.0	4.0	3.8	1.5	1.5	1.5
Freedom of Association	2.5	2.5	2.5	5.0	5.0	5.0	0.0	0.0	0.0
Assembly and Demonstration	2.5	2.5	2.5	2.5	2.5	2.5	0.0	0.0	0.0
Est. & Operate Political Parties	0.0	0.0	0.0	5.0	5.0	5.0	2.5	2.5	2.5
Est. & Operate Professional Organizations	1.3	1.3	1.3	3.8	3.8	3.8	2.5	2.5	2.5
Est. & Operate Edu., Sporting and Cultural	5.4	5.4	5.4	3.8	3.8	3.8	2.5	2.5	2.5
 Expression and Information	5.2	5.1	5.1	6.2	6.3	6.3	5.3	5.5	5.3
Press Killed	10.0	10.0	10.0	10.0	10.0	10.0	10.0	10.0	10.0
Press Jailed	9.8	9.5	9.5	9.2	9.4	9.3	8.3	9.0	8.4
Laws and Reg. That Influence Media	1.7	1.0	1.0	0.7	0.7	1.0	0.7	0.7	0.3
Political Pressure, Control Media	1.8	1.8	1.8	1.3	1.3	1.3	1.0	1.0	0.5
Access to Cable and Satellite	6.7	6.7	6.7	7.5	7.5	7.5	7.5	7.5	7.5
Freedom of Access to Frgn. Info.	6.7	6.7	6.7	7.5	7.5	7.5	7.5	7.5	7.5
State Control over Internet Access	0.0	0.0	0.0	7.5	7.5	7.5	2.5	2.5	2.5
 Identity and Relationships	2.5	2.5	2.5	5.0	5.0	6.7	6.7	6.7	6.7
Legal Gender	-	-	-	-	-	-	-	-	-
Parental Rights	5.0	5.0	5.0	10.0	10.0	10.0	10.0	10.0	10.0
Same-Sex Relationships	0.0	0.0	0.0	0.0	0.0	0.0	0.0	0.0	0.0
Divorce	-	-	-	-	-	10.0	10.0	10.0	10.0

Human Freedom Score over Time



Human Freedom Ranking over Time



FIJI

OCEANIA

RANKING 55/162



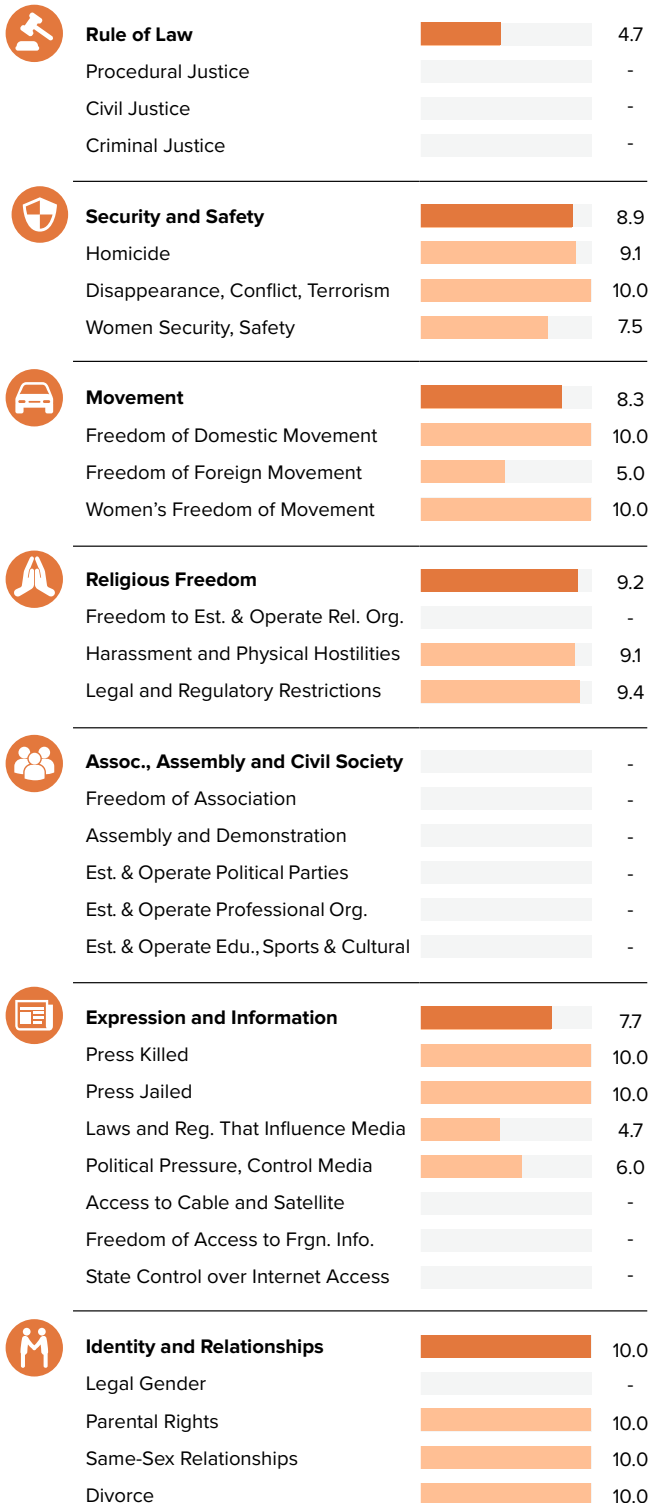
Score 0–10

PERSONAL FREEDOM 7.79

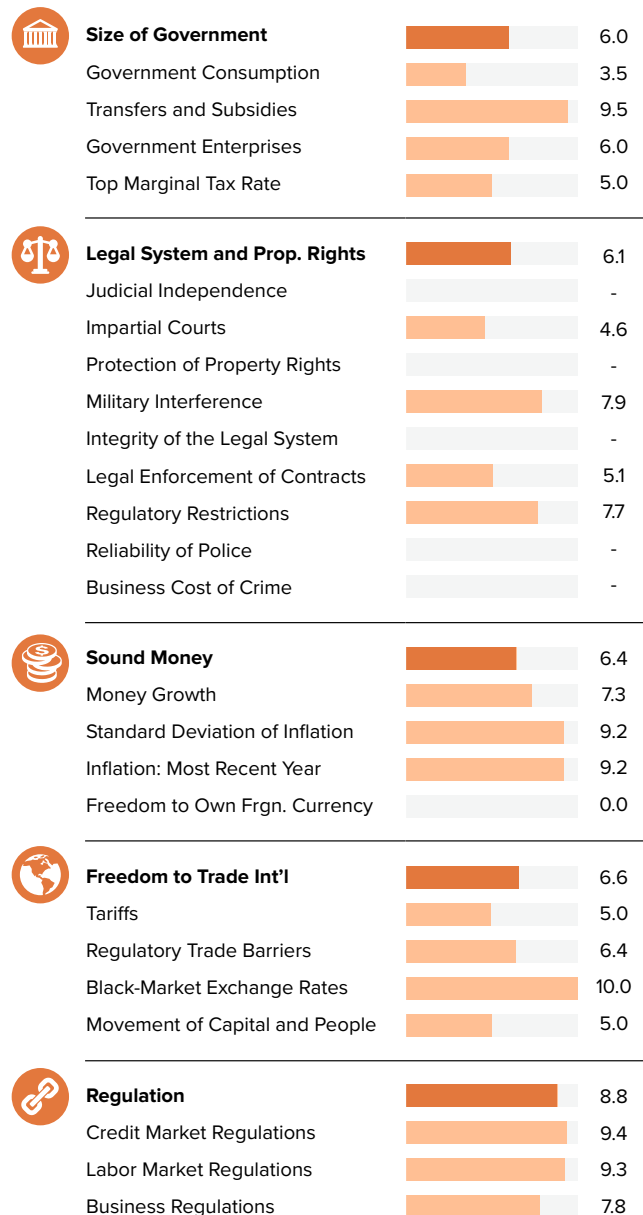
ECONOMIC FREEDOM 6.79

HUMAN FREEDOM 7.29








PERSONAL FREEDOM

 Ranking
49/162


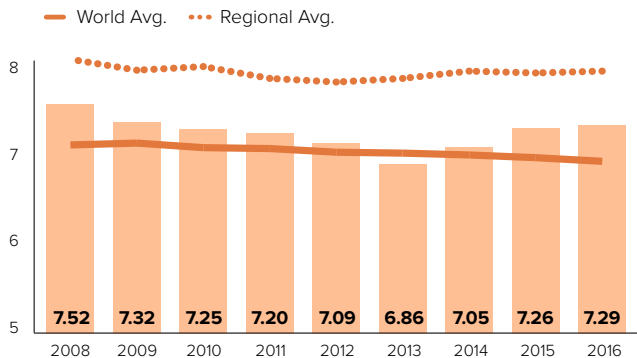
ECONOMIC FREEDOM

 Ranking
88/162


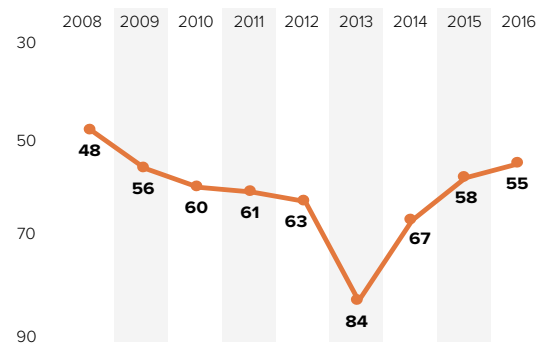
FIJI | OCEANIA

	2008	2009	2010	2011	2012	2013	2014	2015	2016
HUMAN FREEDOM	7.52	7.32	7.25	7.20	7.09	6.86	7.05	7.26	7.29
ECONOMIC FREEDOM	7.26	7.08	6.93	7.04	6.84	6.44	6.63	6.82	6.79
PERSONAL FREEDOM	7.79	7.56	7.56	7.36	7.35	7.28	7.48	7.70	7.79
 Rule of Law	4.3	4.3	4.3	4.3	4.0	4.0	4.3	4.5	4.7
Procedural Justice	-	-	-	-	-	-	-	-	-
Civil Justice	-	-	-	-	-	-	-	-	-
Criminal Justice	-	-	-	-	-	-	-	-	-
 Security and Safety	9.7	9.5	9.7	9.1	9.1	8.9	8.9	8.9	8.9
Homicide	9.2	8.6	9.1	9.1	9.1	9.1	9.1	9.1	9.1
Disappearance, Conflict, Terrorism	10.0	10.0	10.0	10.0	10.0	10.0	10.0	10.0	10.0
Women Security, Safety	10.0	10.0	10.0	8.3	8.3	7.5	7.5	7.5	7.5
 Movement	8.3	8.3	8.3	8.3	8.3	8.3	8.3	8.3	8.3
Freedom of Domestic Movement	10.0	5.0	10.0	5.0	5.0	5.0	10.0	10.0	10.0
Freedom of Foreign Movement	5.0	10.0	5.0	10.0	10.0	10.0	5.0	5.0	5.0
Women's Freedom of Movement	10.0	10.0	10.0	10.0	10.0	10.0	10.0	10.0	10.0
 Religious Freedom	8.1	7.4	7.3	6.7	7.2	7.1	8.0	9.1	9.2
Freedom to Establish Religious Org.	-	-	-	-	-	-	-	-	-
Harassment and Physical Hostilities	8.2	7.7	8.0	7.1	7.7	7.8	8.5	9.5	9.1
Legal and Regulatory Restrictions	8.0	7.0	6.6	6.4	6.8	6.5	7.6	8.6	9.4
 Assoc., Assembly and Civil Society	-	-	-	-	-	-	-	-	-
Freedom of Association	-	-	-	-	-	-	-	-	-
Assembly and Demonstration	-	-	-	-	-	-	-	-	-
Est. & Operate Political Parties	-	-	-	-	-	-	-	-	-
Est. & Operate Professional Organizations	-	-	-	-	-	-	-	-	-
Est. & Operate Edu., Sporting and Cultural	-	-	-	-	-	-	-	-	-
 Expression and Information	7.7	7.0	6.8	6.8	6.9	7.0	7.1	7.4	7.7
Press Killed	10.0	10.0	10.0	10.0	10.0	10.0	10.0	10.0	10.0
Press Jailed	10.0	10.0	10.0	10.0	10.0	10.0	10.0	10.0	10.0
Laws and Reg. That Influence Media	5.3	4.7	4.0	4.0	4.0	4.0	4.0	4.7	4.7
Political Pressure, Control Media	5.5	3.3	3.3	3.3	3.5	4.0	4.5	5.0	6.0
Access to Cable and Satellite	-	-	-	-	-	-	-	-	-
Freedom of Access to Frgn. Info.	-	-	-	-	-	-	-	-	-
State Control over Internet Access	-	-	-	-	-	-	-	-	-
 Identity and Relationships	10.0	10.0	10.0	10.0	10.0	10.0	10.0	10.0	10.0
Legal Gender	-	-	-	-	-	-	-	-	-
Parental Rights	10.0	10.0	10.0	10.0	10.0	10.0	10.0	10.0	10.0
Same-Sex Relationships	10.0	10.0	10.0	10.0	10.0	10.0	10.0	10.0	10.0
Divorce	-	-	-	-	-	10.0	10.0	10.0	10.0

Human Freedom Score over Time



Human Freedom Ranking over Time



FINLAND

WESTERN EUROPE

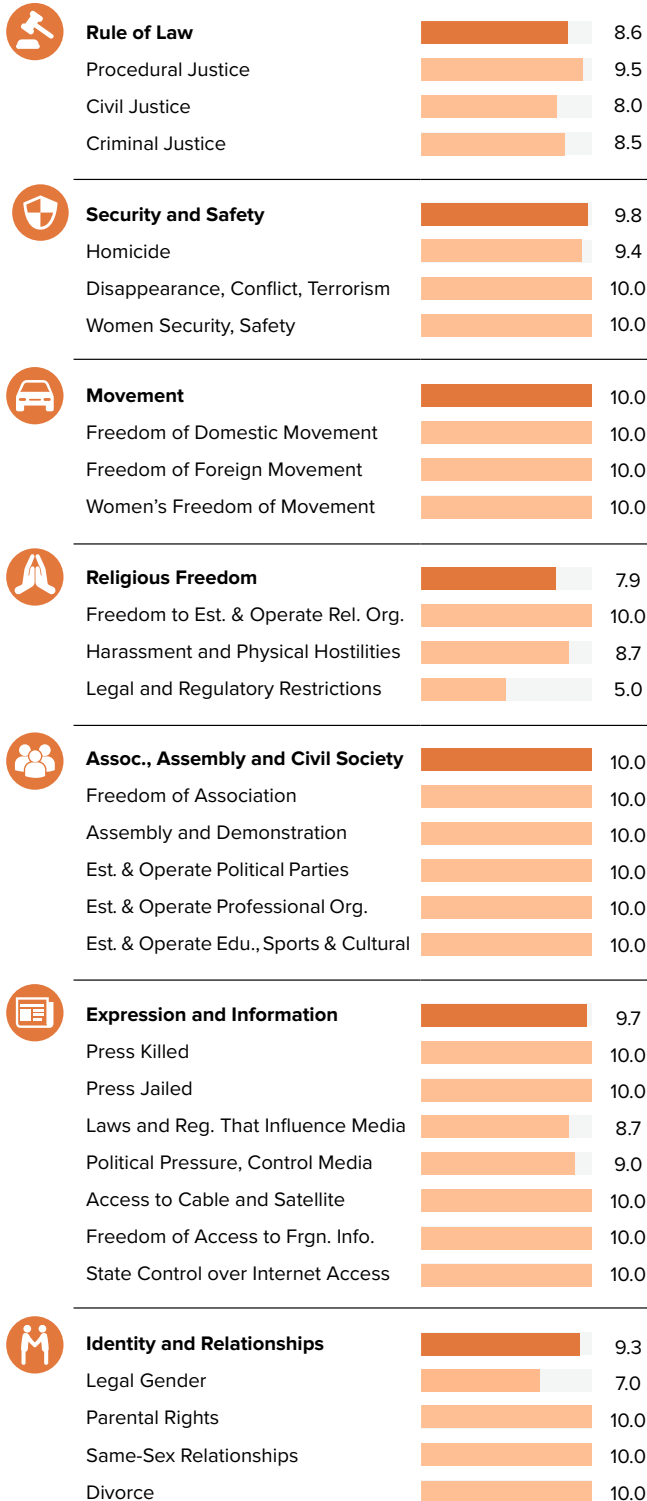
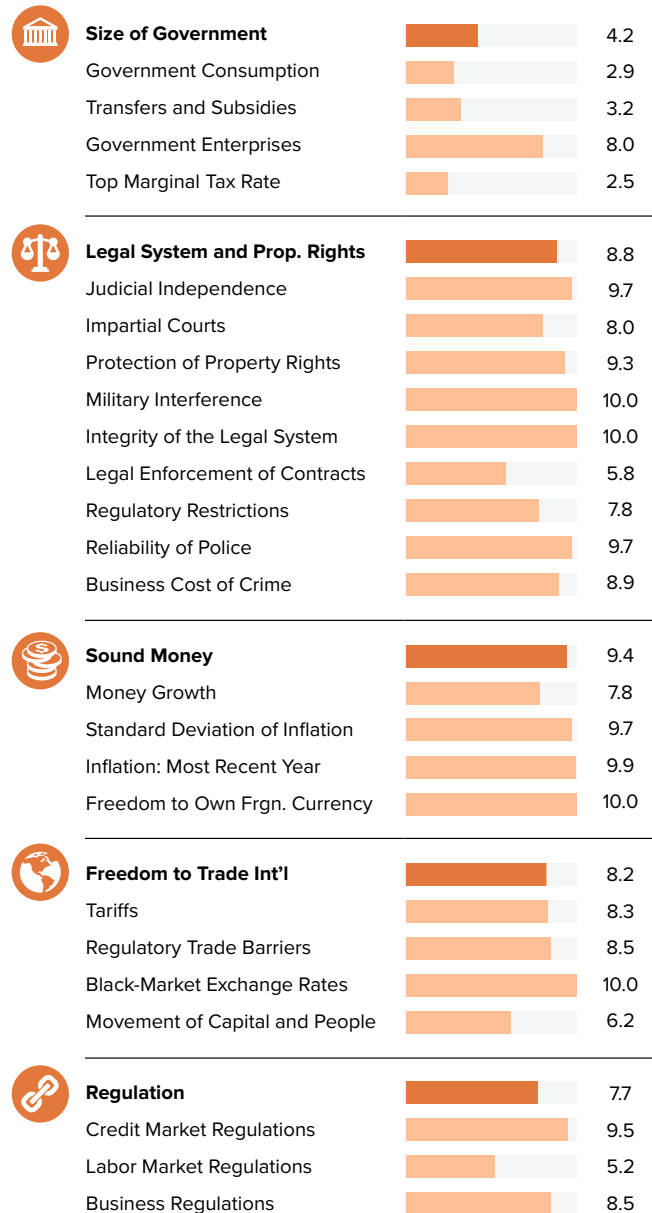
RANKING 10/162










Score 0–10

PERSONAL FREEDOM 9.29

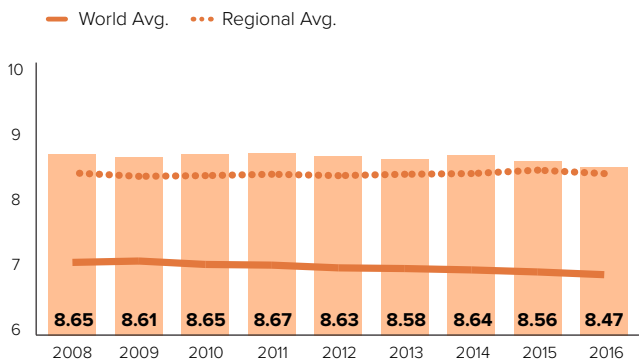
ECONOMIC FREEDOM 7.65

HUMAN FREEDOM 8.47**PERSONAL FREEDOM**Ranking
5/162**ECONOMIC FREEDOM**Ranking
22/162

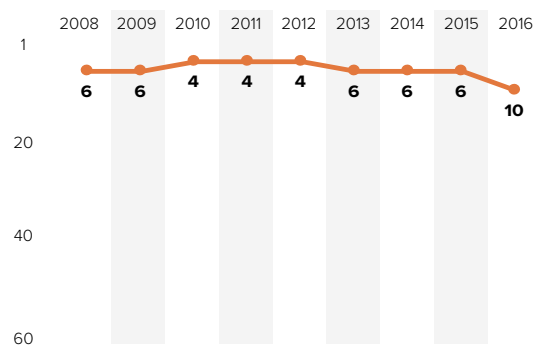
FINLAND | WESTERN EUROPE

	2008	2009	2010	2011	2012	2013	2014	2015	2016
HUMAN FREEDOM	8.65	8.61	8.65	8.67	8.63	8.58	8.64	8.56	8.47
ECONOMIC FREEDOM	7.81	7.71	7.79	7.87	7.81	7.70	7.79	7.71	7.65
PERSONAL FREEDOM	9.50	9.51	9.50	9.48	9.44	9.46	9.49	9.41	9.29
 Rule of Law	8.7	8.7	8.7	8.7	8.6	8.6	8.6	8.7	8.6
Procedural Justice	9.7	9.7	9.7	9.7	9.7	9.7	9.6	9.5	9.5
Civil Justice	7.9	7.9	7.9	7.9	7.5	7.5	7.8	8.0	8.0
Criminal Justice	8.7	8.7	8.7	8.7	8.5	8.5	8.5	8.5	8.5
 Security and Safety	9.7	9.7	9.7	9.7	9.8	9.8	9.8	9.8	9.8
Homicide	9.0	9.1	9.1	9.2	9.3	9.3	9.4	9.4	9.4
Disappearance, Conflict, Terrorism	10.0	10.0	10.0	10.0	10.0	10.0	10.0	10.0	10.0
Women Security, Safety	10.0	10.0	10.0	10.0	10.0	10.0	10.0	10.0	10.0
 Movement	10.0	10.0	10.0	10.0	10.0	10.0	10.0	10.0	10.0
Freedom of Domestic Movement	10.0	10.0	10.0	10.0	10.0	10.0	10.0	10.0	10.0
Freedom of Foreign Movement	10.0	10.0	10.0	10.0	10.0	10.0	10.0	10.0	10.0
Women's Freedom of Movement	10.0	10.0	10.0	10.0	10.0	10.0	10.0	10.0	10.0
 Religious Freedom	9.3	9.4	9.2	9.0	8.8	9.0	9.2	9.0	7.9
Freedom to Establish Religious Org.	10.0	10.0	10.0	8.8	8.8	8.8	10.0	10.0	10.0
Harassment and Physical Hostilities	9.0	9.1	8.9	9.3	9.1	8.9	8.8	9.2	8.7
Legal and Regulatory Restrictions	8.9	8.9	8.8	8.8	8.7	9.4	8.7	7.6	5.0
 Assoc., Assembly and Civil Society	10.0	10.0	10.0	10.0	10.0	10.0	10.0	10.0	10.0
Freedom of Association	10.0	10.0	10.0	10.0	10.0	10.0	10.0	10.0	10.0
Assembly and Demonstration	10.0	10.0	10.0	10.0	10.0	10.0	10.0	10.0	10.0
Est. & Operate Political Parties	10.0	10.0	10.0	10.0	10.0	10.0	10.0	10.0	10.0
Est. & Operate Professional Organizations	10.0	10.0	10.0	10.0	10.0	10.0	10.0	10.0	10.0
Est. & Operate Edu., Sporting and Cultural	10.0	10.0	10.0	10.0	10.0	10.0	10.0	10.0	10.0
 Expression and Information	9.8	9.8	9.8	9.8	9.7	9.7	9.7	9.7	9.7
Press Killed	10.0	10.0	10.0	10.0	10.0	10.0	10.0	10.0	10.0
Press Jailed	10.0	10.0	10.0	10.0	10.0	10.0	10.0	10.0	10.0
Laws and Reg. That Influence Media	9.0	9.0	9.0	9.0	8.7	8.7	8.7	8.7	8.7
Political Pressure, Control Media	9.3	9.3	9.3	9.3	9.3	9.3	9.3	9.3	9.0
Access to Cable and Satellite	10.0	10.0	10.0	10.0	10.0	10.0	10.0	10.0	10.0
Freedom of Access to Frgn. Info.	10.0	10.0	10.0	10.0	10.0	10.0	10.0	10.0	10.0
State Control over Internet Access	10.0	10.0	10.0	10.0	10.0	10.0	10.0	10.0	10.0
 Identity and Relationships	10.0	10.0	10.0	10.0	10.0	10.0	10.0	9.3	9.3
Legal Gender	-	-	-	-	-	-	-	7.0	7.0
Parental Rights	10.0	10.0	10.0	10.0	10.0	10.0	10.0	10.0	10.0
Same-Sex Relationships	10.0	10.0	10.0	10.0	10.0	10.0	10.0	10.0	10.0
Divorce	-	-	-	-	-	10.0	10.0	10.0	10.0

Human Freedom Score over Time



Human Freedom Ranking over Time



FRANCE

WESTERN EUROPE

RANKING 32/162



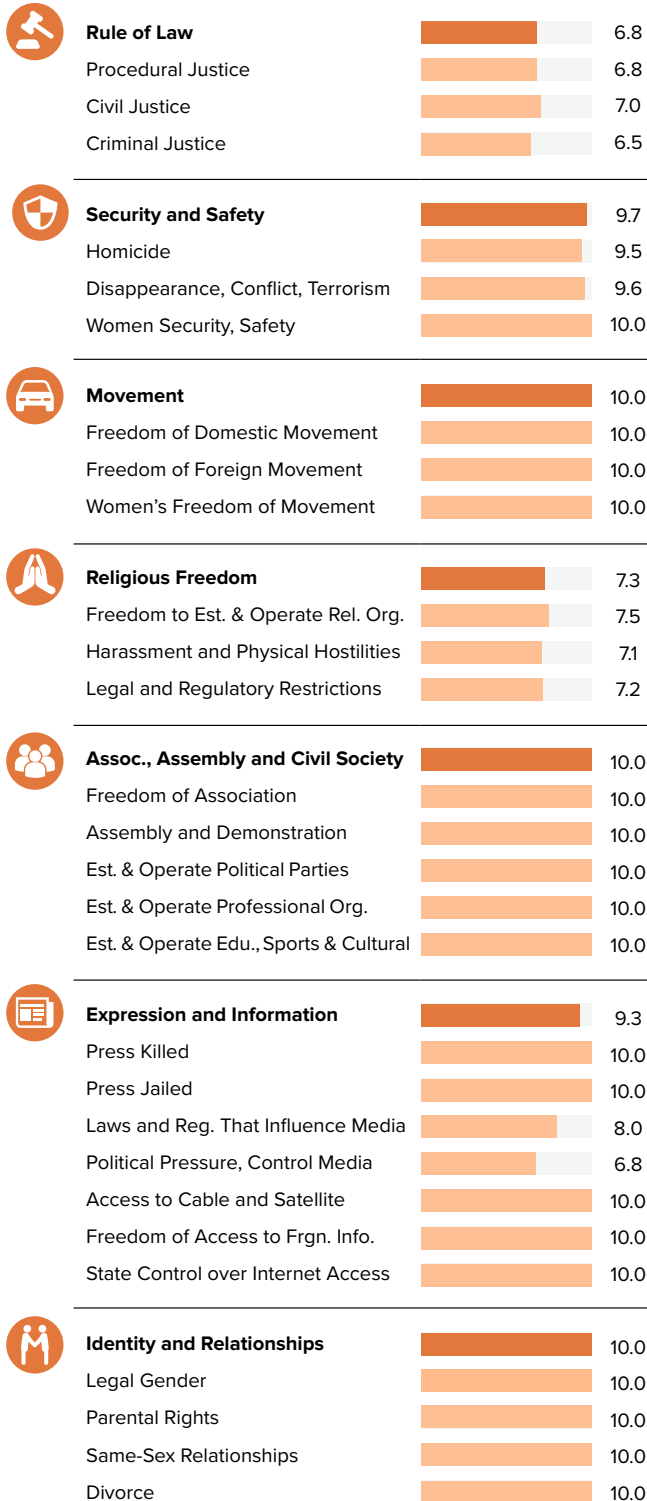
Score 0–10

PERSONAL FREEDOM 8.77

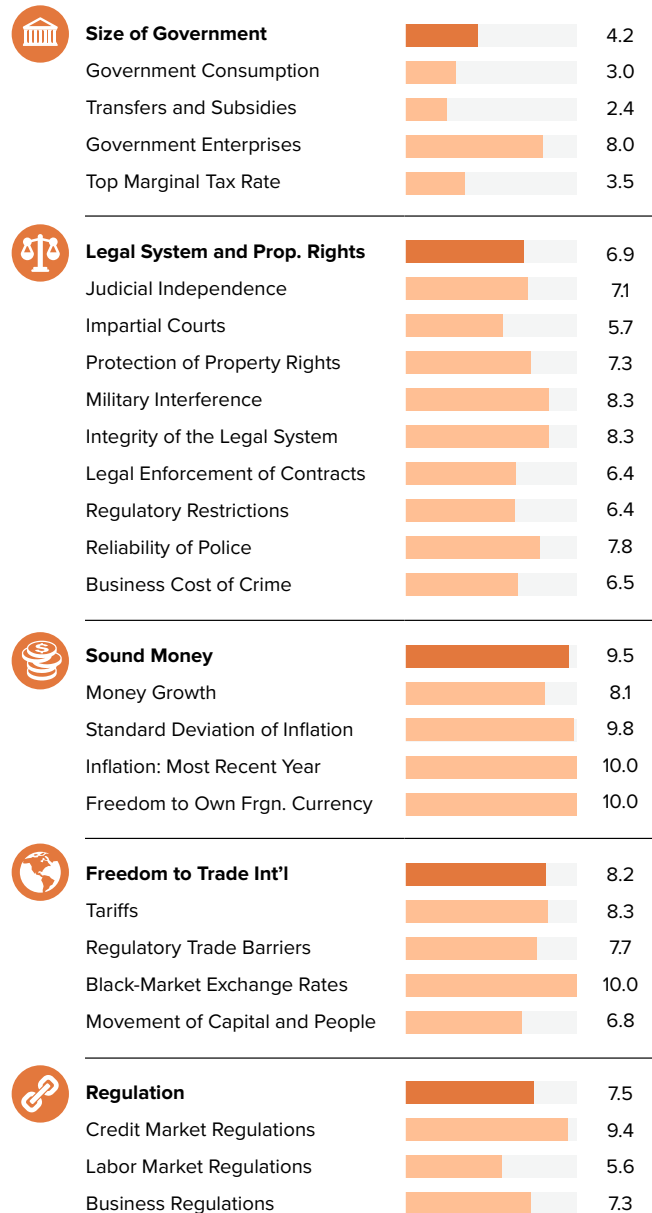
ECONOMIC FREEDOM 7.25

HUMAN FREEDOM 8.01








PERSONAL FREEDOM

Ranking
25/162

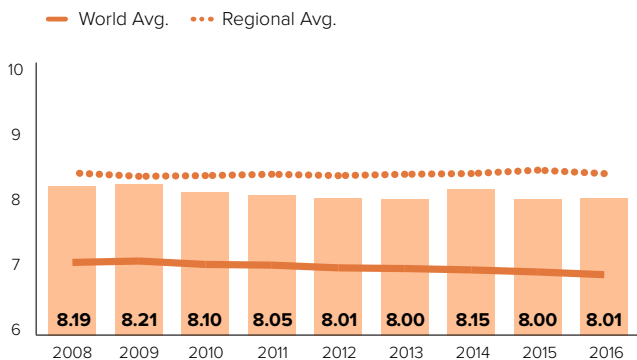
ECONOMIC FREEDOM

Ranking
57/162

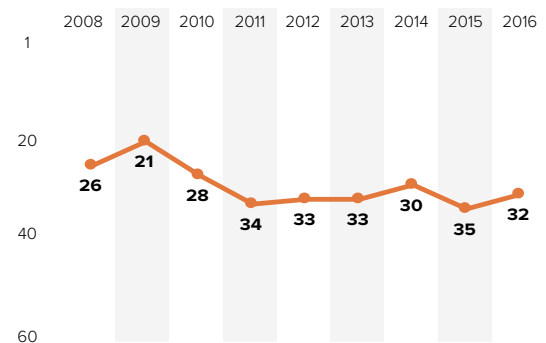
FRANCE | WESTERN EUROPE

	2008	2009	2010	2011	2012	2013	2014	2015	2016
HUMAN FREEDOM	8.19	8.21	8.10	8.05	8.01	8.00	8.15	8.00	8.01
ECONOMIC FREEDOM	7.42	7.43	7.42	7.33	7.27	7.23	7.36	7.35	7.25
PERSONAL FREEDOM	8.97	9.00	8.78	8.76	8.75	8.77	8.93	8.66	8.77
 Rule of Law	7.0	7.0	7.0	7.0	6.9	6.9	7.1	6.9	6.8
Procedural Justice	7.4	7.4	7.4	7.4	7.3	7.3	7.6	7.2	6.8
Civil Justice	6.8	6.8	6.8	6.8	6.9	6.9	7.0	7.1	7.0
Criminal Justice	6.9	6.9	6.9	6.9	6.5	6.5	6.6	6.5	6.5
 Security and Safety	9.6	9.8	9.6	9.6	9.6	9.7	9.7	9.7	9.7
Homicide	9.3	9.5	9.5	9.5	9.5	9.5	9.5	9.4	9.5
Disappearance, Conflict, Terrorism	9.5	10.0	9.5	9.5	9.5	9.5	9.5	9.7	9.6
Women Security, Safety	9.8	9.8	9.8	9.8	9.8	10.0	10.0	10.0	10.0
 Movement	10.0	10.0	8.3	8.3	8.3	8.3	10.0	10.0	10.0
Freedom of Domestic Movement	10.0	10.0	5.0	10.0	10.0	10.0	10.0	10.0	10.0
Freedom of Foreign Movement	10.0	10.0	10.0	5.0	5.0	5.0	10.0	10.0	10.0
Women's Freedom of Movement	10.0	10.0	10.0	10.0	10.0	10.0	10.0	10.0	10.0
 Religious Freedom	9.2	9.1	9.0	8.5	8.5	8.5	8.1	7.3	7.3
Freedom to Establish Religious Org.	10.0	10.0	10.0	8.8	8.8	8.8	7.5	7.5	7.5
Harassment and Physical Hostilities	9.7	9.6	9.3	9.3	9.0	9.2	9.4	7.7	7.1
Legal and Regulatory Restrictions	8.1	7.6	7.6	7.4	7.7	7.5	7.4	6.7	7.2
 Assoc., Assembly and Civil Society	9.7	9.7	9.7	10.0	10.0	10.0	10.0	10.0	10.0
Freedom of Association	10.0	10.0	10.0	10.0	10.0	10.0	10.0	10.0	10.0
Assembly and Demonstration	10.0	10.0	10.0	10.0	10.0	10.0	10.0	10.0	10.0
Est. & Operate Political Parties	10.0	10.0	10.0	10.0	10.0	10.0	10.0	10.0	10.0
Est. & Operate Professional Organizations	10.0	10.0	10.0	10.0	10.0	10.0	10.0	10.0	10.0
Est. & Operate Edu., Sporting and Cultural	8.3	8.3	8.3	10.0	10.0	10.0	10.0	10.0	10.0
 Expression and Information	9.4	9.4	9.4	9.3	9.4	9.4	9.4	7.8	9.3
Press Killed	10.0	10.0	10.0	10.0	10.0	10.0	10.0	0.0	10.0
Press Jailed	10.0	10.0	10.0	10.0	10.0	10.0	10.0	10.0	10.0
Laws and Reg. That Influence Media	8.0	8.0	8.0	8.0	8.3	8.3	8.3	8.0	8.0
Political Pressure, Control Media	7.8	7.5	7.5	7.3	7.5	7.5	7.3	6.3	6.8
Access to Cable and Satellite	10.0	10.0	10.0	10.0	10.0	10.0	10.0	10.0	10.0
Freedom of Access to Frgn. Info.	10.0	10.0	10.0	10.0	10.0	10.0	10.0	10.0	10.0
State Control over Internet Access	10.0	10.0	10.0	10.0	10.0	10.0	10.0	10.0	10.0
 Identity and Relationships	10.0	10.0	10.0	10.0	10.0	10.0	10.0	10.0	10.0
Legal Gender	-	-	-	-	-	-	-	10.0	10.0
Parental Rights	10.0	10.0	10.0	10.0	10.0	10.0	10.0	10.0	10.0
Same-Sex Relationships	10.0	10.0	10.0	10.0	10.0	10.0	10.0	10.0	10.0
Divorce	-	-	-	-	-	10.0	10.0	10.0	10.0

Human Freedom Score over Time



Human Freedom Ranking over Time



GABON

SUB-SAHARAN AFRICA

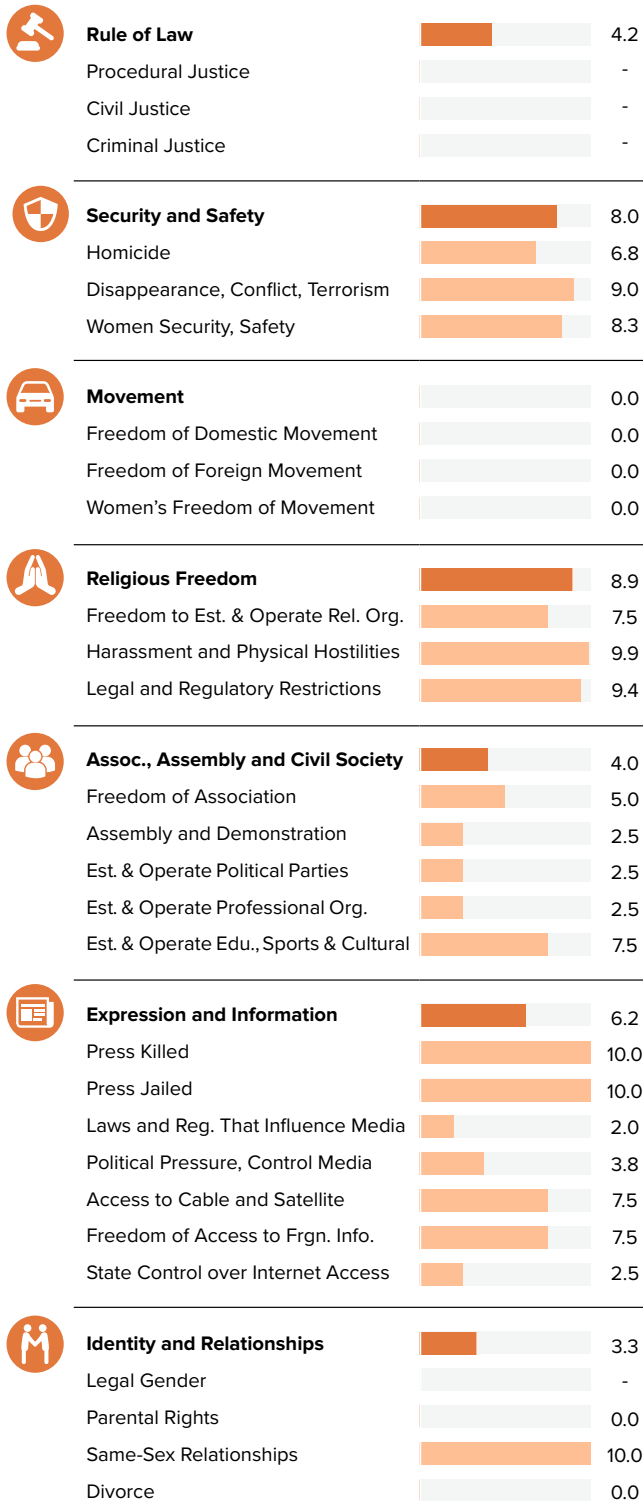
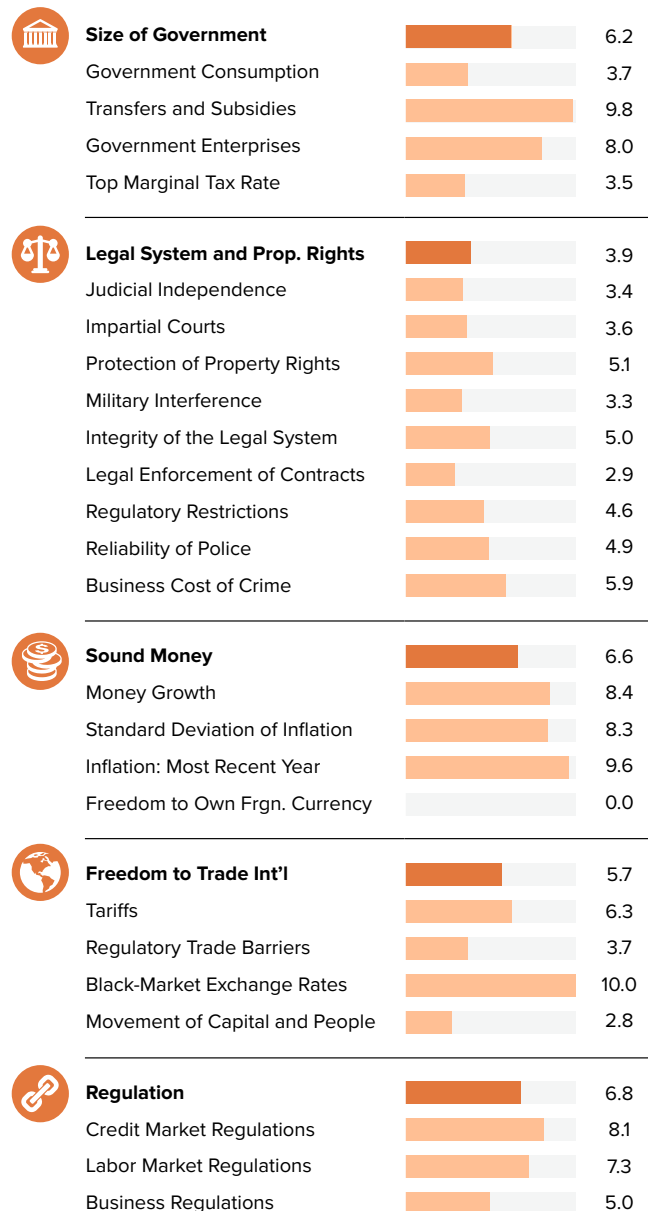
RANKING 144/162










Score 0–10

PERSONAL FREEDOM 5.32

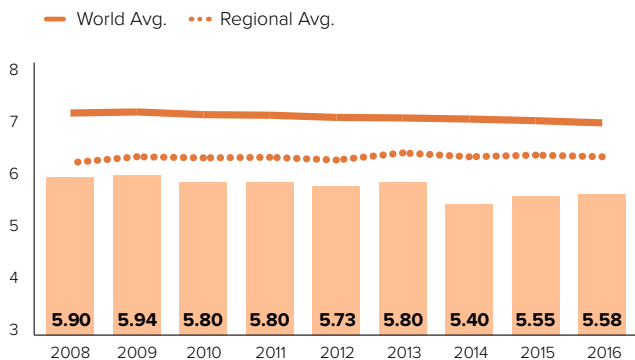
ECONOMIC FREEDOM 5.84

HUMAN FREEDOM 5.58**PERSONAL FREEDOM**Ranking
144/162**ECONOMIC FREEDOM**Ranking
140/162

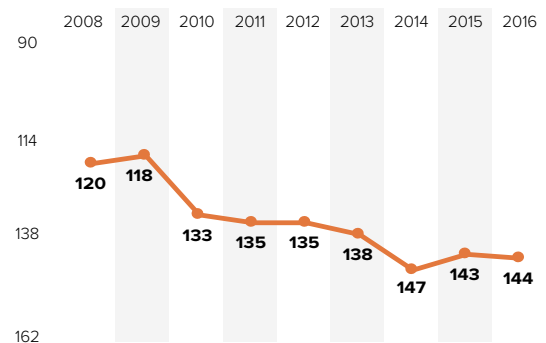
GABON | SUB-SAHARAN AFRICA

	2008	2009	2010	2011	2012	2013	2014	2015	2016
HUMAN FREEDOM	5.90	5.94	5.80	5.80	5.73	5.80	5.40	5.55	5.58
ECONOMIC FREEDOM	5.85	5.80	5.54	5.44	5.37	5.42	5.57	5.78	5.84
PERSONAL FREEDOM	5.94	6.08	6.06	6.16	6.09	6.19	5.23	5.32	5.32
 Rule of Law	4.8	4.8	4.8	4.8	4.6	4.6	4.4	4.4	4.2
Procedural Justice	-	-	-	-	-	-	-	-	-
Civil Justice	-	-	-	-	-	-	-	-	-
Criminal Justice	-	-	-	-	-	-	-	-	-
 Security and Safety	7.6	7.6	7.4	7.4	7.4	8.2	8.0	8.0	8.0
Homicide	6.5	6.5	6.5	6.5	6.5	6.8	6.8	6.8	6.8
Disappearance, Conflict, Terrorism	9.5	9.5	9.0	9.0	9.0	9.5	9.0	9.0	9.0
Women Security, Safety	6.7	6.7	6.7	6.7	6.7	8.3	8.3	8.3	8.3
 Movement	1.7	3.3	3.3	3.3	3.3	3.3	0.0	0.0	0.0
Freedom of Domestic Movement	0.0	5.0	0.0	10.0	10.0	10.0	0.0	0.0	0.0
Freedom of Foreign Movement	0.0	0.0	5.0	0.0	0.0	0.0	0.0	0.0	0.0
Women's Freedom of Movement	5.0	5.0	5.0	0.0	0.0	0.0	0.0	0.0	0.0
 Religious Freedom	8.2	8.0	8.1	8.0	8.0	8.1	7.7	8.6	8.9
Freedom to Establish Religious Org.	8.3	8.3	8.3	8.8	8.8	8.8	7.5	7.5	7.5
Harassment and Physical Hostilities	8.6	8.3	8.0	8.0	7.5	7.9	8.0	9.4	9.9
Legal and Regulatory Restrictions	7.6	7.5	8.1	7.2	7.7	7.7	7.7	8.7	9.4
 Assoc., Assembly and Civil Society	6.1	6.1	6.1	7.5	7.5	7.9	4.0	4.0	4.0
Freedom of Association	5.0	5.0	5.0	7.5	7.5	7.5	5.0	5.0	5.0
Assembly and Demonstration	5.0	5.0	5.0	7.5	7.5	7.5	2.5	2.5	2.5
Est. & Operate Political Parties	5.4	5.4	5.4	7.5	7.5	7.5	2.5	2.5	2.5
Est. & Operate Professional Organizations	8.3	8.3	8.3	6.3	6.3	6.3	2.5	2.5	2.5
Est. & Operate Edu., Sporting and Cultural	6.7	6.7	6.7	8.8	8.8	8.8	7.5	7.5	7.5
 Expression and Information	7.6	7.5	7.6	7.3	7.3	7.3	6.2	6.3	6.2
Press Killed	10.0	10.0	10.0	10.0	10.0	10.0	10.0	10.0	10.0
Press Jailed	10.0	10.0	10.0	10.0	10.0	10.0	10.0	10.0	10.0
Laws and Reg. That Influence Media	2.0	2.0	2.0	2.0	2.0	2.0	2.0	2.0	2.0
Political Pressure, Control Media	4.3	3.8	4.3	4.0	3.8	4.0	4.0	4.5	3.8
Access to Cable and Satellite	10.0	10.0	10.0	10.0	10.0	10.0	7.5	7.5	7.5
Freedom of Access to Frgn. Info.	6.7	6.7	6.7	7.5	7.5	7.5	7.5	7.5	7.5
State Control over Internet Access	10.0	10.0	10.0	7.5	7.5	7.5	2.5	2.5	2.5
 Identity and Relationships	5.0	5.0	5.0	5.0	5.0	3.3	3.3	3.3	3.3
Legal Gender	-	-	-	-	-	-	-	-	-
Parental Rights	0.0	0.0	0.0	0.0	0.0	0.0	0.0	0.0	0.0
Same-Sex Relationships	10.0	10.0	10.0	10.0	10.0	10.0	10.0	10.0	10.0
Divorce	-	-	-	-	-	0.0	0.0	0.0	0.0

Human Freedom Score over Time



Human Freedom Ranking over Time



GAMBIA, THE

SUB-SAHARAN AFRICA

RANKING 115/162



Score 0–10

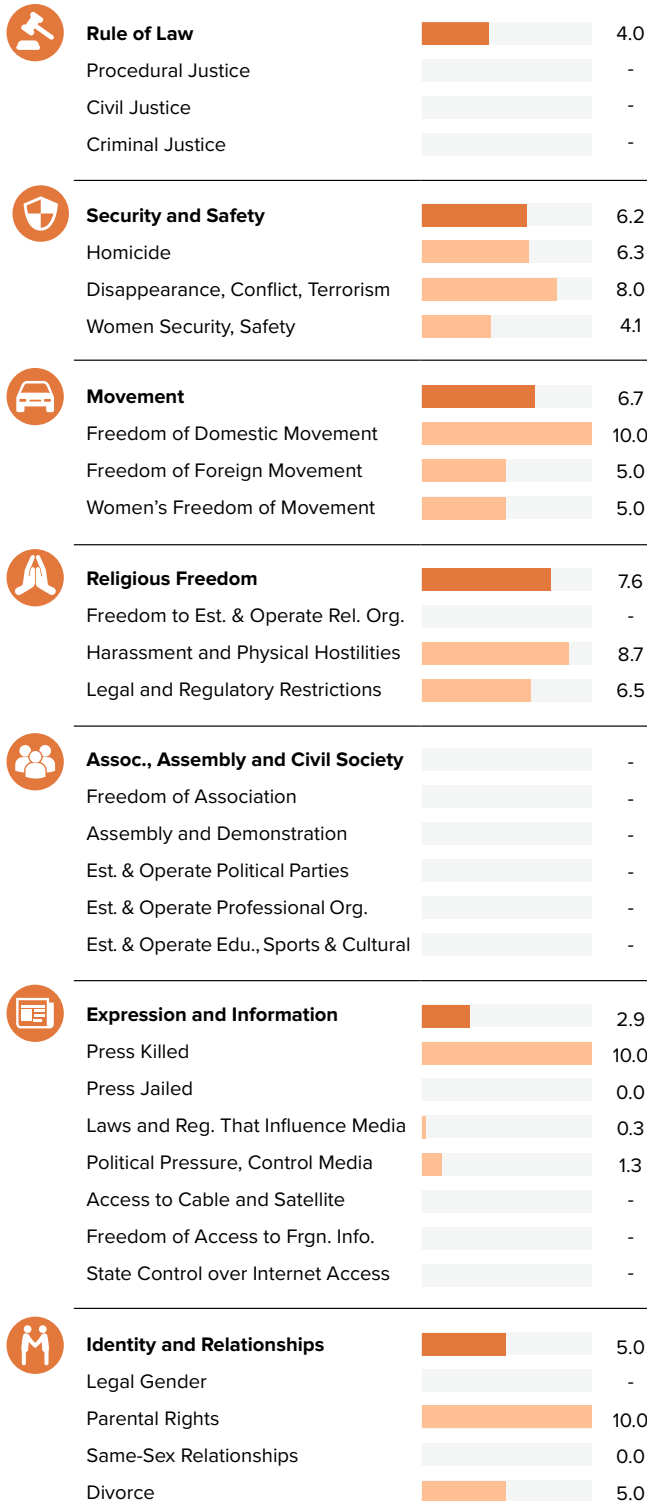
PERSONAL FREEDOM 5.30

ECONOMIC FREEDOM 7.34

HUMAN FREEDOM 6.32

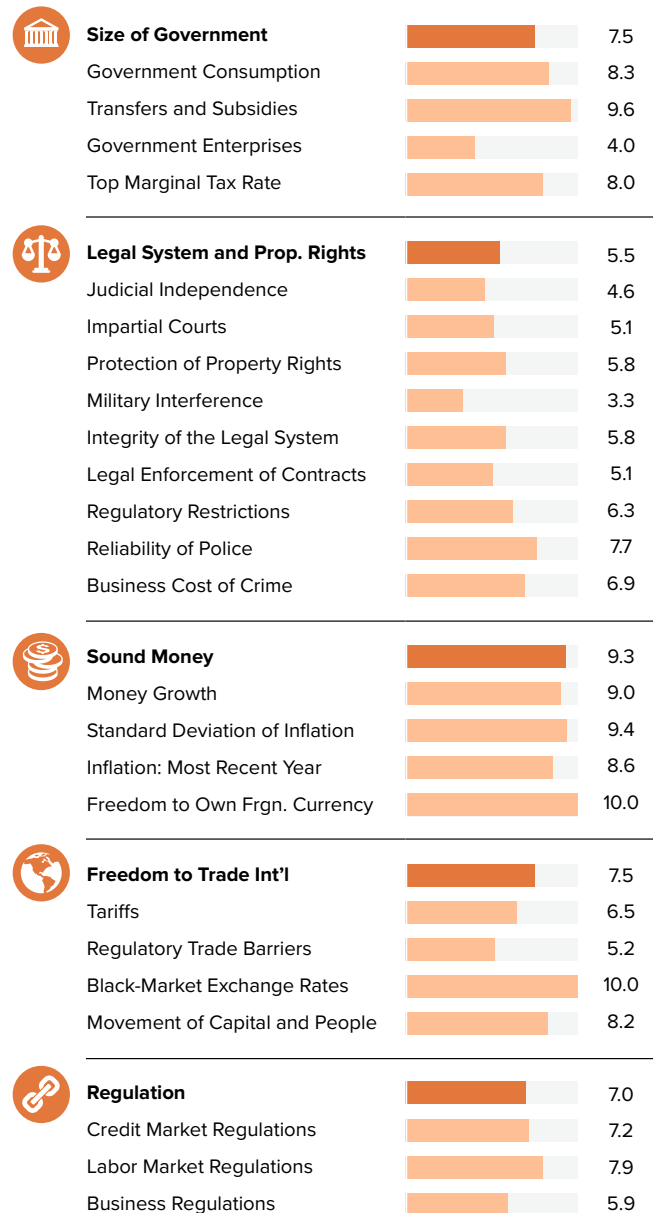
PERSONAL FREEDOM

Ranking
145/162










ECONOMIC FREEDOM

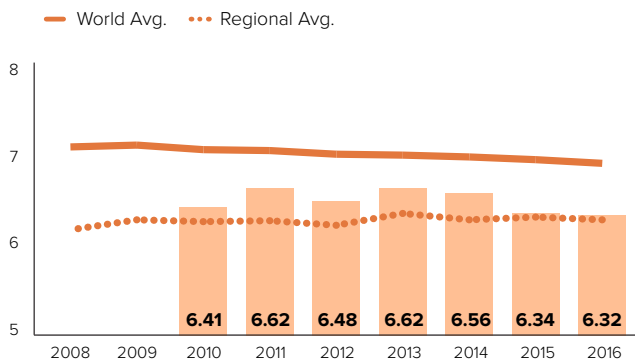
Ranking
49/162



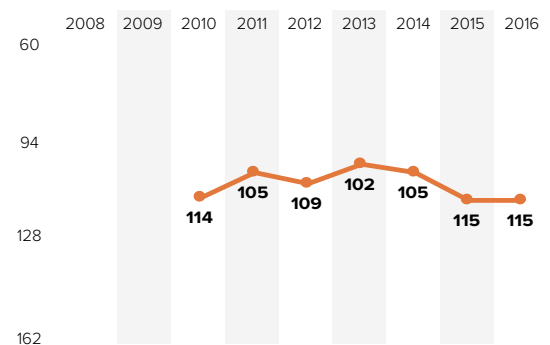
GAMBIA, THE | SUB-SAHARAN AFRICA

	2008	2009	2010	2011	2012	2013	2014	2015	2016
HUMAN FREEDOM	-	-	6.41	6.62	6.48	6.62	6.56	6.34	6.32
ECONOMIC FREEDOM	-	-	7.24	7.04	6.87	7.32	7.35	7.22	7.34
PERSONAL FREEDOM	-	-	5.58	6.19	6.08	5.93	5.78	5.46	5.30
 Rule of Law	-	-	4.8	4.8	4.4	4.4	4.2	4.2	4.0
Procedural Justice	-	-	-	-	-	-	-	-	-
Civil Justice	-	-	-	-	-	-	-	-	-
Criminal Justice	-	-	-	-	-	-	-	-	-
 Security and Safety	-	-	6.9	6.7	6.5	6.7	6.2	6.2	6.2
Homicide	-	-	6.1	6.1	6.1	6.3	6.3	6.3	6.3
Disappearance, Conflict, Terrorism	-	-	8.5	10.0	9.5	9.5	8.0	8.0	8.0
Women Security, Safety	-	-	6.0	4.1	4.1	4.1	4.1	4.1	4.1
 Movement	-	-	8.3	8.3	8.3	6.7	6.7	6.7	6.7
Freedom of Domestic Movement	-	-	10.0	5.0	5.0	5.0	10.0	10.0	10.0
Freedom of Foreign Movement	-	-	5.0	10.0	10.0	10.0	5.0	5.0	5.0
Women's Freedom of Movement	-	-	10.0	10.0	10.0	5.0	5.0	5.0	5.0
 Religious Freedom	-	-	8.8	9.0	9.3	9.5	9.6	8.5	7.6
Freedom to Establish Religious Org.	-	-	-	-	-	-	-	-	-
Harassment and Physical Hostilities	-	-	9.2	9.4	9.2	9.3	9.6	9.0	8.7
Legal and Regulatory Restrictions	-	-	8.4	8.5	9.4	9.6	9.6	8.0	6.5
 Assoc., Assembly and Civil Society	-	-	-	-	-	-	-	-	-
Freedom of Association	-	-	-	-	-	-	-	-	-
Assembly and Demonstration	-	-	-	-	-	-	-	-	-
Est. & Operate Political Parties	-	-	-	-	-	-	-	-	-
Est. & Operate Professional Organizations	-	-	-	-	-	-	-	-	-
Est. & Operate Edu., Sporting and Cultural	-	-	-	-	-	-	-	-	-
 Expression and Information	-	-	4.2	4.2	4.1	4.1	4.3	2.8	2.9
Press Killed	-	-	10.0	10.0	10.0	10.0	10.0	10.0	10.0
Press Jailed	-	-	4.1	4.3	4.5	4.6	4.8	0.0	0.0
Laws and Reg. That Influence Media	-	-	1.3	1.3	0.7	0.7	1.0	0.3	0.3
Political Pressure, Control Media	-	-	1.3	1.3	1.3	1.3	1.5	1.0	1.3
Access to Cable and Satellite	-	-	-	-	-	-	-	-	-
Freedom of Access to Frgn. Info.	-	-	-	-	-	-	-	-	-
State Control over Internet Access	-	-	-	-	-	-	-	-	-
 Identity and Relationships	-	-	0.0	5.0	5.0	5.0	5.0	5.0	5.0
Legal Gender	-	-	-	-	-	-	-	-	-
Parental Rights	-	-	0.0	10.0	10.0	10.0	10.0	10.0	10.0
Same-Sex Relationships	-	-	0.0	0.0	0.0	0.0	0.0	0.0	0.0
Divorce	-	-	-	-	-	5.0	5.0	5.0	5.0

Human Freedom Score over Time



Human Freedom Ranking over Time



GEORGIA

CAUCASUS & CENTRAL ASIA

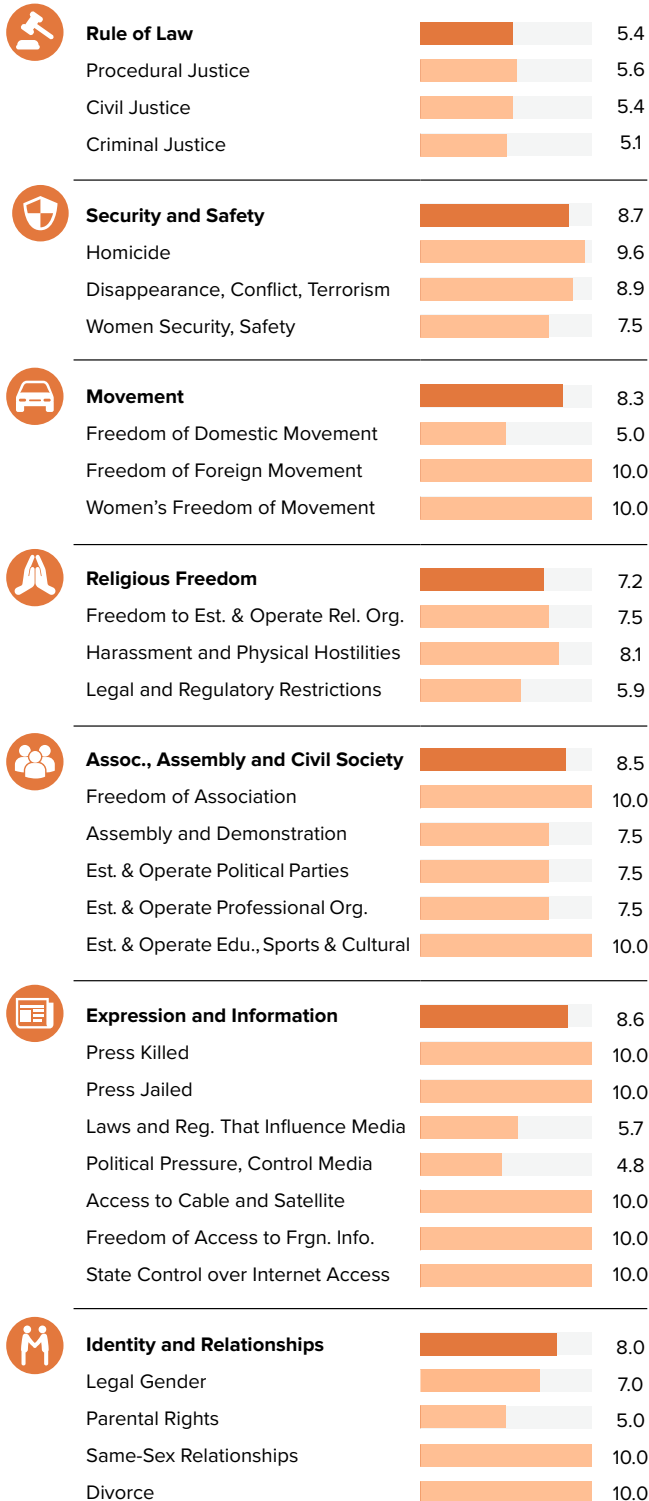
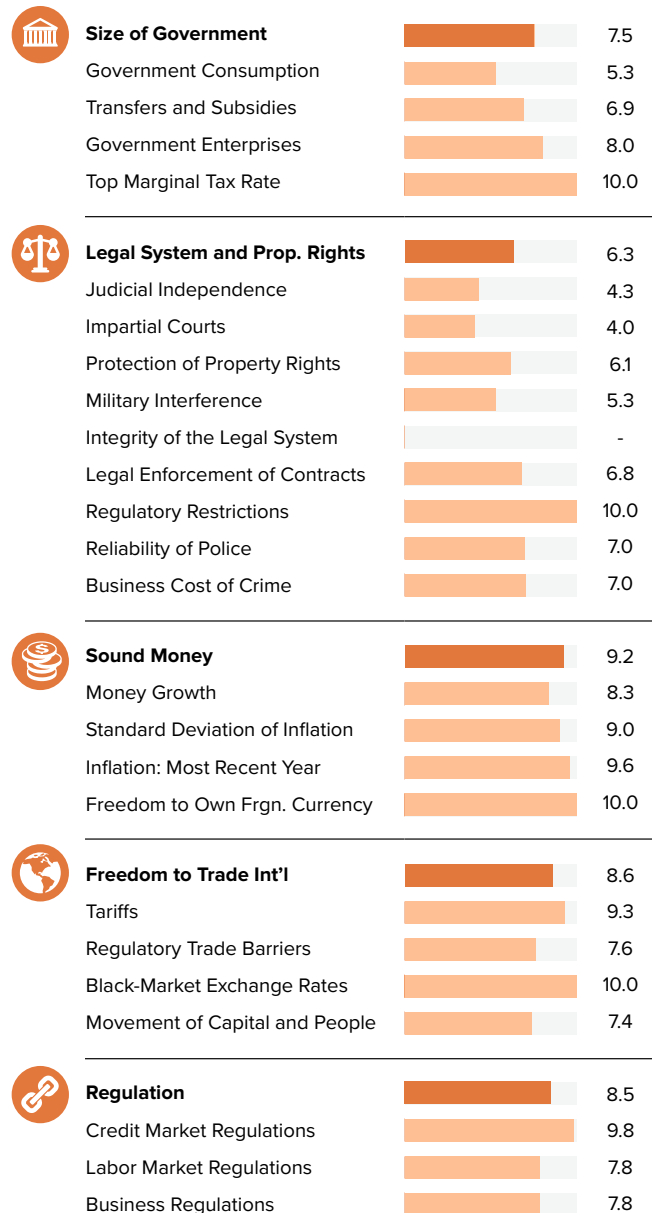
RANKING 40/162










Score 0–10

PERSONAL FREEDOM 7.58

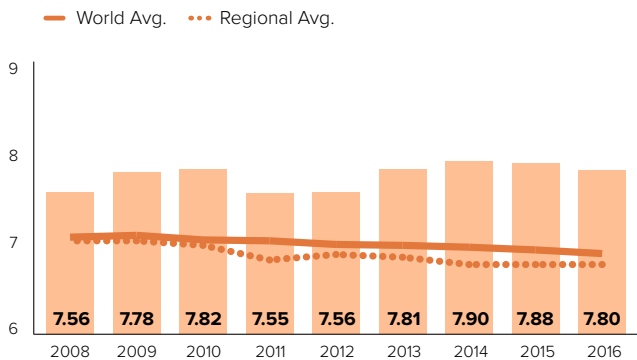
ECONOMIC FREEDOM 8.02

HUMAN FREEDOM 7.80**PERSONAL FREEDOM**Ranking
58/162**ECONOMIC FREEDOM**Ranking
7/162

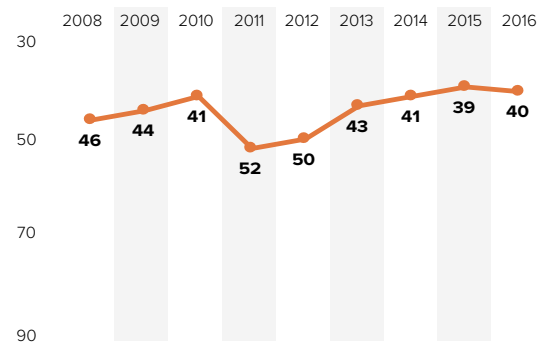
GEORGIA | CAUCASUS & CENTRAL ASIA

	2008	2009	2010	2011	2012	2013	2014	2015	2016
HUMAN FREEDOM	7.56	7.78	7.82	7.55	7.56	7.81	7.90	7.88	7.80
ECONOMIC FREEDOM	7.57	7.41	7.50	7.64	7.75	7.87	8.02	7.98	8.02
PERSONAL FREEDOM	7.54	8.15	8.14	7.46	7.38	7.76	7.77	7.78	7.58
 Rule of Law	6.0	6.0	6.0	6.0	5.3	5.3	5.7	6.0	5.4
Procedural Justice	5.3	5.3	5.3	5.3	4.9	4.9	5.4	6.1	5.6
Civil Justice	6.1	6.1	6.1	6.1	6.0	6.0	6.3	6.1	5.4
Criminal Justice	6.6	6.6	6.6	6.6	5.1	5.1	5.4	5.6	5.1
 Security and Safety	7.6	8.6	8.5	8.1	8.3	8.5	8.5	8.7	8.7
Homicide	7.6	8.0	8.2	8.2	8.9	8.9	8.9	9.6	9.6
Disappearance, Conflict, Terrorism	5.2	7.7	7.3	8.5	8.5	9.0	9.0	9.0	8.9
Women Security, Safety	10.0	10.0	10.0	7.5	7.5	7.5	7.5	7.5	7.5
 Movement	10.0	10.0	10.0	6.7	6.7	8.3	8.3	8.3	8.3
Freedom of Domestic Movement	10.0	10.0	10.0	10.0	10.0	10.0	5.0	5.0	5.0
Freedom of Foreign Movement	10.0	10.0	10.0	5.0	5.0	5.0	10.0	10.0	10.0
Women's Freedom of Movement	10.0	10.0	10.0	5.0	5.0	10.0	10.0	10.0	10.0
 Religious Freedom	8.7	8.9	8.6	8.7	9.0	8.9	8.3	7.6	7.2
Freedom to Establish Religious Org.	-	-	-	8.8	8.8	8.8	7.5	7.5	7.5
Harassment and Physical Hostilities	9.6	9.9	9.7	10.0	10.0	9.7	9.6	8.4	8.1
Legal and Regulatory Restrictions	7.7	7.8	7.5	7.4	8.1	8.1	7.9	7.0	5.9
 Assoc., Assembly and Civil Society	-	-	-	8.3	8.3	9.2	8.5	8.5	8.5
Freedom of Association	-	-	-	10.0	10.0	10.0	10.0	10.0	10.0
Assembly and Demonstration	-	-	-	7.5	7.5	7.5	7.5	7.5	7.5
Est. & Operate Political Parties	-	-	-	6.3	6.3	6.3	7.5	7.5	7.5
Est. & Operate Professional Organizations	-	-	-	7.5	7.5	7.5	7.5	7.5	7.5
Est. & Operate Edu., Sporting and Cultural	-	-	-	10.0	10.0	10.0	10.0	10.0	10.0
 Expression and Information	4.5	7.1	7.5	8.3	8.4	8.4	8.7	8.7	8.6
Press Killed	0.0	10.0	10.0	10.0	10.0	10.0	10.0	10.0	10.0
Press Jailed	10.0	10.0	10.0	10.0	10.0	10.0	10.0	10.0	10.0
Laws and Reg. That Influence Media	5.3	5.0	5.3	5.7	6.0	6.0	6.0	5.7	5.7
Political Pressure, Control Media	2.8	3.5	4.5	4.8	5.0	5.3	5.0	5.0	4.8
Access to Cable and Satellite	-	-	-	10.0	10.0	10.0	10.0	10.0	10.0
Freedom of Access to Frgn. Info.	-	-	-	7.5	7.5	7.5	10.0	10.0	10.0
State Control over Internet Access	-	-	-	10.0	10.0	10.0	10.0	10.0	10.0
 Identity and Relationships	10.0	10.0	10.0	7.5	7.5	8.3	8.3	8.0	8.0
Legal Gender	-	-	-	-	-	-	-	7.0	7.0
Parental Rights	10.0	10.0	10.0	5.0	5.0	5.0	5.0	5.0	5.0
Same-Sex Relationships	10.0	10.0	10.0	10.0	10.0	10.0	10.0	10.0	10.0
Divorce	-	-	-	-	-	10.0	10.0	10.0	10.0

Human Freedom Score over Time



Human Freedom Ranking over Time



GERMANY

WESTERN EUROPE

RANKING 13/162



Score 0–10

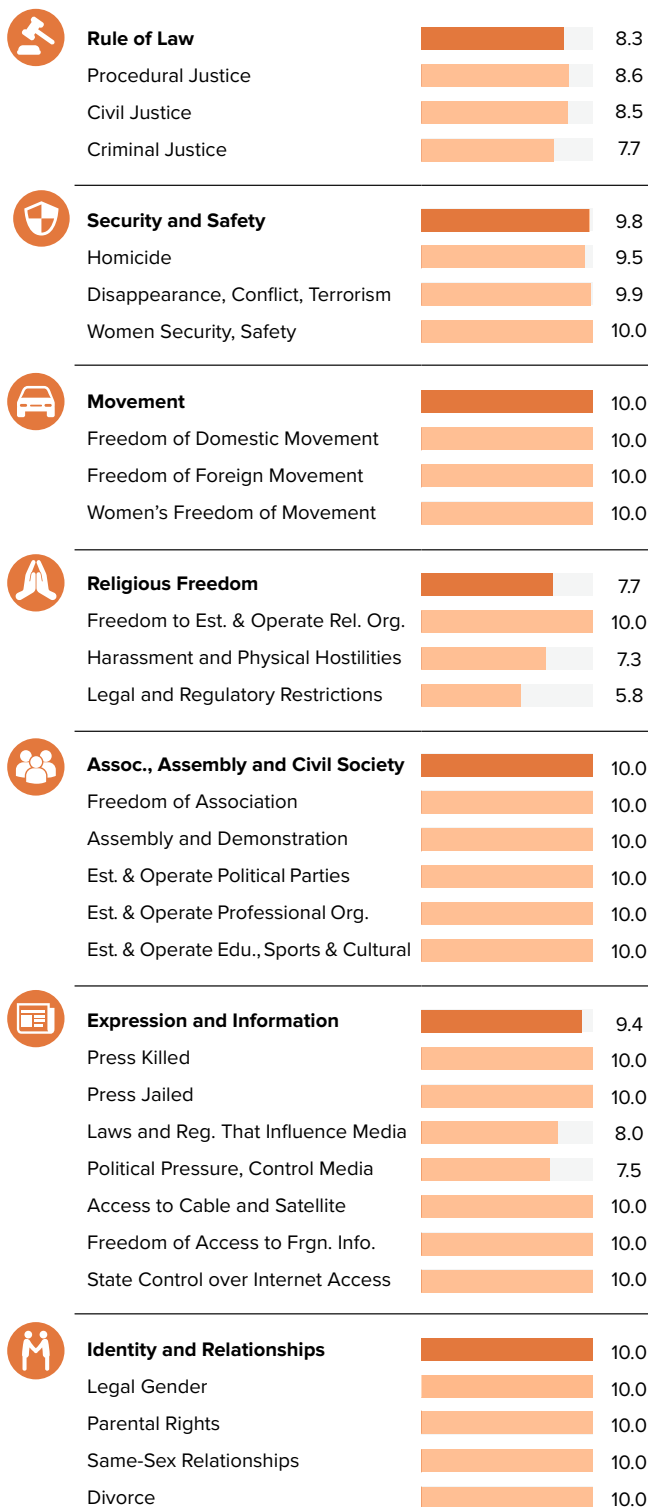
PERSONAL FREEDOM 9.24

ECONOMIC FREEDOM 7.69

HUMAN FREEDOM 8.46

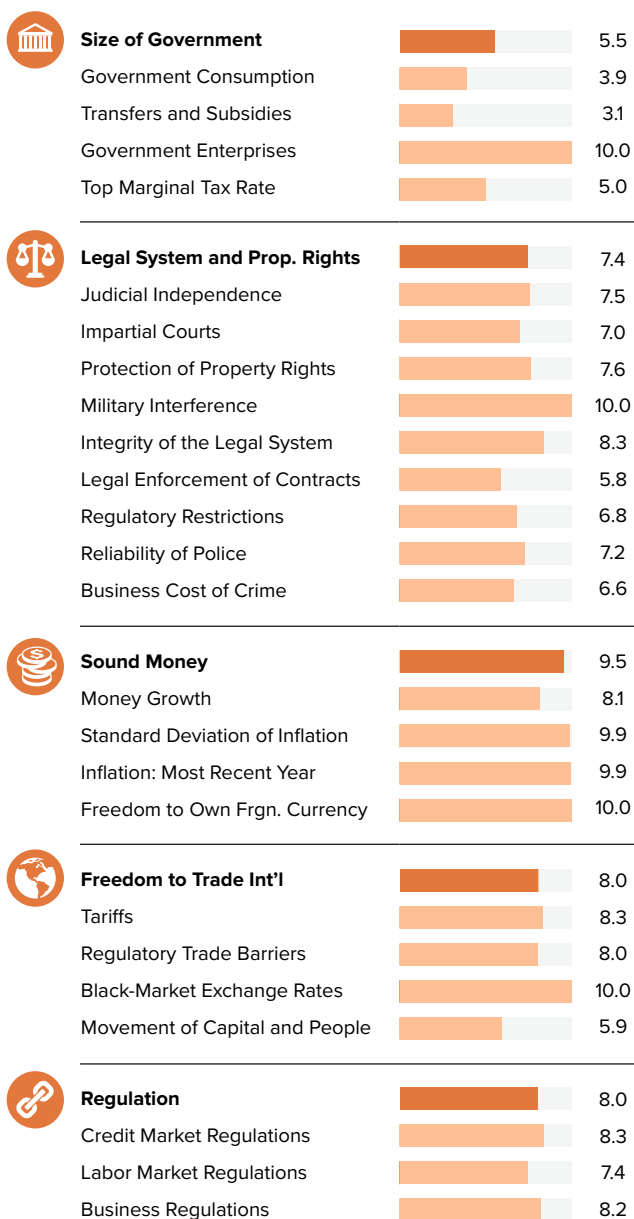
PERSONAL FREEDOM

Ranking
9/162










ECONOMIC FREEDOM

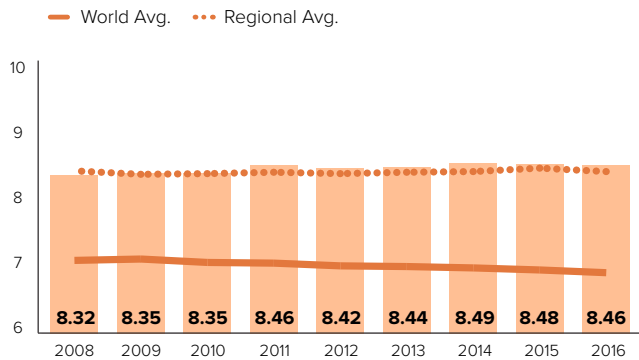
Ranking
20/162



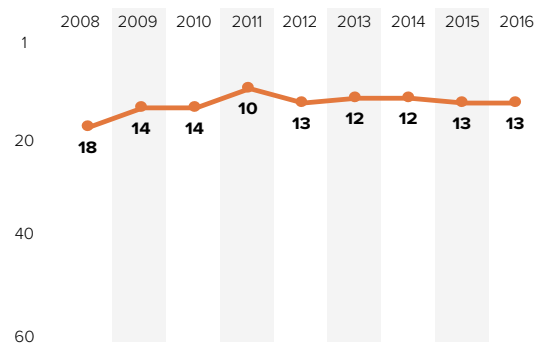
GERMANY | WESTERN EUROPE

	2008	2009	2010	2011	2012	2013	2014	2015	2016
HUMAN FREEDOM	8.32	8.35	8.35	8.46	8.42	8.44	8.49	8.48	8.46
ECONOMIC FREEDOM	7.50	7.55	7.59	7.68	7.64	7.66	7.67	7.67	7.69
PERSONAL FREEDOM	9.14	9.14	9.11	9.24	9.21	9.22	9.30	9.29	9.24
 Rule of Law	7.9	7.9	7.9	7.9	7.8	7.8	8.2	8.3	8.3
Procedural Justice	8.1	8.1	8.1	8.1	8.2	8.2	8.6	8.6	8.6
Civil Justice	8.0	8.0	8.0	8.0	8.2	8.2	8.2	8.6	8.5
Criminal Justice	7.6	7.6	7.6	7.6	7.1	7.1	7.6	7.7	7.7
 Security and Safety	9.8	9.8	9.8	9.8	9.8	9.9	9.9	9.9	9.8
Homicide	9.6	9.6	9.6	9.6	9.7	9.7	9.6	9.7	9.5
Disappearance, Conflict, Terrorism	10.0	10.0	10.0	10.0	10.0	10.0	10.0	10.0	9.9
Women Security, Safety	9.8	9.8	9.8	9.8	9.8	10.0	10.0	10.0	10.0
 Movement	10.0	10.0	10.0	10.0	10.0	10.0	10.0	10.0	10.0
Freedom of Domestic Movement	10.0	10.0	10.0	10.0	10.0	10.0	10.0	10.0	10.0
Freedom of Foreign Movement	10.0	10.0	10.0	10.0	10.0	10.0	10.0	10.0	10.0
Women's Freedom of Movement	10.0	10.0	10.0	10.0	10.0	10.0	10.0	10.0	10.0
 Religious Freedom	8.1	8.2	7.8	8.7	8.4	8.4	8.5	8.1	7.7
Freedom to Establish Religious Org.	8.8	8.8	8.8	10.0	10.0	10.0	10.0	10.0	10.0
Harassment and Physical Hostilities	8.7	8.9	8.5	8.8	8.2	8.4	8.1	7.6	7.3
Legal and Regulatory Restrictions	6.8	6.8	6.1	7.3	7.1	6.9	7.4	6.7	5.8
 Assoc., Assembly and Civil Society	10.0	10.0	10.0	10.0	10.0	10.0	10.0	10.0	10.0
Freedom of Association	10.0	10.0	10.0	10.0	10.0	10.0	10.0	10.0	10.0
Assembly and Demonstration	10.0	10.0	10.0	10.0	10.0	10.0	10.0	10.0	10.0
Est. & Operate Political Parties	10.0	10.0	10.0	10.0	10.0	10.0	10.0	10.0	10.0
Est. & Operate Professional Organizations	10.0	10.0	10.0	10.0	10.0	10.0	10.0	10.0	10.0
Est. & Operate Edu., Sporting and Cultural	10.0	10.0	10.0	10.0	10.0	10.0	10.0	10.0	10.0
 Expression and Information	9.0	9.0	9.0	9.5	9.5	9.5	9.4	9.4	9.4
Press Killed	10.0	10.0	10.0	10.0	10.0	10.0	10.0	10.0	10.0
Press Jailed	10.0	10.0	10.0	10.0	10.0	10.0	10.0	10.0	10.0
Laws and Reg. That Influence Media	8.0	8.0	8.0	8.0	8.0	8.0	8.0	8.0	8.0
Political Pressure, Control Media	8.5	8.3	8.3	8.3	8.3	8.3	8.0	7.5	7.5
Access to Cable and Satellite	10.0	10.0	10.0	10.0	10.0	10.0	10.0	10.0	10.0
Freedom of Access to Frgn. Info.	10.0	10.0	10.0	10.0	10.0	10.0	10.0	10.0	10.0
State Control over Internet Access	6.7	6.7	6.7	10.0	10.0	10.0	10.0	10.0	10.0
 Identity and Relationships	10.0	10.0	10.0	10.0	10.0	10.0	10.0	10.0	10.0
Legal Gender	-	-	-	-	-	-	-	10.0	10.0
Parental Rights	10.0	10.0	10.0	10.0	10.0	10.0	10.0	10.0	10.0
Same-Sex Relationships	10.0	10.0	10.0	10.0	10.0	10.0	10.0	10.0	10.0
Divorce	-	-	-	-	-	10.0	10.0	10.0	10.0

Human Freedom Score over Time



Human Freedom Ranking over Time



GHANA

SUB-SAHARAN AFRICA

RANKING 57/162



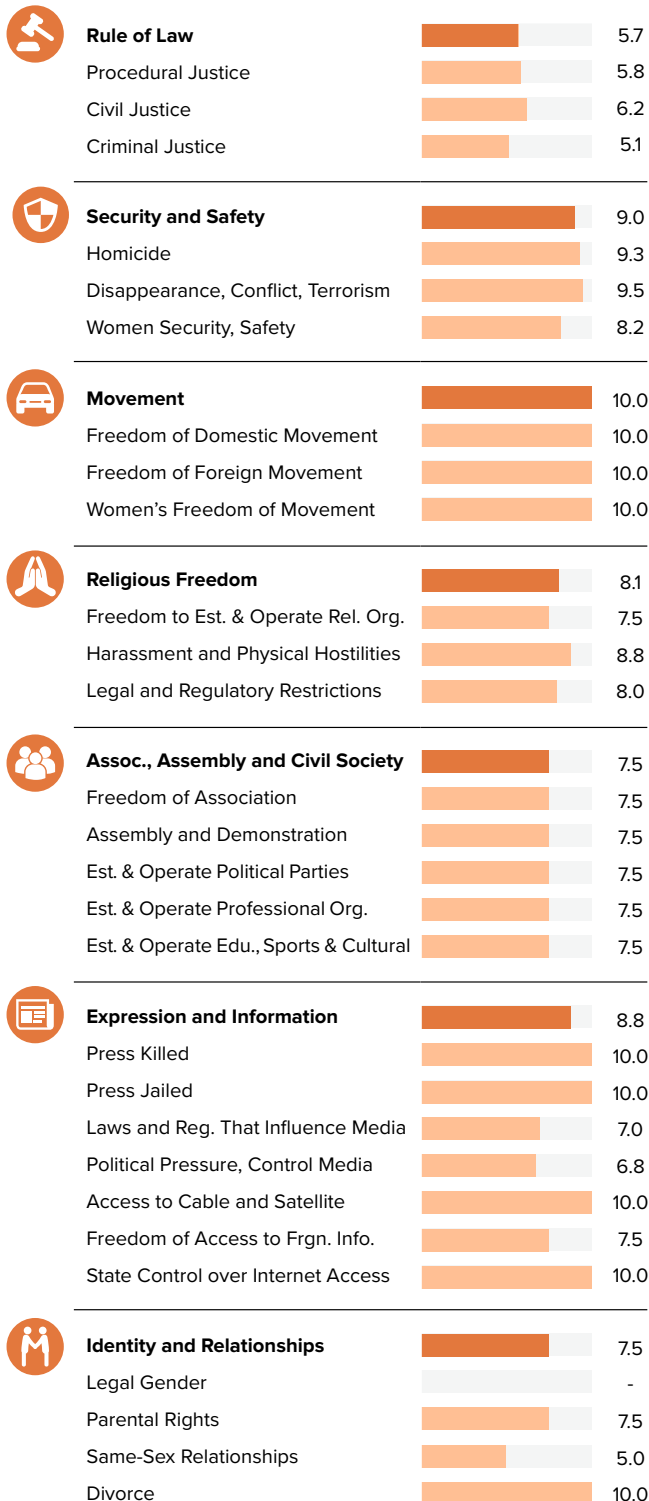
Score 0–10

PERSONAL FREEDOM 7.87

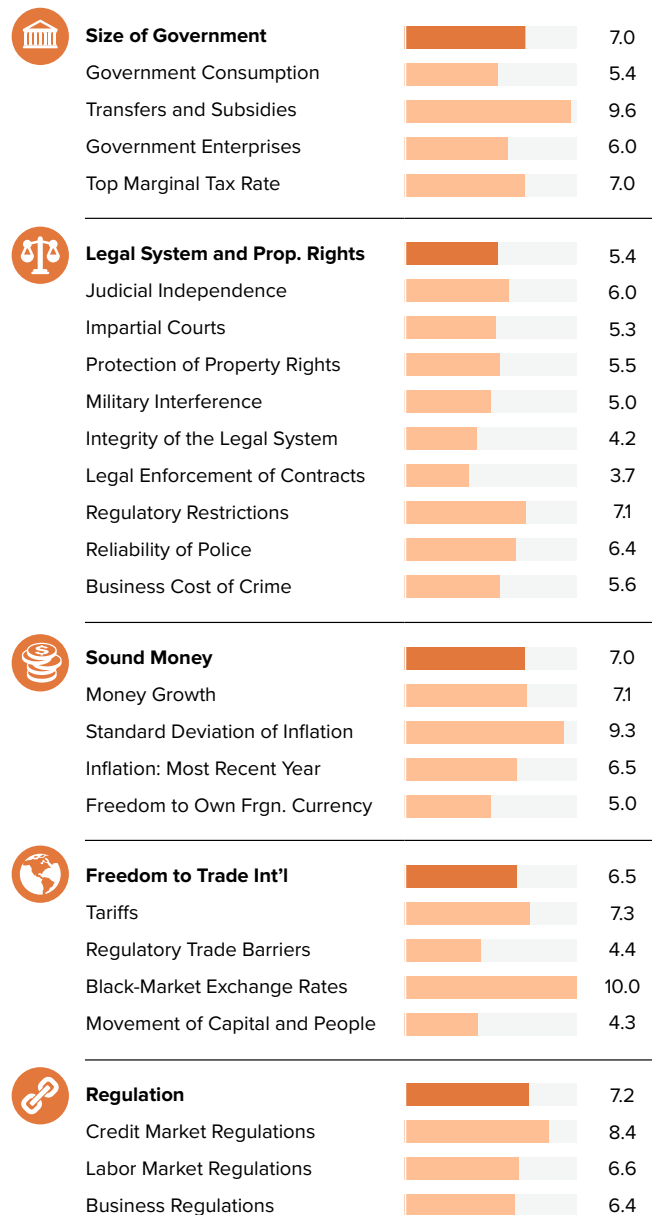
ECONOMIC FREEDOM 6.60

HUMAN FREEDOM 7.24








PERSONAL FREEDOM

 Ranking
46/162


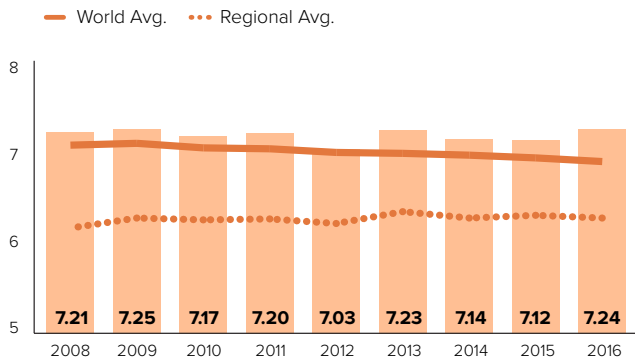
ECONOMIC FREEDOM

 Ranking
98/162


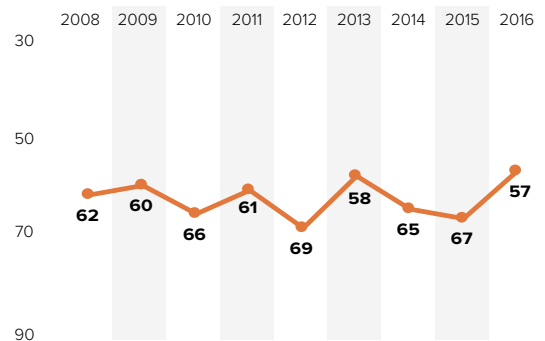
GHANA | SUB-SAHARAN AFRICA

	2008	2009	2010	2011	2012	2013	2014	2015	2016
HUMAN FREEDOM	7.21	7.25	7.17	7.20	7.03	7.23	7.14	7.12	7.24
ECONOMIC FREEDOM	6.82	6.87	6.75	6.76	6.44	6.55	6.41	6.52	6.60
PERSONAL FREEDOM	7.61	7.63	7.58	7.65	7.63	7.92	7.87	7.71	7.87
 Rule of Law	5.4	5.4	5.4	5.4	5.4	5.4	5.8	5.3	5.7
Procedural Justice	5.8	5.8	5.8	5.8	5.9	5.9	6.4	5.1	5.8
Civil Justice	6.1	6.1	6.1	6.1	5.9	5.9	6.1	6.1	6.2
Criminal Justice	4.5	4.5	4.5	4.5	4.4	4.4	5.0	4.7	5.1
 Security and Safety	8.8	8.8	8.8	9.0	9.0	9.0	9.0	9.0	9.0
Homicide	9.3	9.3	9.3	9.3	9.3	9.3	9.3	9.3	9.3
Disappearance, Conflict, Terrorism	9.5	9.5	9.5	9.5	9.5	9.5	9.5	9.5	9.5
Women Security, Safety	7.7	7.7	7.7	8.2	8.2	8.2	8.2	8.2	8.2
 Movement	10.0	10.0	10.0	10.0	10.0	10.0	10.0	10.0	10.0
Freedom of Domestic Movement	10.0	10.0	10.0	10.0	10.0	10.0	10.0	10.0	10.0
Freedom of Foreign Movement	10.0	10.0	10.0	10.0	10.0	10.0	10.0	10.0	10.0
Women's Freedom of Movement	10.0	10.0	10.0	10.0	10.0	10.0	10.0	10.0	10.0
 Religious Freedom	7.4	7.6	7.1	7.7	7.6	7.7	7.7	8.0	8.1
Freedom to Establish Religious Org.	7.1	7.1	7.1	8.8	8.8	8.8	7.5	7.5	7.5
Harassment and Physical Hostilities	8.6	8.7	7.6	7.9	7.5	7.9	8.6	9.0	8.8
Legal and Regulatory Restrictions	6.6	7.0	6.7	6.4	6.4	6.5	7.0	7.5	8.0
 Assoc., Assembly and Civil Society	8.8	8.8	8.8	8.5	8.5	8.8	7.5	7.5	7.5
Freedom of Association	10.0	10.0	10.0	10.0	10.0	10.0	7.5	7.5	7.5
Assembly and Demonstration	10.0	10.0	10.0	7.5	7.5	7.5	7.5	7.5	7.5
Est. & Operate Political Parties	7.1	7.1	7.1	7.5	7.5	7.5	7.5	7.5	7.5
Est. & Operate Professional Organizations	7.1	7.1	7.1	8.8	8.8	8.8	7.5	7.5	7.5
Est. & Operate Edu., Sporting and Cultural	10.0	10.0	10.0	8.8	8.8	8.8	7.5	7.5	7.5
 Expression and Information	9.3	9.3	9.3	9.3	9.3	9.3	8.9	8.3	8.8
Press Killed	10.0	10.0	10.0	10.0	10.0	10.0	10.0	6.4	10.0
Press Jailed	10.0	10.0	10.0	10.0	10.0	10.0	10.0	10.0	10.0
Laws and Reg. That Influence Media	7.3	7.3	7.3	7.3	7.3	7.3	7.3	7.3	7.0
Political Pressure, Control Media	7.8	7.8	7.8	7.5	7.5	7.5	7.5	7.0	6.8
Access to Cable and Satellite	10.0	10.0	10.0	10.0	10.0	10.0	10.0	10.0	10.0
Freedom of Access to Frgn. Info.	10.0	10.0	10.0	10.0	10.0	10.0	7.5	7.5	7.5
State Control over Internet Access	10.0	10.0	10.0	10.0	10.0	10.0	10.0	10.0	10.0
 Identity and Relationships	5.0	5.0	5.0	5.0	5.0	7.5	7.5	7.5	7.5
Legal Gender	-	-	-	-	-	-	-	-	-
Parental Rights	5.0	5.0	5.0	5.0	5.0	7.5	7.5	7.5	7.5
Same-Sex Relationships	5.0	5.0	5.0	5.0	5.0	5.0	5.0	5.0	5.0
Divorce	-	-	-	-	-	10.0	10.0	10.0	10.0

Human Freedom Score over Time



Human Freedom Ranking over Time



GREECE

EASTERN EUROPE

RANKING 61/162



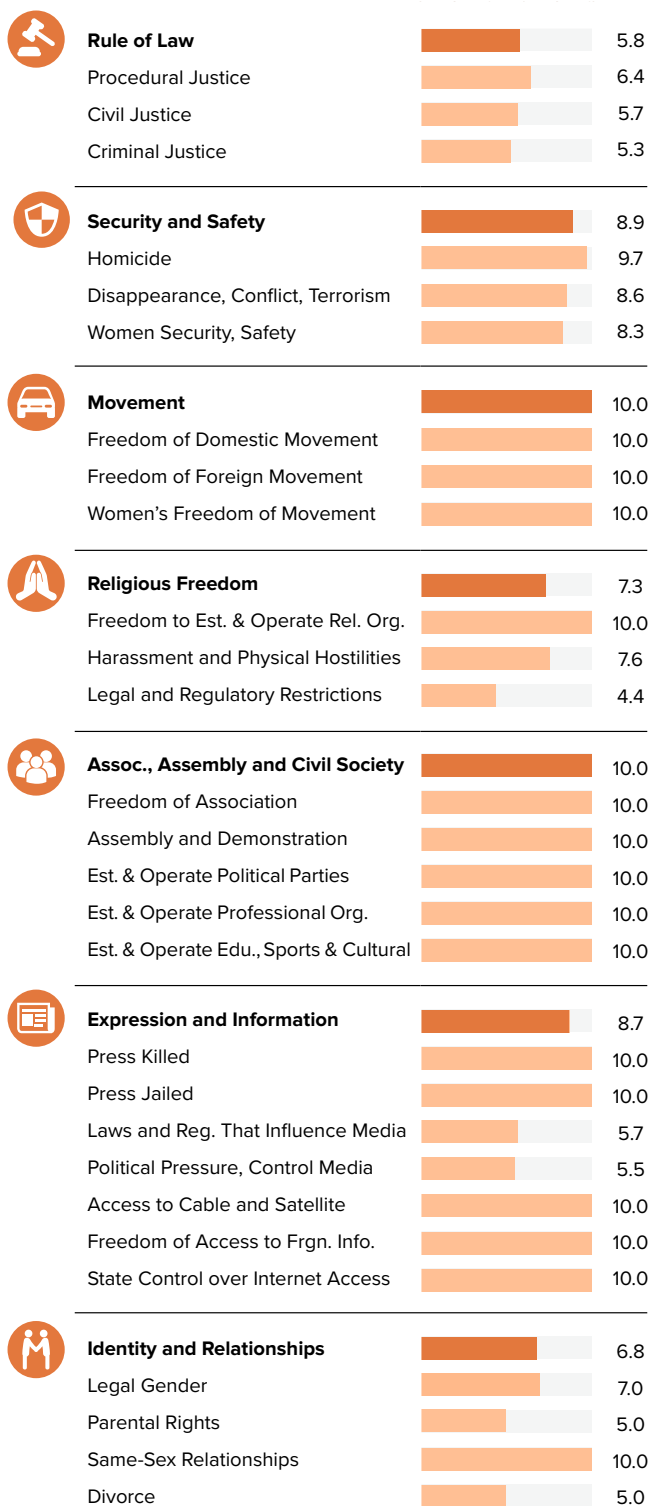
Score 0–10

PERSONAL FREEDOM 7.95
ECONOMIC FREEDOM 6.46

HUMAN FREEDOM 7.20

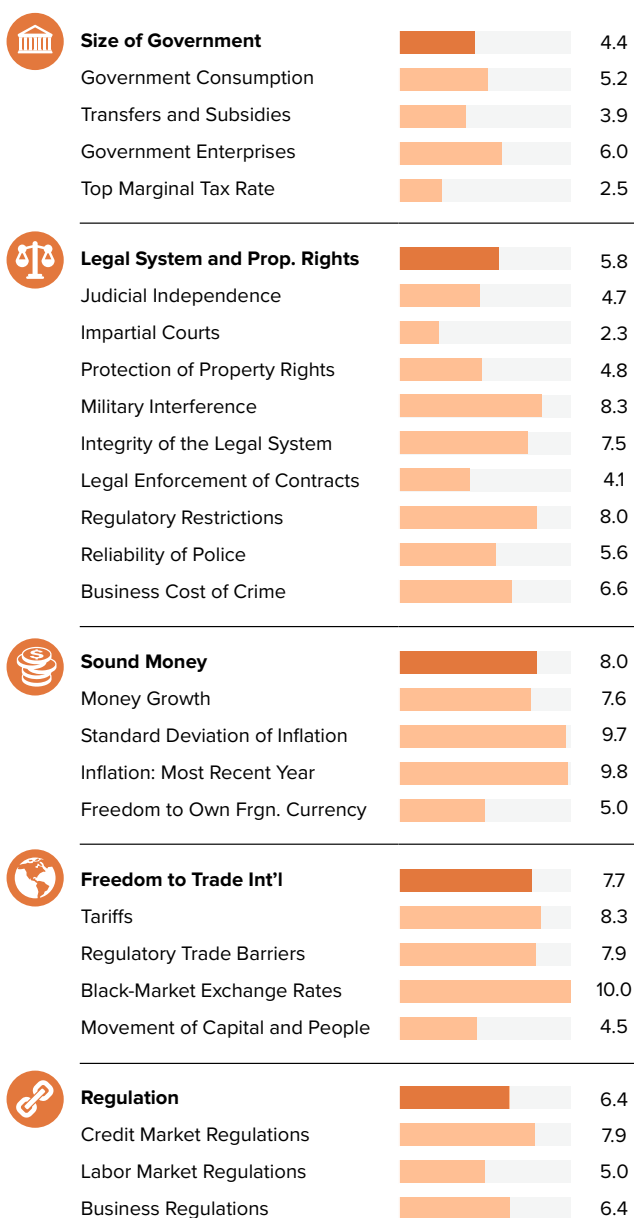
PERSONAL FREEDOM

Ranking
45/162










ECONOMIC FREEDOM

Ranking
108/162

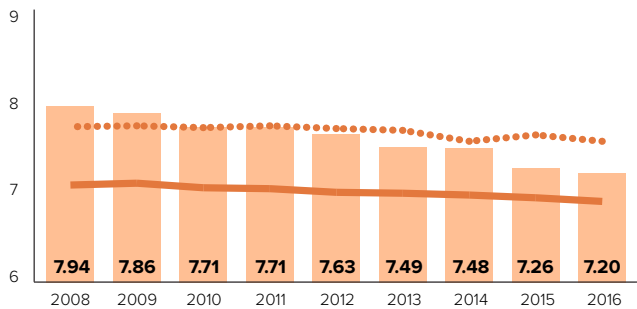


GREECE | EASTERN EUROPE

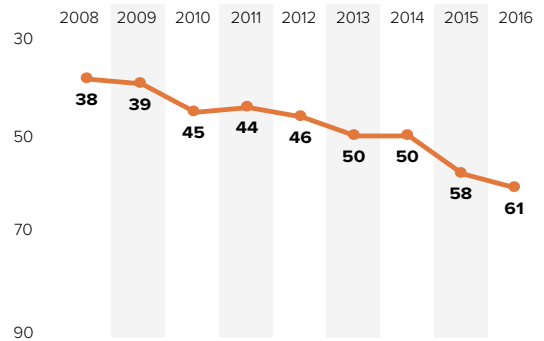
	2008	2009	2010	2011	2012	2013	2014	2015	2016
HUMAN FREEDOM	7.94	7.86	7.71	7.71	7.63	7.49	7.48	7.26	7.20
ECONOMIC FREEDOM	7.10	6.96	6.81	6.69	6.67	6.88	6.81	6.45	6.46
PERSONAL FREEDOM	8.77	8.77	8.62	8.73	8.60	8.09	8.14	8.07	7.95
 Rule of Law	6.1	6.1	6.1	6.1	5.8	5.8	5.8	5.9	5.8
Procedural Justice	7.2	7.2	7.2	7.2	6.7	6.7	6.6	7.1	6.4
Civil Justice	6.1	6.1	6.1	6.1	6.1	6.1	5.9	5.7	5.7
Criminal Justice	5.0	5.0	5.0	5.0	4.6	4.6	4.9	5.1	5.3
 Security and Safety	9.7	9.6	9.6	9.6	9.6	8.9	9.0	9.0	8.9
Homicide	9.5	9.5	9.4	9.4	9.4	9.5	9.6	9.7	9.7
Disappearance, Conflict, Terrorism	9.5	9.5	9.5	9.5	9.5	9.0	9.0	9.0	8.6
Women Security, Safety	10.0	10.0	10.0	10.0	10.0	8.3	8.3	8.3	8.3
 Movement	10.0	10.0	10.0	10.0	10.0	10.0	10.0	10.0	10.0
Freedom of Domestic Movement	10.0	10.0	10.0	10.0	10.0	10.0	10.0	10.0	10.0
Freedom of Foreign Movement	10.0	10.0	10.0	10.0	10.0	10.0	10.0	10.0	10.0
Women's Freedom of Movement	10.0	10.0	10.0	10.0	10.0	10.0	10.0	10.0	10.0
 Religious Freedom	9.2	9.2	9.2	9.0	8.6	8.9	9.3	8.0	7.3
Freedom to Establish Religious Org.	10.0	10.0	10.0	8.8	8.8	8.8	10.0	10.0	10.0
Harassment and Physical Hostilities	8.6	8.6	8.6	8.9	7.9	8.8	9.1	8.3	7.6
Legal and Regulatory Restrictions	9.1	9.1	8.8	9.3	9.3	9.1	8.7	5.8	4.4
 Assoc., Assembly and Civil Society	10.0	10.0	10.0	10.0	10.0	10.0	10.0	10.0	10.0
Freedom of Association	10.0	10.0	10.0	10.0	10.0	10.0	10.0	10.0	10.0
Assembly and Demonstration	10.0	10.0	10.0	10.0	10.0	10.0	10.0	10.0	10.0
Est. & Operate Political Parties	10.0	10.0	10.0	10.0	10.0	10.0	10.0	10.0	10.0
Est. & Operate Professional Organizations	10.0	10.0	10.0	10.0	10.0	10.0	10.0	10.0	10.0
Est. & Operate Edu., Sporting and Cultural	10.0	10.0	10.0	10.0	10.0	10.0	10.0	10.0	10.0
 Expression and Information	9.1	9.1	7.8	9.0	8.8	8.6	8.5	8.6	8.7
Press Killed	10.0	10.0	1.0	10.0	10.0	10.0	10.0	10.0	10.0
Press Jailed	10.0	10.0	10.0	10.0	10.0	10.0	10.0	10.0	10.0
Laws and Reg. That Influence Media	7.0	7.0	7.0	7.0	6.0	5.3	4.7	5.0	5.7
Political Pressure, Control Media	6.5	6.5	6.3	6.3	5.3	5.0	4.8	5.0	5.5
Access to Cable and Satellite	10.0	10.0	10.0	10.0	10.0	10.0	10.0	10.0	10.0
Freedom of Access to Frgn. Info.	10.0	10.0	10.0	10.0	10.0	10.0	10.0	10.0	10.0
State Control over Internet Access	10.0	10.0	10.0	10.0	10.0	10.0	10.0	10.0	10.0
 Identity and Relationships	10.0	10.0	10.0	10.0	10.0	6.7	6.7	6.8	6.8
Legal Gender	-	-	-	-	-	-	-	7.0	7.0
Parental Rights	10.0	10.0	10.0	10.0	10.0	5.0	5.0	5.0	5.0
Same-Sex Relationships	10.0	10.0	10.0	10.0	10.0	10.0	10.0	10.0	10.0
Divorce	-	-	-	-	-	5.0	5.0	5.0	5.0

Human Freedom Score over Time

— World Avg. ··· Regional Avg.



Human Freedom Ranking over Time



GUATEMALA

LATIN AMERICA & THE CARIBBEAN

RANKING 66/162



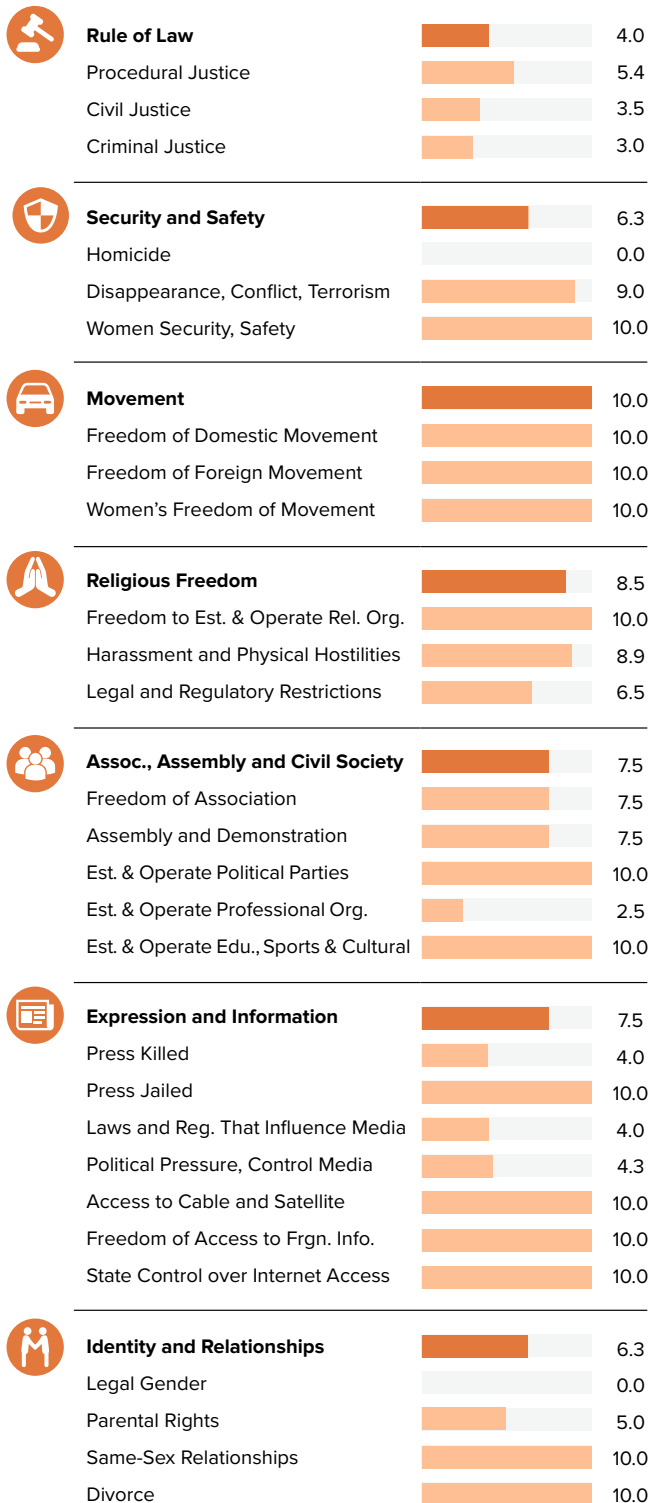
Score 0–10

PERSONAL FREEDOM 6.55

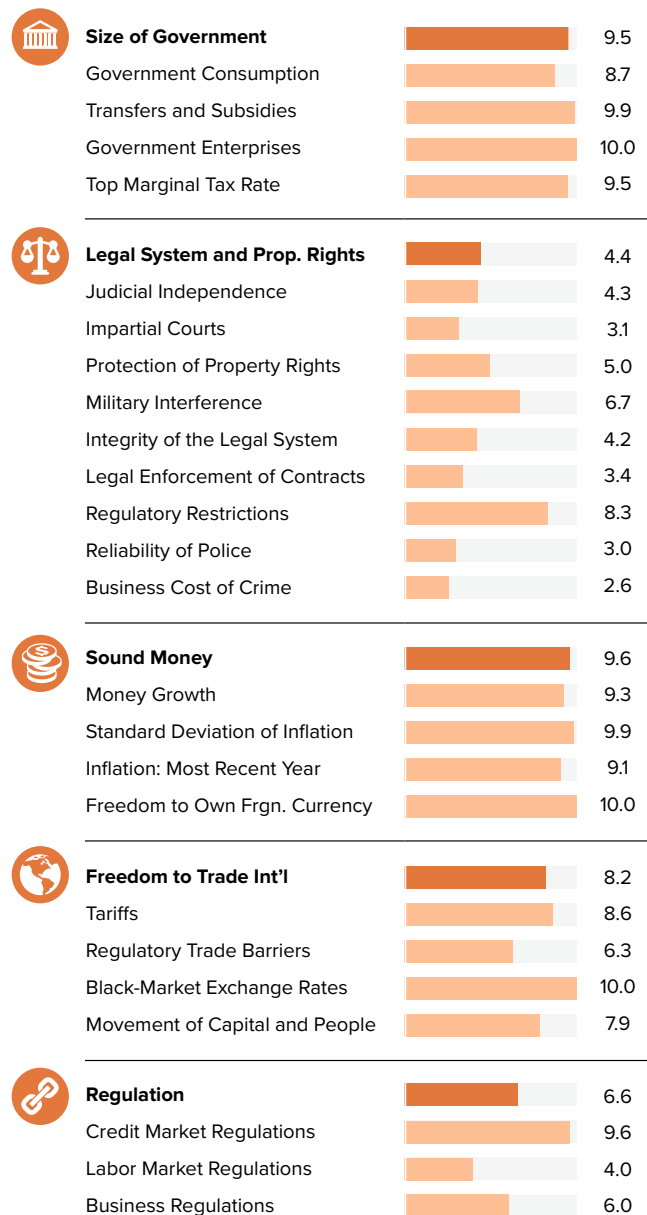
ECONOMIC FREEDOM 7.64

HUMAN FREEDOM 7.09








PERSONAL FREEDOM

Ranking
99/162

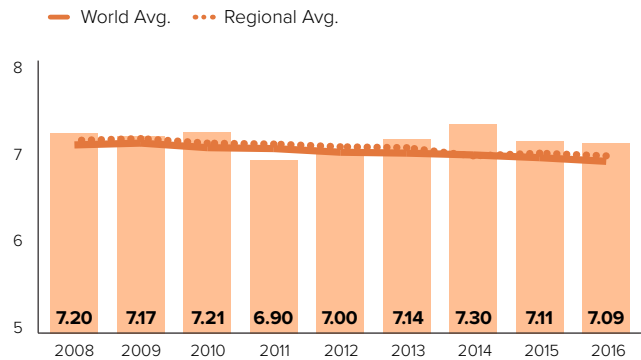
ECONOMIC FREEDOM

Ranking
23/162

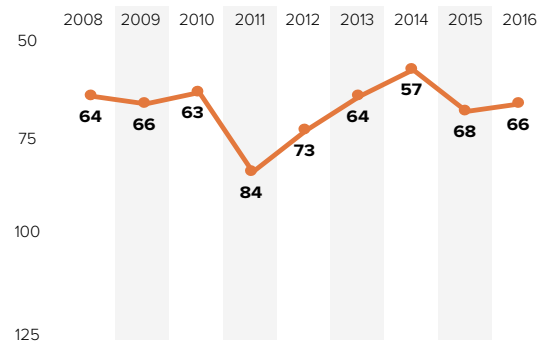
GUATEMALA | LATIN AMERICA & THE CARIBBEAN

	2008	2009	2010	2011	2012	2013	2014	2015	2016
HUMAN FREEDOM	7.20	7.17	7.21	6.90	7.00	7.14	7.30	7.11	7.09
ECONOMIC FREEDOM	7.21	7.15	7.15	7.22	7.41	7.66	7.65	7.69	7.64
PERSONAL FREEDOM	7.19	7.18	7.27	6.57	6.58	6.62	6.95	6.53	6.55
 Rule of Law	4.6	4.6	4.6	4.6	4.1	4.1	4.1	3.9	4.0
Procedural Justice	5.9	5.9	5.9	5.9	5.5	5.5	5.6	5.6	5.4
Civil Justice	4.1	4.1	4.1	4.1	3.6	3.6	3.6	3.3	3.5
Criminal Justice	3.7	3.7	3.7	3.7	3.0	3.0	3.0	2.9	3.0
 Security and Safety	6.5	6.5	6.3	6.2	6.3	6.3	6.3	6.3	6.3
Homicide	0.0	0.0	0.0	0.0	0.0	0.0	0.0	0.0	0.0
Disappearance, Conflict, Terrorism	9.5	9.5	9.0	8.5	9.0	9.0	9.0	9.0	9.0
Women Security, Safety	10.0	10.0	10.0	10.0	10.0	10.0	10.0	10.0	10.0
 Movement	10.0	10.0	10.0	10.0	10.0	10.0	10.0	10.0	10.0
Freedom of Domestic Movement	10.0	10.0	10.0	10.0	10.0	10.0	10.0	10.0	10.0
Freedom of Foreign Movement	10.0	10.0	10.0	10.0	10.0	10.0	10.0	10.0	10.0
Women's Freedom of Movement	10.0	10.0	10.0	10.0	10.0	10.0	10.0	10.0	10.0
 Religious Freedom	8.8	8.7	8.6	8.8	8.8	8.5	9.4	9.0	8.5
Freedom to Establish Religious Org.	7.1	7.1	7.1	7.5	7.5	7.5	10.0	10.0	10.0
Harassment and Physical Hostilities	9.6	9.4	9.2	9.4	9.6	9.3	9.3	9.4	8.9
Legal and Regulatory Restrictions	9.6	9.6	9.4	9.4	9.4	8.8	8.8	7.6	6.5
 Assoc., Assembly and Civil Society	8.5	8.5	8.5	7.5	7.5	7.5	7.5	7.5	7.5
Freedom of Association	10.0	10.0	10.0	7.5	7.5	7.5	7.5	7.5	7.5
Assembly and Demonstration	10.0	10.0	10.0	7.5	7.5	7.5	7.5	7.5	7.5
Est. & Operate Political Parties	7.1	7.1	7.1	7.5	7.5	7.5	10.0	10.0	10.0
Est. & Operate Professional Organizations	7.1	7.1	7.1	7.5	7.5	7.5	2.5	2.5	2.5
Est. & Operate Edu., Sporting and Cultural	8.3	8.3	8.3	7.5	7.5	7.5	10.0	10.0	10.0
 Expression and Information	6.9	6.9	8.3	6.3	7.3	5.8	8.3	6.9	7.5
Press Killed	0.0	0.0	10.0	3.3	10.0	0.0	10.0	0.0	4.0
Press Jailed	10.0	10.0	10.0	10.0	10.0	10.0	10.0	10.0	10.0
Laws and Reg. That Influence Media	4.7	4.7	4.7	4.7	4.7	4.3	4.0	4.0	4.0
Political Pressure, Control Media	3.5	3.5	3.8	3.5	3.8	3.8	4.0	4.3	4.3
Access to Cable and Satellite	10.0	10.0	10.0	7.5	7.5	7.5	10.0	10.0	10.0
Freedom of Access to Frgn. Info.	10.0	10.0	10.0	7.5	7.5	7.5	10.0	10.0	10.0
State Control over Internet Access	10.0	10.0	10.0	7.5	7.5	7.5	10.0	10.0	10.0
 Identity and Relationships	10.0	10.0	10.0	6.3	6.3	8.3	8.3	6.3	6.3
Legal Gender	-	-	-	-	-	-	-	0.0	0.0
Parental Rights	10.0	10.0	10.0	2.5	2.5	5.0	5.0	5.0	5.0
Same-Sex Relationships	10.0	10.0	10.0	10.0	10.0	10.0	10.0	10.0	10.0
Divorce	-	-	-	-	-	10.0	10.0	10.0	10.0

Human Freedom Score over Time



Human Freedom Ranking over Time



GUINEA

SUB-SAHARAN AFRICA

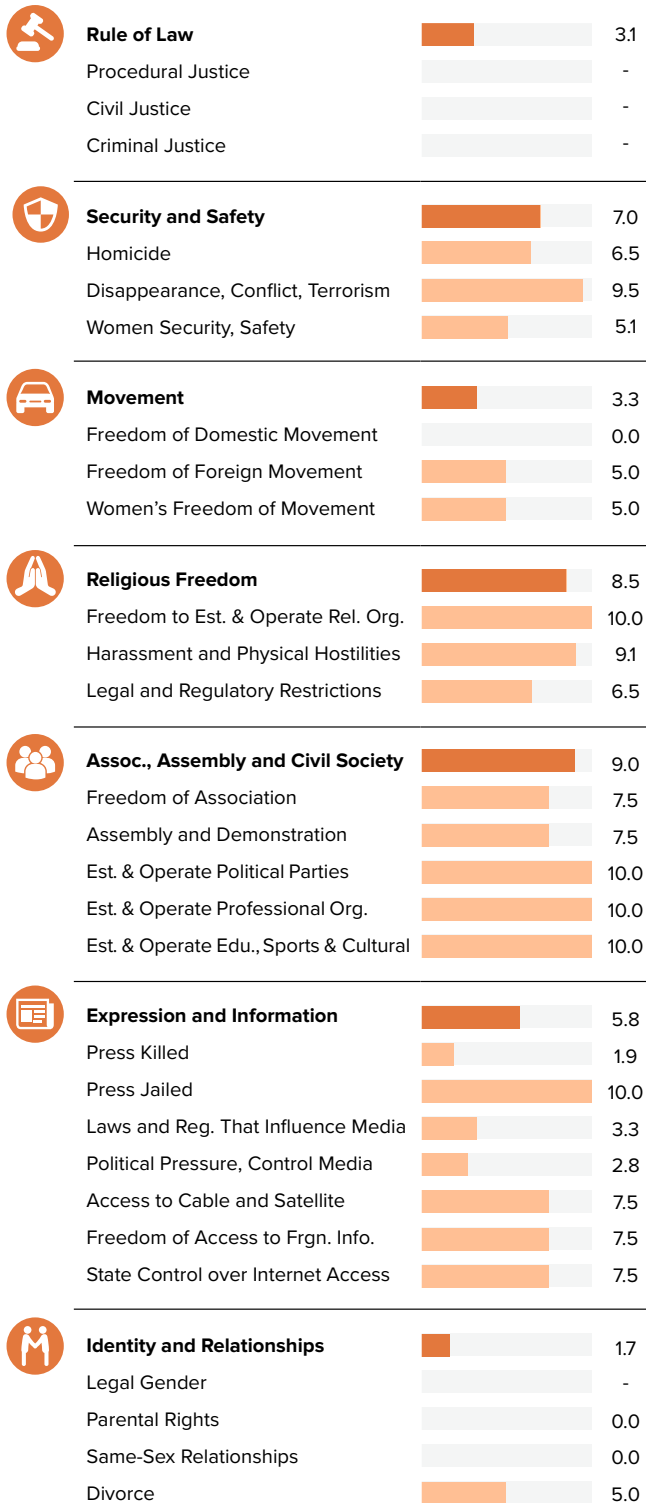
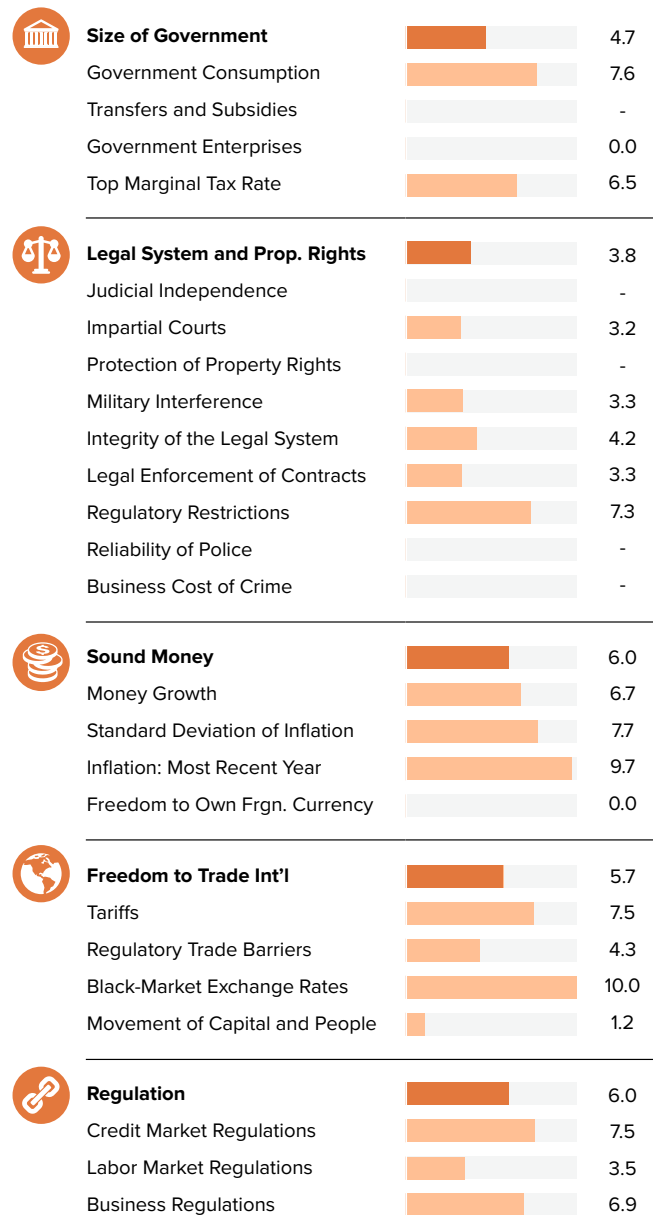
RANKING 141/162










Score 0–10

PERSONAL FREEDOM 5.37

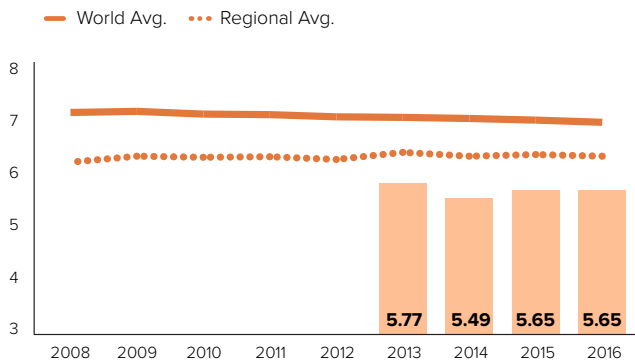
ECONOMIC FREEDOM 5.93

HUMAN FREEDOM 5.65**PERSONAL FREEDOM**Ranking
140/162**ECONOMIC FREEDOM**Ranking
137/162

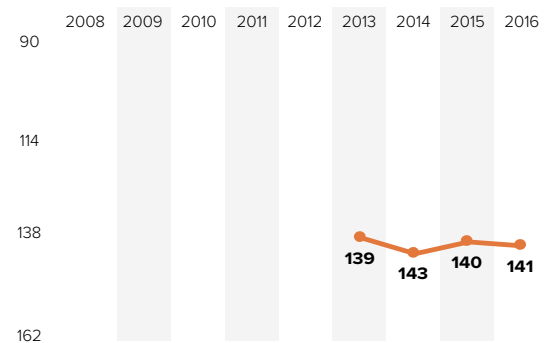
GUINEA | SUB-SAHARAN AFRICA

	2008	2009	2010	2011	2012	2013	2014	2015	2016
HUMAN FREEDOM	-	-	-	-	-	5.77	5.49	5.65	5.65
ECONOMIC FREEDOM	-	-	-	-	-	5.65	5.62	5.74	5.93
PERSONAL FREEDOM	-	-	-	-	-	5.88	5.37	5.56	5.37
 Rule of Law	-	-	-	-	-	3.1	3.0	3.3	3.1
Procedural Justice	-	-	-	-	-	-	-	-	-
Civil Justice	-	-	-	-	-	-	-	-	-
Criminal Justice	-	-	-	-	-	-	-	-	-
 Security and Safety	-	-	-	-	-	7.0	7.0	7.0	7.0
Homicide	-	-	-	-	-	6.5	6.5	6.5	6.5
Disappearance, Conflict, Terrorism	-	-	-	-	-	9.5	9.5	9.5	9.5
Women Security, Safety	-	-	-	-	-	5.1	5.1	5.1	5.1
 Movement	-	-	-	-	-	5.0	3.3	3.3	3.3
Freedom of Domestic Movement	-	-	-	-	-	10.0	0.0	0.0	0.0
Freedom of Foreign Movement	-	-	-	-	-	0.0	5.0	5.0	5.0
Women's Freedom of Movement	-	-	-	-	-	5.0	5.0	5.0	5.0
 Religious Freedom	-	-	-	-	-	8.6	9.0	8.7	8.5
Freedom to Establish Religious Org.	-	-	-	-	-	8.8	10.0	10.0	10.0
Harassment and Physical Hostilities	-	-	-	-	-	9.7	9.5	8.7	9.1
Legal and Regulatory Restrictions	-	-	-	-	-	7.4	7.4	7.4	6.5
 Assoc., Assembly and Civil Society	-	-	-	-	-	7.9	9.0	9.0	9.0
Freedom of Association	-	-	-	-	-	7.5	7.5	7.5	7.5
Assembly and Demonstration	-	-	-	-	-	7.5	7.5	7.5	7.5
Est. & Operate Political Parties	-	-	-	-	-	8.8	10.0	10.0	10.0
Est. & Operate Professional Organizations	-	-	-	-	-	8.8	10.0	10.0	10.0
Est. & Operate Edu., Sporting and Cultural	-	-	-	-	-	8.8	10.0	10.0	10.0
 Expression and Information	-	-	-	-	-	7.0	5.6	7.0	5.8
Press Killed	-	-	-	-	-	10.0	0.0	10.0	1.9
Press Jailed	-	-	-	-	-	10.0	10.0	10.0	10.0
Laws and Reg. That Influence Media	-	-	-	-	-	3.7	3.7	3.7	3.3
Political Pressure, Control Media	-	-	-	-	-	3.0	3.0	2.8	2.8
Access to Cable and Satellite	-	-	-	-	-	7.5	7.5	7.5	7.5
Freedom of Access to Frgn. Info.	-	-	-	-	-	7.5	7.5	7.5	7.5
State Control over Internet Access	-	-	-	-	-	7.5	7.5	7.5	7.5
 Identity and Relationships	-	-	-	-	-	5.0	1.7	1.7	1.7
Legal Gender	-	-	-	-	-	-	-	-	-
Parental Rights	-	-	-	-	-	0.0	0.0	0.0	0.0
Same-Sex Relationships	-	-	-	-	-	10.0	0.0	0.0	0.0
Divorce	-	-	-	-	-	5.0	5.0	5.0	5.0

Human Freedom Score over Time



Human Freedom Ranking over Time



GUINEA-BISSAU

SUB-SAHARAN AFRICA

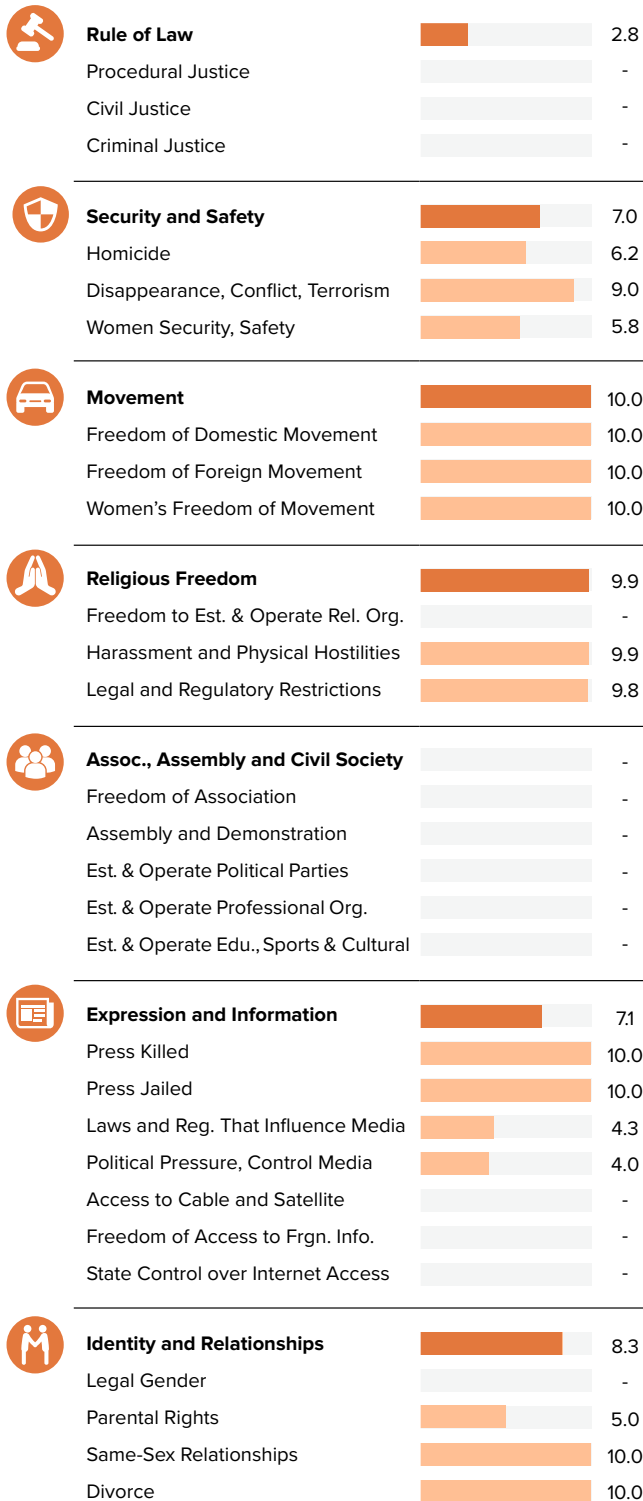
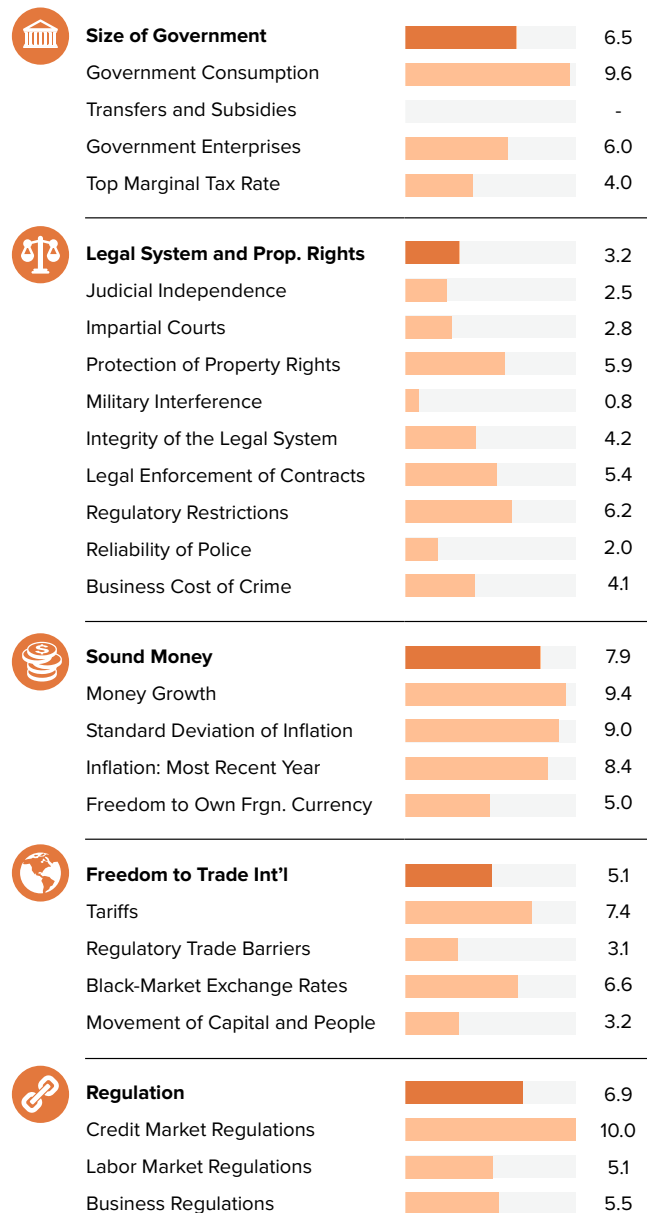
RANKING 133/162










Score 0–10

PERSONAL FREEDOM 6.86

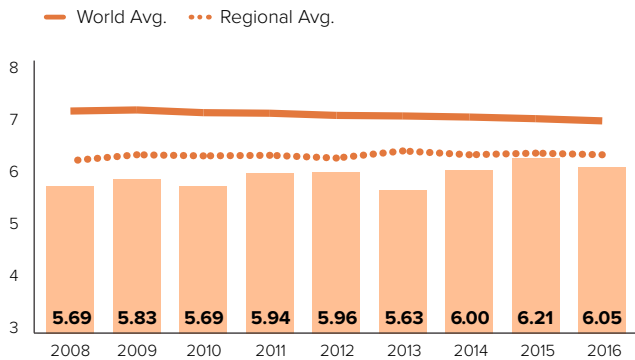
ECONOMIC FREEDOM 5.25

HUMAN FREEDOM 6.05**PERSONAL FREEDOM**Ranking
87/162**ECONOMIC FREEDOM**Ranking
154/162

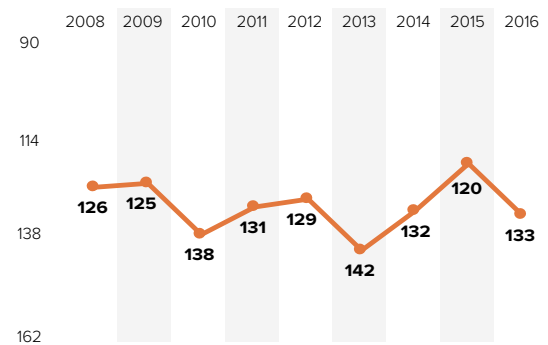
GUINEA-BISSAU | SUB-SAHARAN AFRICA

	2008	2009	2010	2011	2012	2013	2014	2015	2016
HUMAN FREEDOM	5.69	5.83	5.69	5.94	5.96	5.63	6.00	6.21	6.05
ECONOMIC FREEDOM	4.81	5.19	5.05	5.62	5.96	5.07	5.35	5.58	5.25
PERSONAL FREEDOM	6.58	6.46	6.33	6.25	5.95	6.19	6.66	6.83	6.86
 Rule of Law	3.7	3.7	3.7	3.7	3.0	3.0	3.0	3.1	2.8
Procedural Justice	-	-	-	-	-	-	-	-	-
Civil Justice	-	-	-	-	-	-	-	-	-
Criminal Justice	-	-	-	-	-	-	-	-	-
 Security and Safety	6.9	6.4	6.4	6.8	6.8	6.8	7.0	7.0	7.0
Homicide	5.8	5.8	5.8	5.8	5.8	6.2	6.2	6.2	6.2
Disappearance, Conflict, Terrorism	10.0	8.5	8.5	8.5	8.5	8.5	9.0	9.0	9.0
Women Security, Safety	5.0	5.0	5.0	6.0	6.0	5.8	5.8	5.8	5.8
 Movement	10.0	10.0	10.0	10.0	10.0	10.0	10.0	10.0	10.0
Freedom of Domestic Movement	10.0	10.0	10.0	10.0	10.0	10.0	10.0	10.0	10.0
Freedom of Foreign Movement	10.0	10.0	10.0	10.0	10.0	10.0	10.0	10.0	10.0
Women's Freedom of Movement	-	-	-	10.0	10.0	10.0	10.0	10.0	10.0
 Religious Freedom	9.0	9.3	8.3	8.2	7.8	8.3	7.7	9.0	9.9
Freedom to Establish Religious Org.	-	-	-	-	-	-	-	-	-
Harassment and Physical Hostilities	9.3	9.9	9.4	9.2	8.7	9.0	9.0	9.8	9.9
Legal and Regulatory Restrictions	8.8	8.7	7.2	7.2	6.9	7.6	6.5	8.2	9.8
 Assoc., Assembly and Civil Society	-	-	-	-	-	-	-	-	-
Freedom of Association	-	-	-	-	-	-	-	-	-
Assembly and Demonstration	-	-	-	-	-	-	-	-	-
Est. & Operate Political Parties	-	-	-	-	-	-	-	-	-
Est. & Operate Professional Organizations	-	-	-	-	-	-	-	-	-
Est. & Operate Edu., Sporting and Cultural	-	-	-	-	-	-	-	-	-
 Expression and Information	7.4	7.3	7.2	7.2	6.6	6.6	7.1	7.0	7.1
Press Killed	10.0	10.0	10.0	10.0	10.0	10.0	10.0	10.0	10.0
Press Jailed	10.0	10.0	10.0	10.0	10.0	10.0	10.0	10.0	10.0
Laws and Reg. That Influence Media	5.0	5.0	5.0	5.0	3.7	3.7	4.3	4.0	4.3
Political Pressure, Control Media	4.5	4.0	3.8	3.8	2.8	2.8	4.0	4.0	4.0
Access to Cable and Satellite	-	-	-	-	-	-	-	-	-
Freedom of Access to Frgn. Info.	-	-	-	-	-	-	-	-	-
State Control over Internet Access	-	-	-	-	-	-	-	-	-
 Identity and Relationships	5.0	5.0	5.0	3.8	3.8	5.0	8.3	8.3	8.3
Legal Gender	-	-	-	-	-	-	-	-	-
Parental Rights	0.0	0.0	0.0	7.5	7.5	5.0	5.0	5.0	5.0
Same-Sex Relationships	10.0	10.0	10.0	0.0	0.0	0.0	10.0	10.0	10.0
Divorce	-	-	-	-	-	10.0	10.0	10.0	10.0

Human Freedom Score over Time



Human Freedom Ranking over Time



GUYANA

LATIN AMERICA & THE CARIBBEAN
RANKING 96/162



Score 0–10

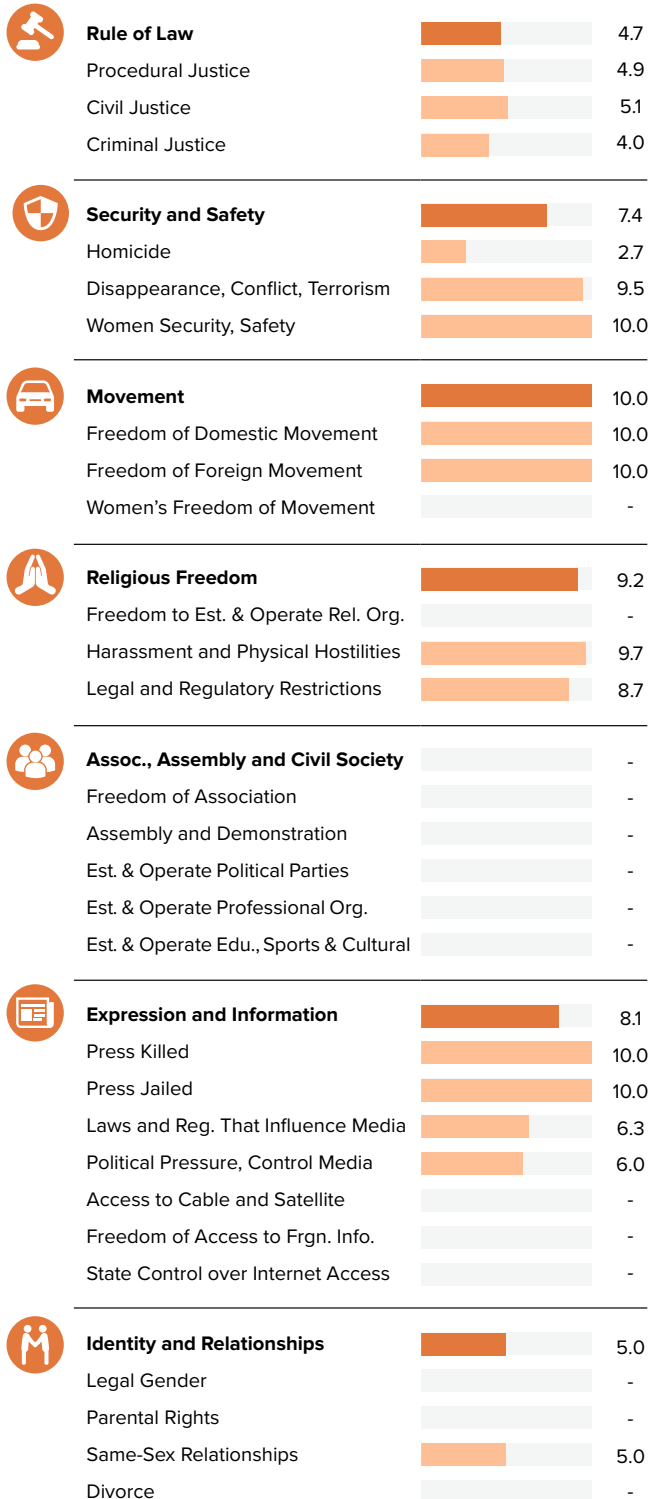
PERSONAL FREEDOM 7.04

ECONOMIC FREEDOM 6.31

HUMAN FREEDOM 6.68

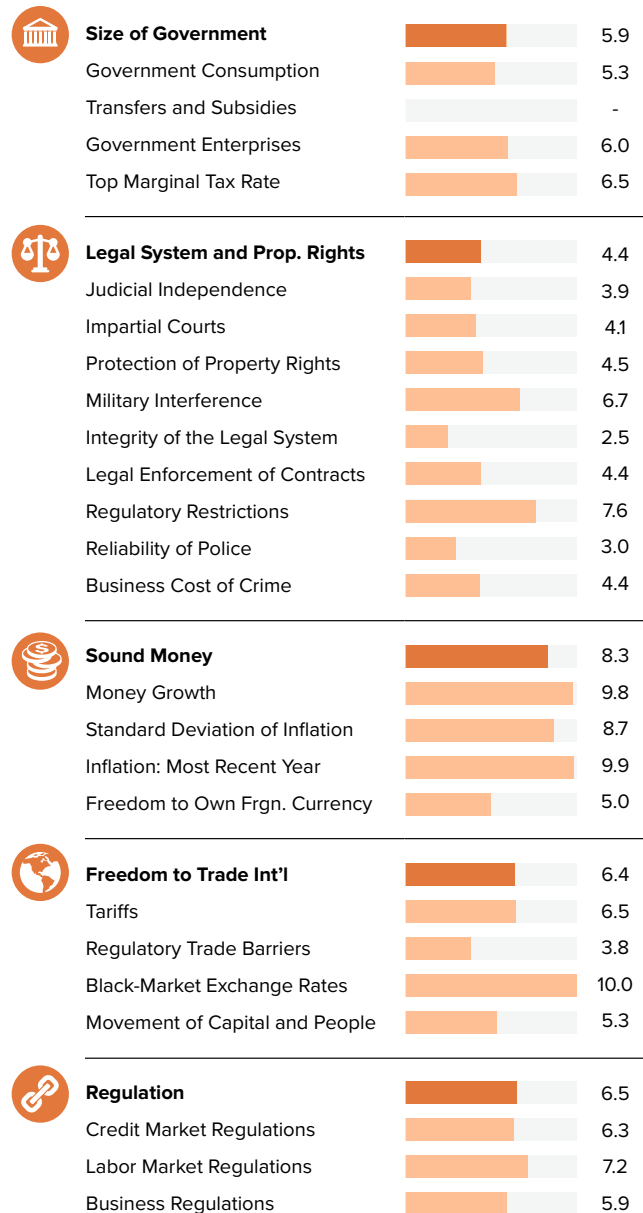
PERSONAL FREEDOM

Ranking
78/162










ECONOMIC FREEDOM

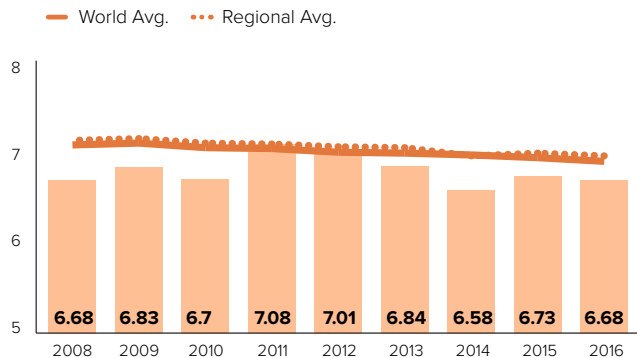
Ranking
119/162



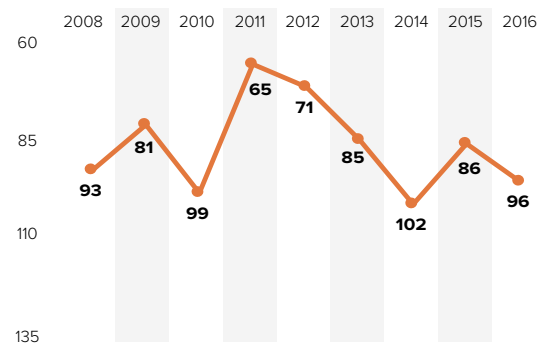
GUYANA | LATIN AMERICA & THE CARIBBEAN

	2008	2009	2010	2011	2012	2013	2014	2015	2016
HUMAN FREEDOM	6.68	6.83	6.70	7.08	7.01	6.84	6.58	6.73	6.68
ECONOMIC FREEDOM	6.40	6.33	6.21	6.31	6.30	6.04	6.21	6.52	6.31
PERSONAL FREEDOM	6.95	7.34	7.19	7.85	7.71	7.63	6.95	6.95	7.04
 Rule of Law	4.8	4.8	4.8	4.8	4.4	4.4	4.2	4.3	4.7
Procedural Justice	-	-	-	-	-	-	-	4.5	4.9
Civil Justice	-	-	-	-	-	-	-	4.8	5.1
Criminal Justice	-	-	-	-	-	-	-	3.5	4.0
 Security and Safety	6.3	7.7	7.3	7.5	7.4	7.1	7.2	7.2	7.4
Homicide	1.5	3.7	2.5	3.1	2.6	1.8	2.2	2.2	2.7
Disappearance, Conflict, Terrorism	7.4	9.5	9.5	9.5	9.5	9.5	9.5	9.5	9.5
Women Security, Safety	10.0	10.0	10.0	10.0	10.0	10.0	10.0	10.0	10.0
 Movement	10.0	10.0	10.0	10.0	10.0	10.0	10.0	10.0	10.0
Freedom of Domestic Movement	10.0	10.0	10.0	10.0	10.0	10.0	10.0	10.0	10.0
Freedom of Foreign Movement	10.0	10.0	10.0	10.0	10.0	10.0	10.0	10.0	10.0
Women's Freedom of Movement	10.0	10.0	10.0	10.0	10.0	-	-	-	-
 Religious Freedom	9.8	9.9	9.6	9.7	9.7	9.6	9.5	9.3	9.2
Freedom to Establish Religious Org.	-	-	-	-	-	-	-	-	-
Harassment and Physical Hostilities	9.7	10.0	9.4	9.6	9.6	9.7	9.7	9.7	9.7
Legal and Regulatory Restrictions	9.8	9.8	9.8	9.8	9.8	9.5	9.3	9.0	8.7
 Assoc., Assembly and Civil Society	-	-	-	-	-	-	-	-	-
Freedom of Association	-	-	-	-	-	-	-	-	-
Assembly and Demonstration	-	-	-	-	-	-	-	-	-
Est. & Operate Political Parties	-	-	-	-	-	-	-	-	-
Est. & Operate Professional Organizations	-	-	-	-	-	-	-	-	-
Est. & Operate Edu., Sporting and Cultural	-	-	-	-	-	-	-	-	-
 Expression and Information	8.6	8.6	8.6	8.4	8.4	8.4	8.2	8.2	8.1
Press Killed	10.0	10.0	10.0	10.0	10.0	10.0	10.0	10.0	10.0
Press Jailed	10.0	10.0	10.0	10.0	10.0	10.0	10.0	10.0	10.0
Laws and Reg. That Influence Media	7.7	7.7	7.7	7.3	7.0	6.7	6.3	6.3	6.3
Political Pressure, Control Media	6.8	6.8	6.8	6.3	6.5	6.8	6.5	6.5	6.0
Access to Cable and Satellite	-	-	-	-	-	-	-	-	-
Freedom of Access to Frgn. Info.	-	-	-	-	-	-	-	-	-
State Control over Internet Access	-	-	-	-	-	-	-	-	-
 Identity and Relationships	5.0	5.0	5.0	10.0	10.0	10.0	5.0	5.0	5.0
Legal Gender	-	-	-	-	-	-	-	-	-
Parental Rights	-	-	-	-	-	-	-	-	-
Same-Sex Relationships	5.0	5.0	5.0	10.0	10.0	10.0	5.0	5.0	5.0
Divorce	-	-	-	-	-	-	-	-	-

Human Freedom Score over Time



Human Freedom Ranking over Time



HAITI

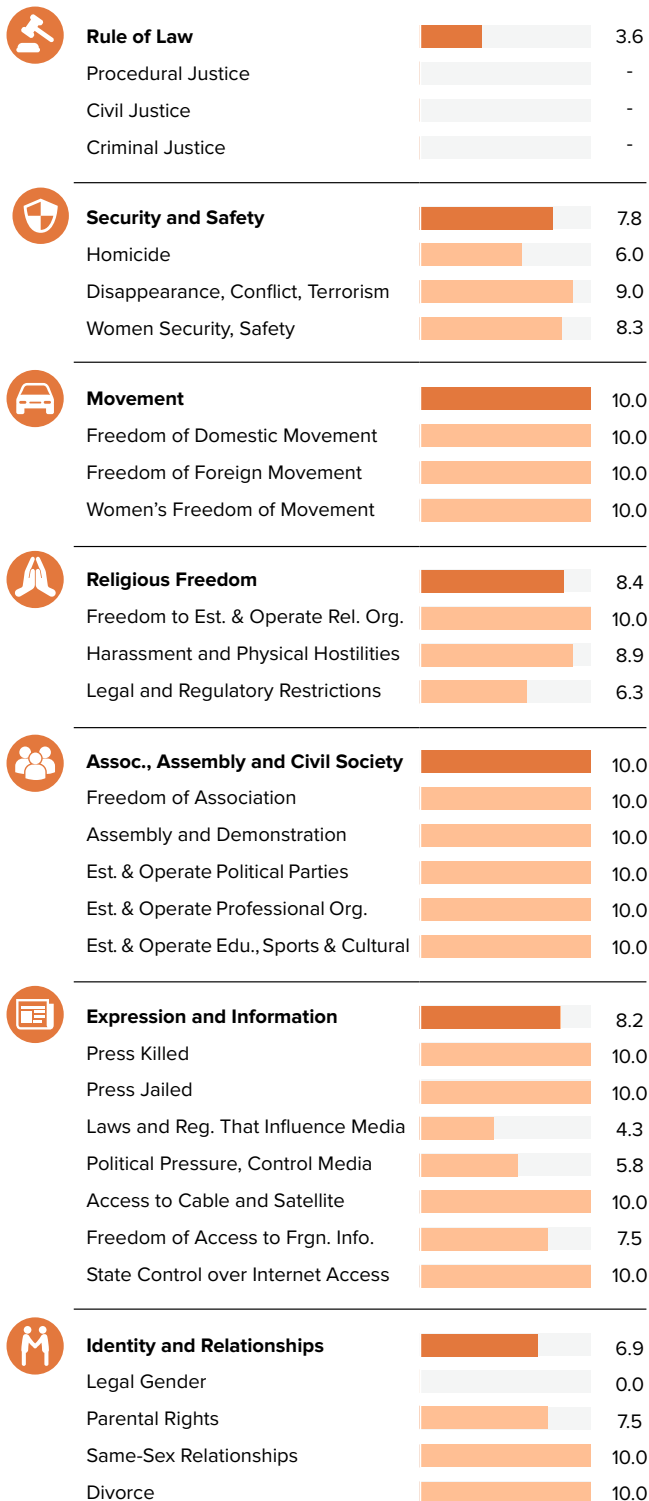
LATIN AMERICA & THE CARIBBEAN
RANKING 75/162

Score 0–10

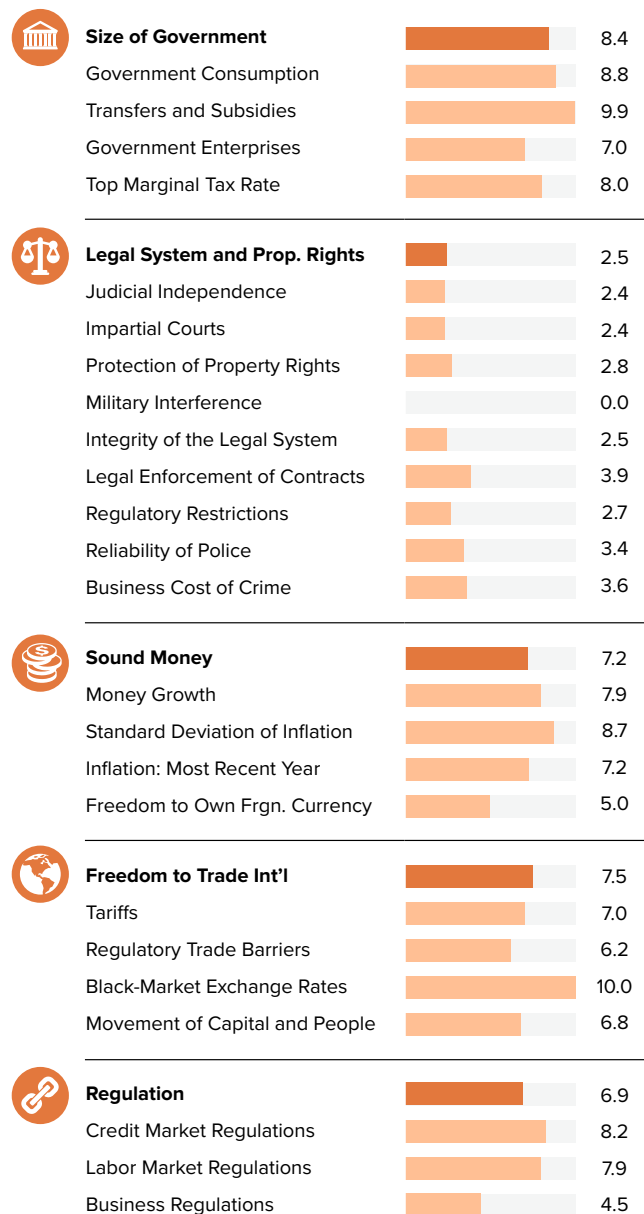
PERSONAL FREEDOM 7.18
ECONOMIC FREEDOM 6.51

HUMAN FREEDOM 6.85








PERSONAL FREEDOM

Ranking
74/162

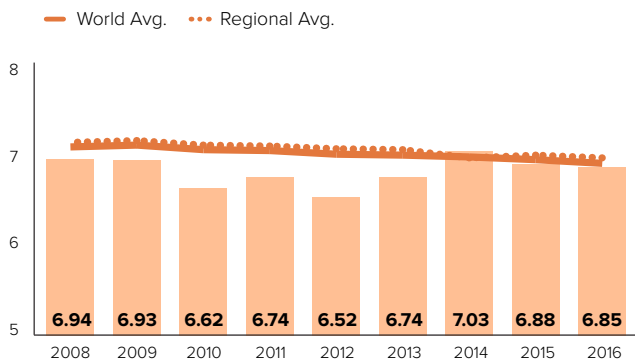
ECONOMIC FREEDOM

Ranking
104/162

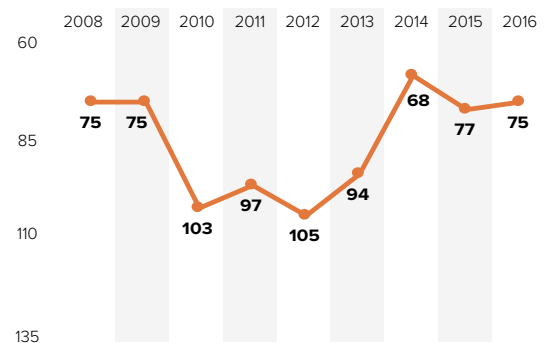
HAITI | LATIN AMERICA & THE CARIBBEAN

	2008	2009	2010	2011	2012	2013	2014	2015	2016
HUMAN FREEDOM	6.94	6.93	6.62	6.74	6.52	6.74	7.03	6.88	6.85
ECONOMIC FREEDOM	6.76	6.79	6.21	6.29	6.00	6.36	6.58	6.54	6.51
PERSONAL FREEDOM	7.12	7.07	7.02	7.19	7.05	7.12	7.47	7.21	7.18
 Rule of Law	3.6	3.6	3.6	3.6	3.2	3.2	3.3	3.4	3.6
Procedural Justice	-	-	-	-	-	-	-	-	-
Civil Justice	-	-	-	-	-	-	-	-	-
Criminal Justice	-	-	-	-	-	-	-	-	-
 Security and Safety	8.6	8.3	8.2	7.6	7.4	7.4	7.8	7.8	7.8
Homicide	7.9	7.6	7.3	6.4	6.0	6.0	6.0	6.0	6.0
Disappearance, Conflict, Terrorism	9.5	9.0	9.0	8.0	8.0	8.0	9.0	9.0	9.0
Women Security, Safety	8.3	8.3	8.3	8.3	8.3	8.3	8.3	8.3	8.3
 Movement	10.0	10.0	10.0	10.0	10.0	10.0	10.0	10.0	10.0
Freedom of Domestic Movement	10.0	10.0	10.0	10.0	10.0	10.0	10.0	10.0	10.0
Freedom of Foreign Movement	10.0	10.0	10.0	10.0	10.0	10.0	10.0	10.0	10.0
Women's Freedom of Movement	10.0	10.0	10.0	10.0	10.0	10.0	10.0	10.0	10.0
 Religious Freedom	7.8	7.9	7.6	9.6	9.6	9.6	9.6	9.2	8.4
Freedom to Establish Religious Org.	4.2	4.2	4.2	10.0	10.0	10.0	10.0	10.0	10.0
Harassment and Physical Hostilities	10.0	10.0	9.6	9.9	9.9	9.8	9.8	9.3	8.9
Legal and Regulatory Restrictions	9.2	9.6	9.0	9.0	8.9	8.9	8.9	8.2	6.3
 Assoc., Assembly and Civil Society	6.8	6.8	6.8	9.3	9.3	8.8	10.0	10.0	10.0
Freedom of Association	10.0	10.0	10.0	10.0	10.0	10.0	10.0	10.0	10.0
Assembly and Demonstration	10.0	10.0	10.0	10.0	10.0	10.0	10.0	10.0	10.0
Est. & Operate Political Parties	4.2	4.2	4.2	10.0	10.0	10.0	10.0	10.0	10.0
Est. & Operate Professional Organizations	4.2	4.2	4.2	10.0	10.0	10.0	10.0	10.0	10.0
Est. & Operate Edu., Sporting and Cultural	5.4	5.4	5.4	6.3	6.3	6.3	10.0	10.0	10.0
 Expression and Information	8.6	8.7	8.7	8.7	8.7	8.7	8.3	8.2	8.2
Press Killed	10.0	10.0	10.0	10.0	10.0	10.0	10.0	10.0	10.0
Press Jailed	10.0	10.0	10.0	10.0	10.0	10.0	10.0	10.0	10.0
Laws and Reg. That Influence Media	5.0	5.0	5.3	5.3	5.3	5.3	5.0	4.7	4.3
Political Pressure, Control Media	5.0	5.8	5.8	5.5	5.8	5.5	5.8	5.5	5.8
Access to Cable and Satellite	10.0	10.0	10.0	10.0	10.0	10.0	10.0	10.0	10.0
Freedom of Access to Frgn. Info.	10.0	10.0	10.0	10.0	10.0	10.0	7.5	7.5	7.5
State Control over Internet Access	10.0	10.0	10.0	10.0	10.0	10.0	10.0	10.0	10.0
 Identity and Relationships	7.5	7.5	7.5	6.3	6.3	7.5	9.2	6.9	6.9
Legal Gender	-	-	-	-	-	-	-	0.0	0.0
Parental Rights	5.0	5.0	5.0	7.5	7.5	7.5	7.5	7.5	7.5
Same-Sex Relationships	10.0	10.0	10.0	5.0	5.0	5.0	10.0	10.0	10.0
Divorce	-	-	-	-	-	10.0	10.0	10.0	10.0

Human Freedom Score over Time



Human Freedom Ranking over Time



HONDURAS

LATIN AMERICA & THE CARIBBEAN

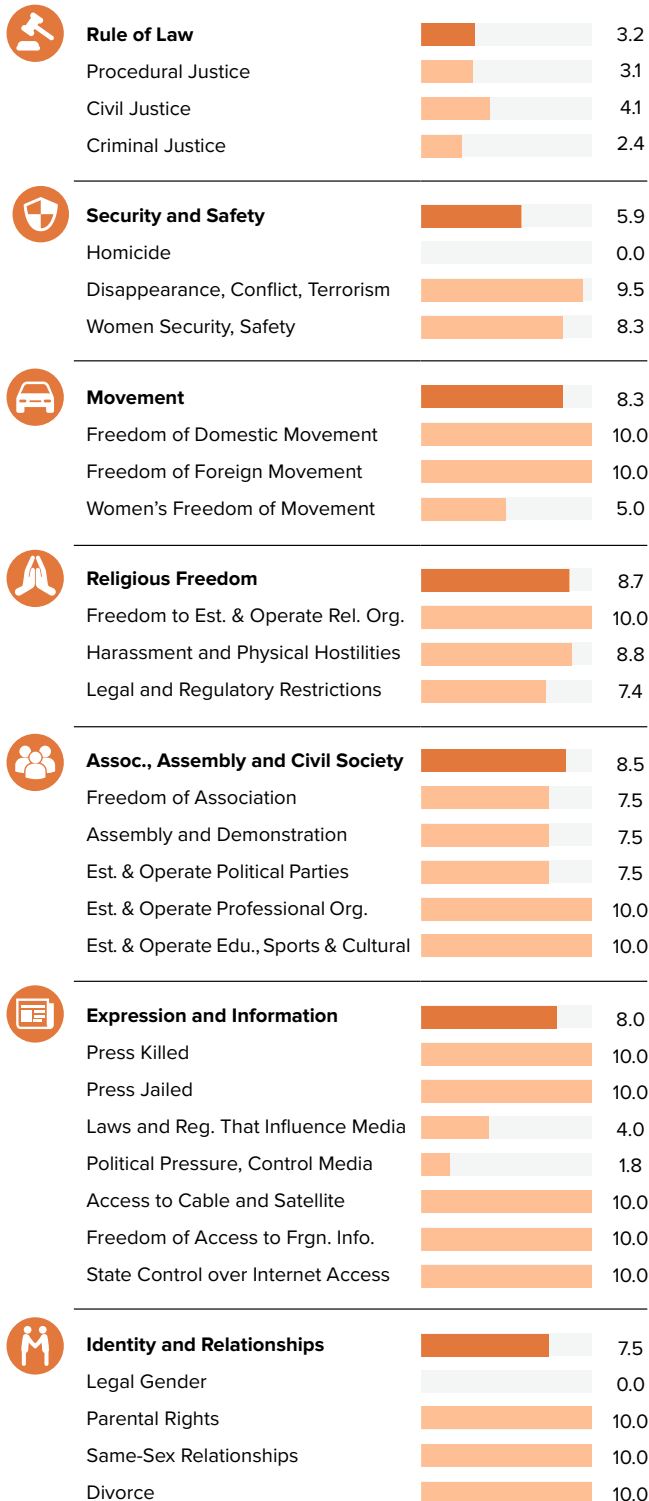
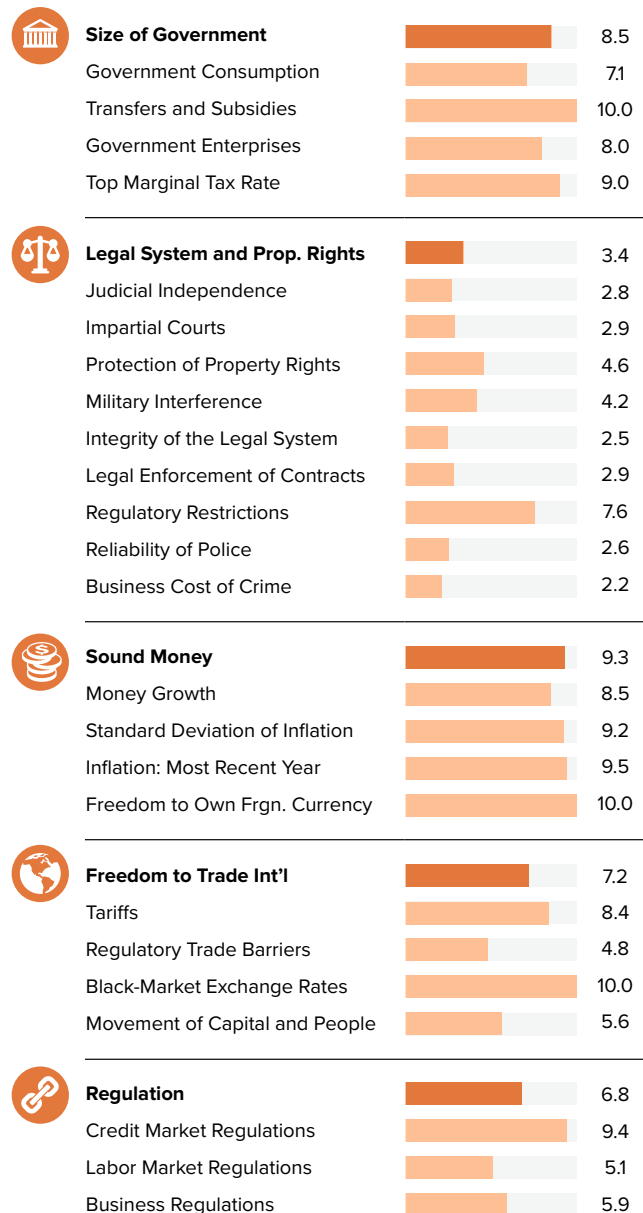
RANKING 92/162










Score 0–10

PERSONAL FREEDOM 6.39

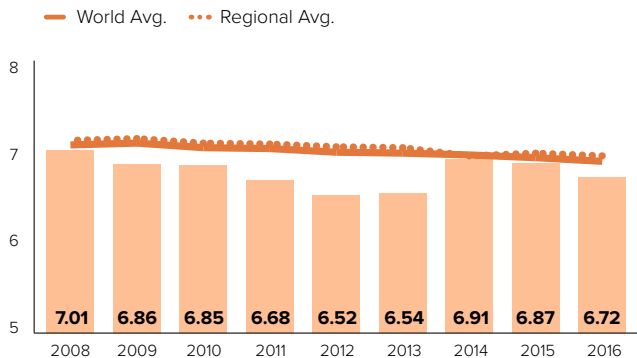
ECONOMIC FREEDOM 7.06

HUMAN FREEDOM 6.72**PERSONAL FREEDOM**Ranking
107/162**ECONOMIC FREEDOM**Ranking
70/162

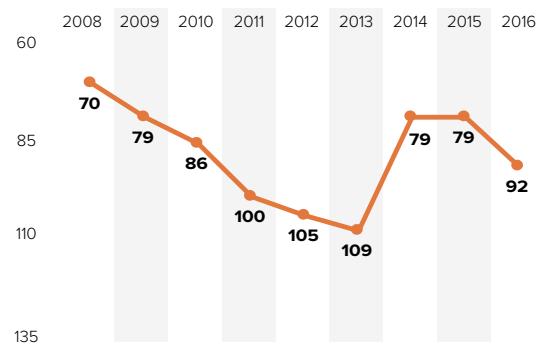
HONDURAS | LATIN AMERICA & THE CARIBBEAN

	2008	2009	2010	2011	2012	2013	2014	2015	2016
HUMAN FREEDOM	7.01	6.86	6.85	6.68	6.52	6.54	6.91	6.87	6.72
ECONOMIC FREEDOM	7.28	7.16	7.21	7.28	7.16	7.13	7.26	7.35	7.06
PERSONAL FREEDOM	6.73	6.56	6.49	6.07	5.88	5.96	6.55	6.40	6.39
 Rule of Law	4.3	4.3	4.3	4.3	3.5	3.5	3.4	3.3	3.2
Procedural Justice	-	-	-	-	-	-	3.5	3.0	3.1
Civil Justice	-	-	-	-	-	-	4.5	4.3	4.1
Criminal Justice	-	-	-	-	-	-	2.1	2.5	2.4
 Security and Safety	6.2	6.2	6.0	5.7	5.7	5.4	5.9	5.9	5.9
Homicide	0.0	0.0	0.0	0.0	0.0	0.0	0.0	0.0	0.0
Disappearance, Conflict, Terrorism	8.5	8.5	8.0	8.0	8.0	8.0	9.5	9.5	9.5
Women Security, Safety	10.0	10.0	10.0	9.2	9.2	8.3	8.3	8.3	8.3
 Movement	10.0	10.0	10.0	6.7	6.7	6.7	8.3	8.3	8.3
Freedom of Domestic Movement	10.0	10.0	10.0	5.0	5.0	5.0	10.0	10.0	10.0
Freedom of Foreign Movement	10.0	10.0	10.0	10.0	10.0	10.0	10.0	10.0	10.0
Women's Freedom of Movement	10.0	10.0	10.0	5.0	5.0	5.0	5.0	5.0	5.0
 Religious Freedom	8.7	8.7	8.5	7.9	8.0	8.0	9.0	8.7	8.7
Freedom to Establish Religious Org.	7.1	7.1	7.1	6.3	6.3	6.3	10.0	10.0	10.0
Harassment and Physical Hostilities	9.7	9.8	9.1	9.2	9.6	9.5	9.6	9.0	8.8
Legal and Regulatory Restrictions	9.4	9.1	9.1	8.3	8.1	8.1	7.3	7.1	7.4
 Assoc., Assembly and Civil Society	6.9	6.9	6.9	6.8	6.8	7.1	8.5	8.5	8.5
Freedom of Association	7.5	7.5	7.5	7.5	7.5	7.5	7.5	7.5	7.5
Assembly and Demonstration	7.5	7.5	7.5	7.5	7.5	7.5	7.5	7.5	7.5
Est. & Operate Political Parties	5.4	5.4	5.4	6.3	6.3	6.3	7.5	7.5	7.5
Est. & Operate Professional Organizations	7.1	7.1	7.1	6.3	6.3	6.3	10.0	10.0	10.0
Est. & Operate Edu., Sporting and Cultural	7.1	7.1	7.1	6.3	6.3	6.3	10.0	10.0	10.0
 Expression and Information	8.0	6.3	6.3	5.6	5.6	5.5	6.5	7.9	8.0
Press Killed	10.0	0.0	0.0	0.0	0.0	0.0	0.0	10.0	10.0
Press Jailed	10.0	10.0	10.0	10.0	10.0	10.0	10.0	10.0	10.0
Laws and Reg. That Influence Media	5.0	4.3	4.7	4.3	4.3	4.0	3.7	4.0	4.0
Political Pressure, Control Media	4.3	3.3	2.5	2.5	2.5	2.3	1.5	1.5	1.8
Access to Cable and Satellite	10.0	10.0	10.0	7.5	7.5	7.5	10.0	10.0	10.0
Freedom of Access to Frgn. Info.	10.0	10.0	10.0	7.5	7.5	7.5	10.0	10.0	10.0
State Control over Internet Access	6.7	6.7	6.7	7.5	7.5	7.5	10.0	10.0	10.0
 Identity and Relationships	7.5	7.5	7.5	8.8	8.8	10.0	10.0	7.5	7.5
Legal Gender	-	-	-	-	-	-	-	0.0	0.0
Parental Rights	5.0	5.0	5.0	7.5	7.5	10.0	10.0	10.0	10.0
Same-Sex Relationships	10.0	10.0	10.0	10.0	10.0	10.0	10.0	10.0	10.0
Divorce	-	-	-	-	-	10.0	10.0	10.0	10.0

Human Freedom Score over Time



Human Freedom Ranking over Time



HONG KONG

EAST ASIA

RANKING 3/162



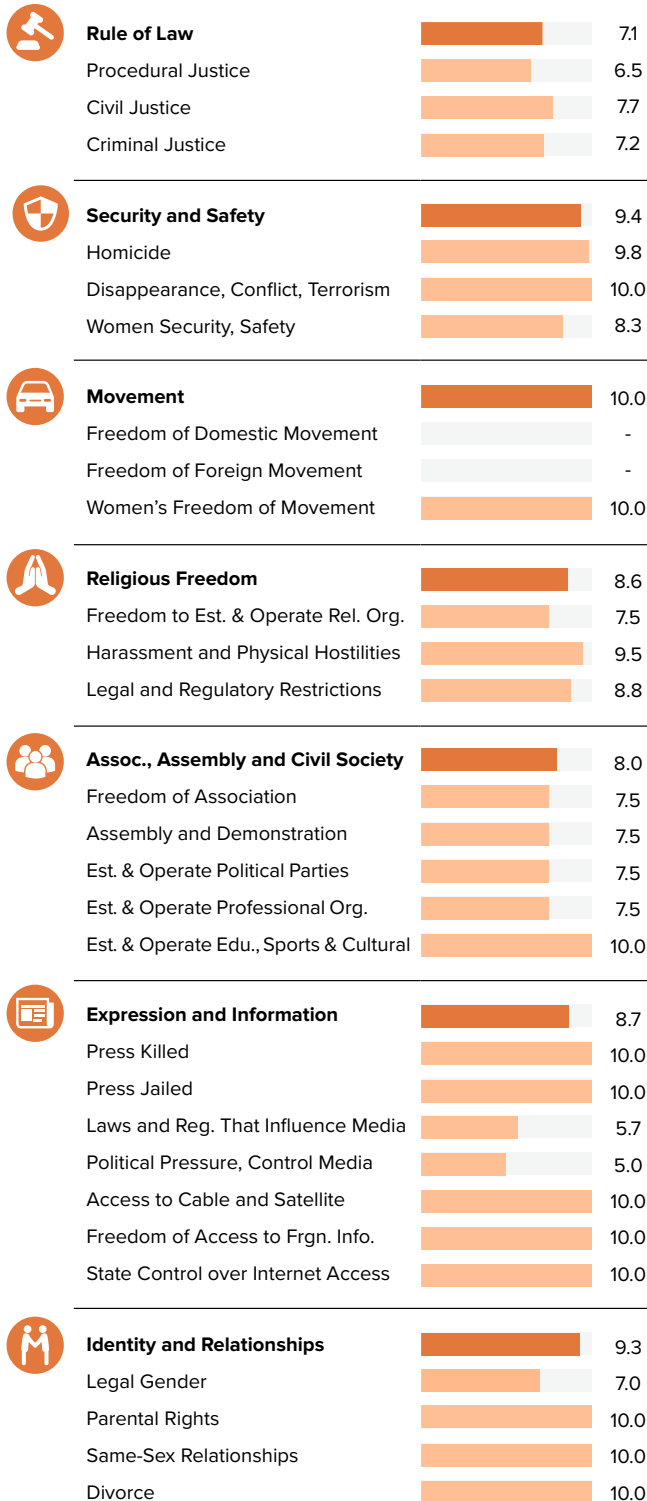
Score 0–10

PERSONAL FREEDOM 8.58

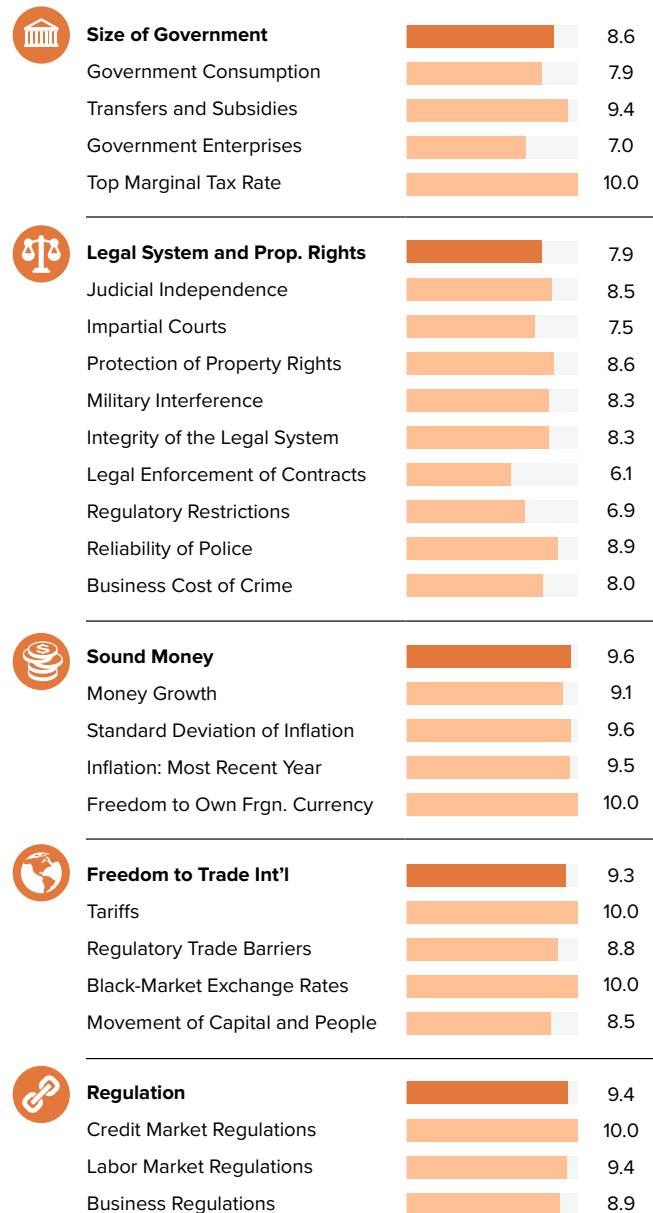
ECONOMIC FREEDOM 8.97

HUMAN FREEDOM 8.78








PERSONAL FREEDOM

Ranking
32/162

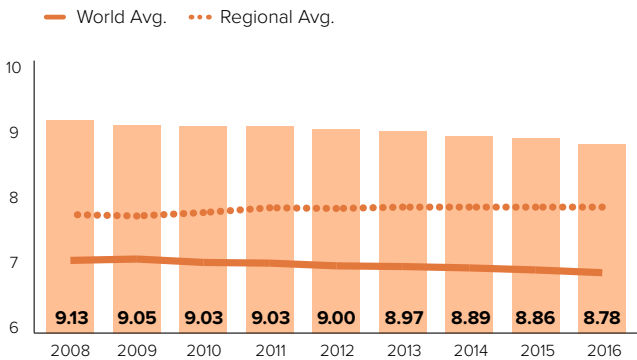
ECONOMIC FREEDOM

Ranking
1/162

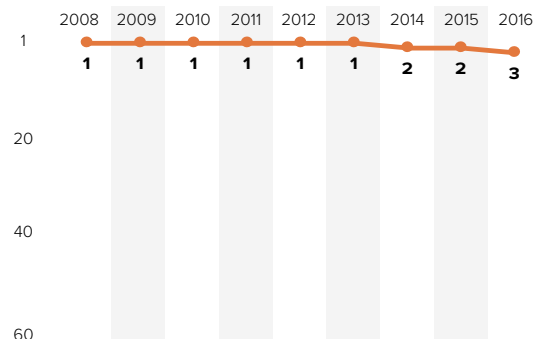
HONG KONG | EAST ASIA

	2008	2009	2010	2011	2012	2013	2014	2015	2016
HUMAN FREEDOM	9.13	9.05	9.03	9.03	9.00	8.97	8.89	8.86	8.78
ECONOMIC FREEDOM	9.19	9.09	9.02	8.99	8.96	8.96	9.00	8.97	8.97
PERSONAL FREEDOM	9.06	9.02	9.04	9.07	9.04	8.98	8.78	8.75	8.58
 Rule of Law	7.5	7.5	7.5	7.5	7.4	7.4	7.8	7.8	7.1
Procedural Justice	7.9	7.9	7.9	7.9	7.6	7.6	7.9	7.6	6.5
Civil Justice	7.1	7.1	7.1	7.1	7.2	7.2	7.6	7.7	7.7
Criminal Justice	7.6	7.6	7.6	7.6	7.3	7.3	7.9	8.0	7.2
 Security and Safety	9.5	9.6	9.7	9.7	9.7	9.3	9.4	9.4	9.4
Homicide	9.8	9.7	9.8	9.9	9.8	9.7	9.8	9.9	9.8
Disappearance, Conflict, Terrorism	9.6	10.0	10.0	10.0	10.0	10.0	10.0	10.0	10.0
Women Security, Safety	9.2	9.2	9.2	9.2	9.2	8.3	8.3	8.3	8.3
 Movement	10.0	10.0	10.0	10.0	10.0	10.0	10.0	10.0	10.0
Freedom of Domestic Movement	-	-	-	-	-	-	-	-	-
Freedom of Foreign Movement	-	-	-	-	-	-	-	-	-
Women's Freedom of Movement	10.0	10.0	10.0	10.0	10.0	10.0	10.0	10.0	10.0
 Religious Freedom	9.7	8.9	9.0	8.9	9.0	9.2	8.1	8.4	8.6
Freedom to Establish Religious Org.	10.0	10.0	10.0	10.0	10.0	10.0	7.5	7.5	7.5
Harassment and Physical Hostilities	9.9	9.8	9.4	9.6	9.8	9.5	9.4	9.3	9.5
Legal and Regulatory Restrictions	9.1	6.9	7.6	7.1	7.3	8.1	7.5	8.5	8.8
 Assoc., Assembly and Civil Society	9.4	9.4	9.4	9.8	9.8	10.0	8.0	8.0	8.0
Freedom of Association	10.0	10.0	10.0	10.0	10.0	10.0	7.5	7.5	7.5
Assembly and Demonstration	10.0	10.0	10.0	10.0	10.0	10.0	7.5	7.5	7.5
Est. & Operate Political Parties	7.1	7.1	7.1	8.8	8.8	8.8	7.5	7.5	7.5
Est. & Operate Professional Organizations	10.0	10.0	10.0	10.0	10.0	10.0	7.5	7.5	7.5
Est. & Operate Edu., Sporting and Cultural	10.0	10.0	10.0	10.0	10.0	10.0	10.0	10.0	10.0
 Expression and Information	9.0	9.0	9.0	9.0	8.9	8.9	8.7	8.8	8.7
Press Killed	10.0	10.0	10.0	10.0	10.0	10.0	10.0	10.0	10.0
Press Jailed	10.0	10.0	10.0	10.0	10.0	10.0	10.0	10.0	10.0
Laws and Reg. That Influence Media	6.0	6.0	6.3	6.3	6.3	6.0	5.7	5.7	5.7
Political Pressure, Control Media	7.3	7.0	7.0	6.8	6.3	6.0	5.5	5.8	5.0
Access to Cable and Satellite	10.0	10.0	10.0	10.0	10.0	10.0	10.0	10.0	10.0
Freedom of Access to Frgn. Info.	10.0	10.0	10.0	10.0	10.0	10.0	10.0	10.0	10.0
State Control over Internet Access	10.0	10.0	10.0	10.0	10.0	10.0	10.0	10.0	10.0
 Identity and Relationships	10.0	10.0	10.0	10.0	10.0	10.0	10.0	9.3	9.3
Legal Gender	-	-	-	-	-	-	-	7.0	7.0
Parental Rights	10.0	10.0	10.0	10.0	10.0	10.0	10.0	10.0	10.0
Same-Sex Relationships	10.0	10.0	10.0	10.0	10.0	10.0	10.0	10.0	10.0
Divorce	-	-	-	-	-	10.0	10.0	10.0	10.0

Human Freedom Score over Time



Human Freedom Ranking over Time



HUNGARY

EASTERN EUROPE

RANKING 42/162



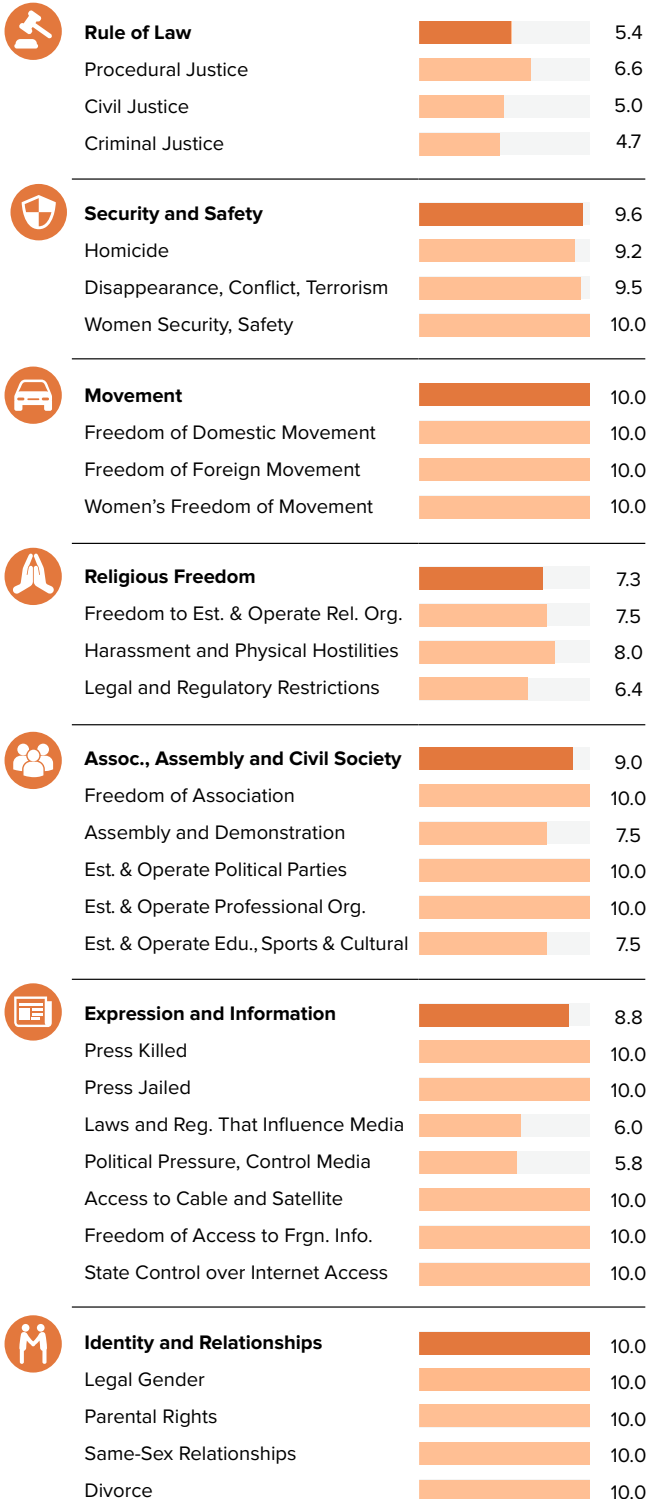
Score 0–10

PERSONAL FREEDOM 8.26

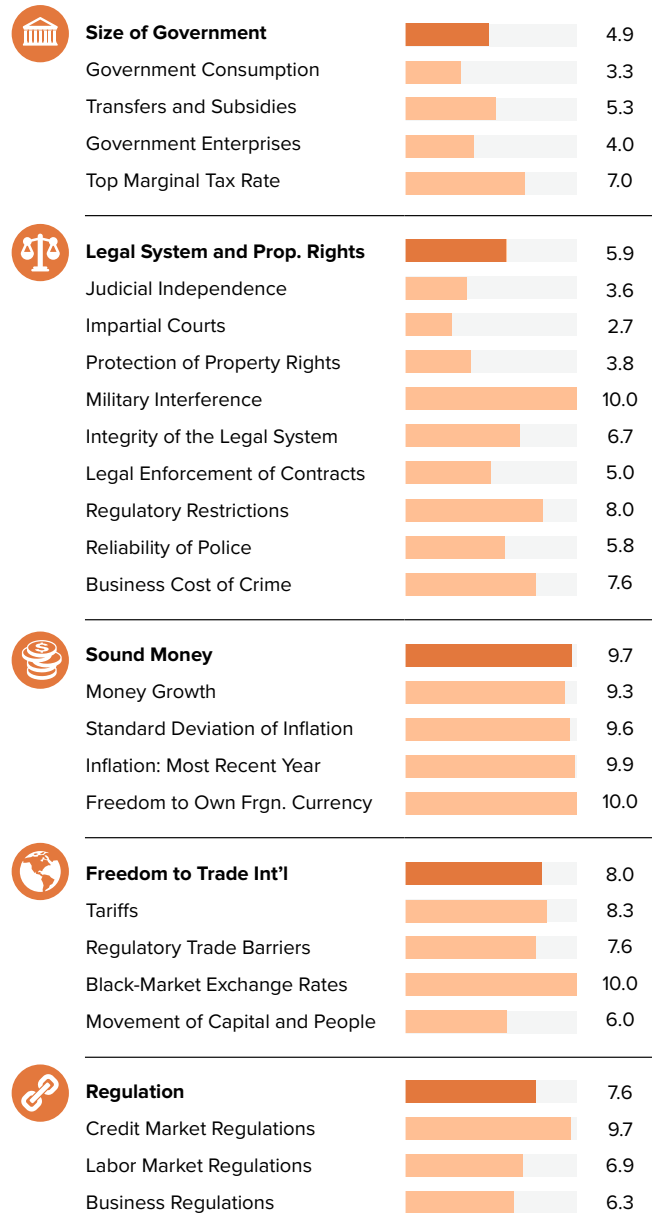
ECONOMIC FREEDOM 7.22

HUMAN FREEDOM 7.74








PERSONAL FREEDOM

Ranking
38/162

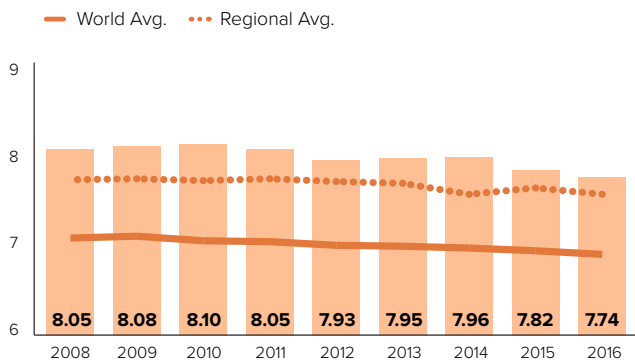
ECONOMIC FREEDOM

Ranking
59/162

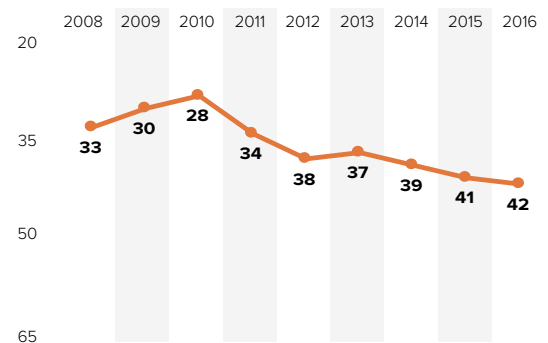
HUNGARY | EASTERN EUROPE

	2008	2009	2010	2011	2012	2013	2014	2015	2016
HUMAN FREEDOM	8.05	8.08	8.10	8.05	7.93	7.95	7.96	7.82	7.74
ECONOMIC FREEDOM	7.20	7.27	7.31	7.38	7.33	7.34	7.36	7.19	7.22
PERSONAL FREEDOM	8.89	8.90	8.88	8.72	8.53	8.56	8.57	8.44	8.26
 Rule of Law	6.4	6.4	6.4	6.4	5.7	5.7	6.0	5.9	5.4
Procedural Justice	7.4	7.4	7.4	7.4	6.8	6.8	7.2	6.9	6.6
Civil Justice	5.5	5.5	5.5	5.5	4.9	4.9	5.3	5.2	5.0
Criminal Justice	6.4	6.4	6.4	6.4	5.4	5.4	5.5	5.4	4.7
 Security and Safety	9.5	9.6	9.6	9.6	9.6	9.6	9.6	9.5	9.6
Homicide	9.3	9.4	9.4	9.4	9.5	9.4	9.4	9.1	9.2
Disappearance, Conflict, Terrorism	9.5	9.5	9.5	9.5	9.5	9.5	9.5	9.5	9.5
Women Security, Safety	9.8	9.8	9.8	9.8	9.8	10.0	10.0	10.0	10.0
 Movement	10.0	10.0	10.0	10.0	10.0	10.0	10.0	10.0	10.0
Freedom of Domestic Movement	10.0	10.0	10.0	10.0	10.0	10.0	10.0	10.0	10.0
Freedom of Foreign Movement	10.0	10.0	10.0	10.0	10.0	10.0	10.0	10.0	10.0
Women's Freedom of Movement	10.0	10.0	10.0	10.0	10.0	10.0	10.0	10.0	10.0
 Religious Freedom	9.7	9.7	9.7	9.0	8.8	8.7	8.6	8.0	7.3
Freedom to Establish Religious Org.	10.0	10.0	10.0	8.8	8.8	8.8	7.5	7.5	7.5
Harassment and Physical Hostilities	9.7	9.6	9.8	9.6	9.3	8.9	9.4	8.4	8.0
Legal and Regulatory Restrictions	9.4	9.4	9.4	8.6	8.3	8.3	8.8	8.2	6.4
 Assoc., Assembly and Civil Society	10.0	10.0	10.0	9.3	9.3	9.6	9.0	9.0	9.0
Freedom of Association	10.0	10.0	10.0	10.0	10.0	10.0	10.0	10.0	10.0
Assembly and Demonstration	10.0	10.0	10.0	10.0	10.0	10.0	7.5	7.5	7.5
Est. & Operate Political Parties	10.0	10.0	10.0	8.8	8.8	8.8	10.0	10.0	10.0
Est. & Operate Professional Organizations	10.0	10.0	10.0	8.8	8.8	8.8	10.0	10.0	10.0
Est. & Operate Edu., Sporting and Cultural	10.0	10.0	10.0	8.8	8.8	8.8	7.5	7.5	7.5
 Expression and Information	9.4	9.3	9.1	9.0	9.0	9.0	9.0	8.9	8.8
Press Killed	10.0	10.0	10.0	10.0	10.0	10.0	10.0	10.0	10.0
Press Jailed	10.0	10.0	10.0	10.0	10.0	10.0	10.0	10.0	10.0
Laws and Reg. That Influence Media	8.3	7.7	6.7	6.0	6.0	6.3	6.3	6.0	6.0
Political Pressure, Control Media	7.8	7.8	7.3	6.8	6.8	6.8	6.5	6.3	5.8
Access to Cable and Satellite	10.0	10.0	10.0	10.0	10.0	10.0	10.0	10.0	10.0
Freedom of Access to Frgn. Info.	10.0	10.0	10.0	10.0	10.0	10.0	10.0	10.0	10.0
State Control over Internet Access	10.0	10.0	10.0	10.0	10.0	10.0	10.0	10.0	10.0
 Identity and Relationships	10.0	10.0	10.0	10.0	10.0	10.0	10.0	10.0	10.0
Legal Gender	-	-	-	-	-	-	-	10.0	10.0
Parental Rights	10.0	10.0	10.0	10.0	10.0	10.0	10.0	10.0	10.0
Same-Sex Relationships	10.0	10.0	10.0	10.0	10.0	10.0	10.0	10.0	10.0
Divorce	-	-	-	-	-	10.0	10.0	10.0	10.0

Human Freedom Score over Time



Human Freedom Ranking over Time



ICELAND

WESTERN EUROPE

RANKING 27/162



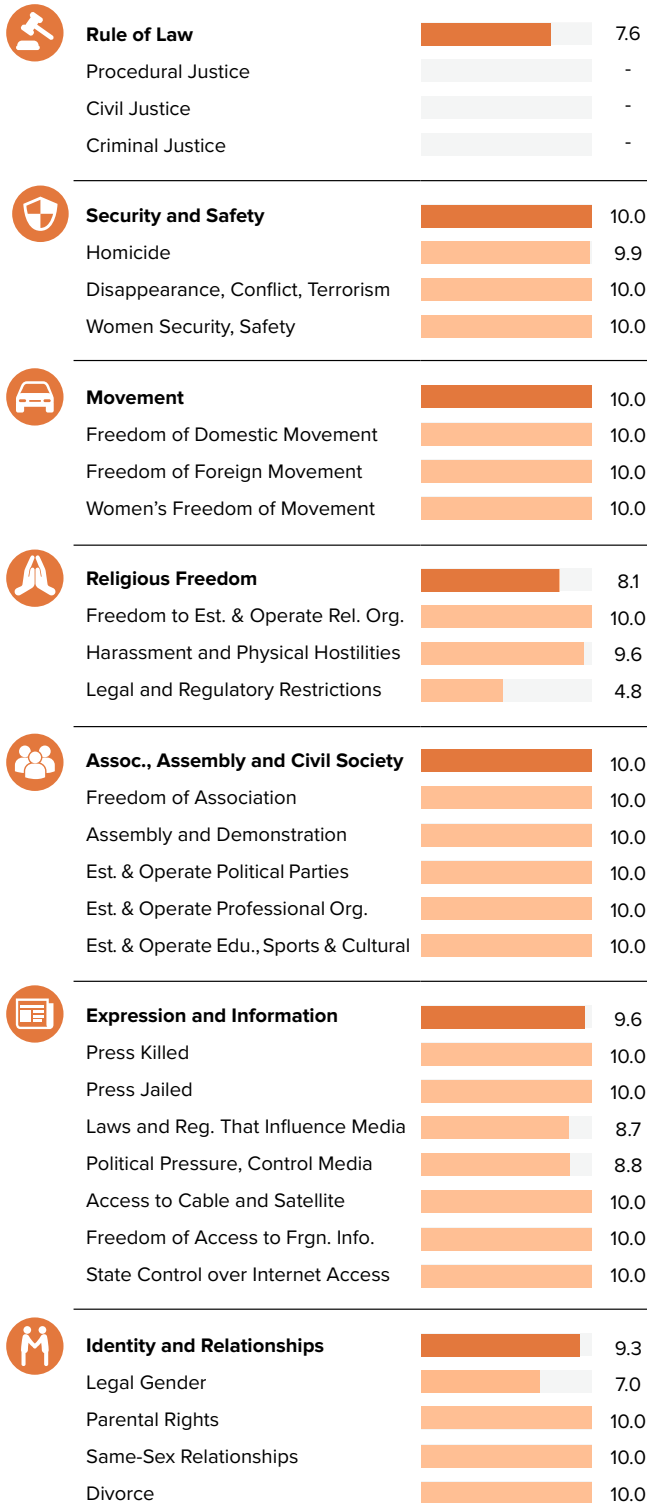
Score 0–10

PERSONAL FREEDOM 9.08

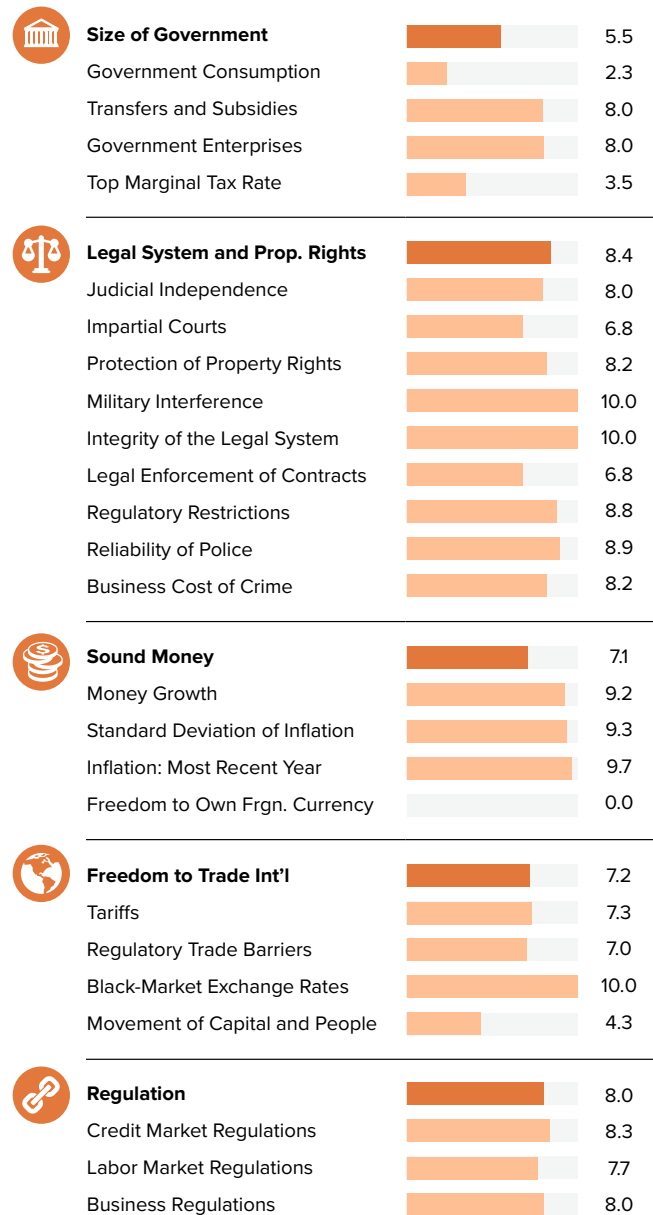
ECONOMIC FREEDOM 7.22

HUMAN FREEDOM 8.15








PERSONAL FREEDOM

 Ranking
13/162


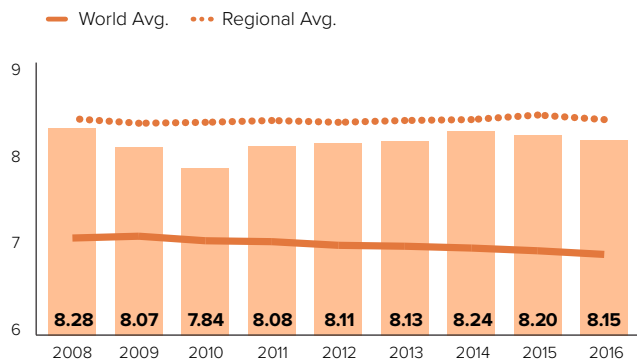
ECONOMIC FREEDOM

 Ranking
59/162


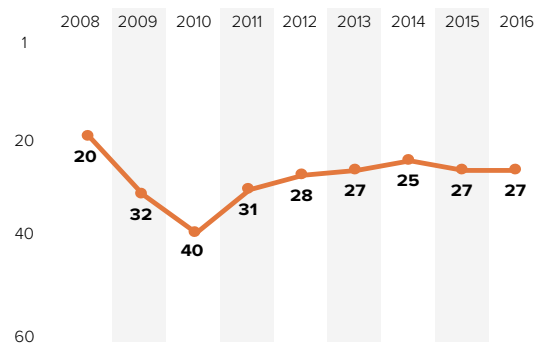
ICELAND | WESTERN EUROPE

	2008	2009	2010	2011	2012	2013	2014	2015	2016
HUMAN FREEDOM	8.28	8.07	7.84	8.08	8.11	8.13	8.24	8.20	8.15
ECONOMIC FREEDOM	7.34	6.90	6.48	6.86	6.94	7.02	7.23	7.25	7.22
PERSONAL FREEDOM	9.21	9.25	9.19	9.30	9.27	9.25	9.25	9.15	9.08
 Rule of Law	7.8	7.8	7.8	7.8	7.7	7.7	7.8	7.9	7.6
Procedural Justice	-	-	-	-	-	-	-	-	-
Civil Justice	-	-	-	-	-	-	-	-	-
Criminal Justice	-	-	-	-	-	-	-	-	-
 Security and Safety	10.0	10.0	9.9	9.9	10.0	10.0	9.9	9.9	10.0
Homicide	9.9	9.9	9.8	9.6	9.9	9.9	9.8	9.6	9.9
Disappearance, Conflict, Terrorism	10.0	10.0	10.0	10.0	10.0	10.0	10.0	10.0	10.0
Women Security, Safety	10.0	10.0	10.0	10.0	10.0	10.0	10.0	10.0	10.0
 Movement	10.0	10.0	10.0	10.0	10.0	10.0	10.0	10.0	10.0
Freedom of Domestic Movement	10.0	10.0	10.0	10.0	10.0	10.0	10.0	10.0	10.0
Freedom of Foreign Movement	10.0	10.0	10.0	10.0	10.0	10.0	10.0	10.0	10.0
Women's Freedom of Movement	10.0	10.0	10.0	10.0	10.0	10.0	10.0	10.0	10.0
 Religious Freedom	8.5	8.8	8.5	9.2	8.9	8.6	8.7	8.1	8.1
Freedom to Establish Religious Org.	-	-	-	10.0	10.0	10.0	10.0	10.0	10.0
Harassment and Physical Hostilities	8.7	9.2	8.7	8.8	8.6	8.8	8.9	9.2	9.6
Legal and Regulatory Restrictions	8.3	8.5	8.3	8.7	8.0	7.0	7.0	5.1	4.8
 Assoc., Assembly and Civil Society	-	-	-	10.0	10.0	10.0	10.0	10.0	10.0
Freedom of Association	-	-	-	10.0	10.0	10.0	10.0	10.0	10.0
Assembly and Demonstration	-	-	-	10.0	10.0	10.0	10.0	10.0	10.0
Est. & Operate Political Parties	-	-	-	10.0	10.0	10.0	10.0	10.0	10.0
Est. & Operate Professional Organizations	-	-	-	10.0	10.0	10.0	10.0	10.0	10.0
Est. & Operate Edu., Sporting and Cultural	-	-	-	10.0	10.0	10.0	10.0	10.0	10.0
 Expression and Information	9.7	9.6	9.6	9.7	9.7	9.7	9.6	9.6	9.6
Press Killed	10.0	10.0	10.0	10.0	10.0	10.0	10.0	10.0	10.0
Press Jailed	10.0	10.0	10.0	10.0	10.0	10.0	10.0	10.0	10.0
Laws and Reg. That Influence Media	9.7	9.7	9.7	9.0	9.0	9.0	8.7	8.7	8.7
Political Pressure, Control Media	9.0	8.8	8.8	8.8	8.8	9.0	8.5	8.8	8.8
Access to Cable and Satellite	-	-	-	10.0	10.0	10.0	10.0	10.0	10.0
Freedom of Access to Frgn. Info.	-	-	-	10.0	10.0	10.0	10.0	10.0	10.0
State Control over Internet Access	-	-	-	10.0	10.0	10.0	10.0	10.0	10.0
 Identity and Relationships	10.0	10.0	10.0	10.0	10.0	10.0	10.0	9.3	9.3
Legal Gender	-	-	-	-	-	-	-	7.0	7.0
Parental Rights	10.0	10.0	10.0	10.0	10.0	10.0	10.0	10.0	10.0
Same-Sex Relationships	10.0	10.0	10.0	10.0	10.0	10.0	10.0	10.0	10.0
Divorce	-	-	-	-	-	10.0	10.0	10.0	10.0

Human Freedom Score over Time



Human Freedom Ranking over Time



INDIA

SOUTH ASIA

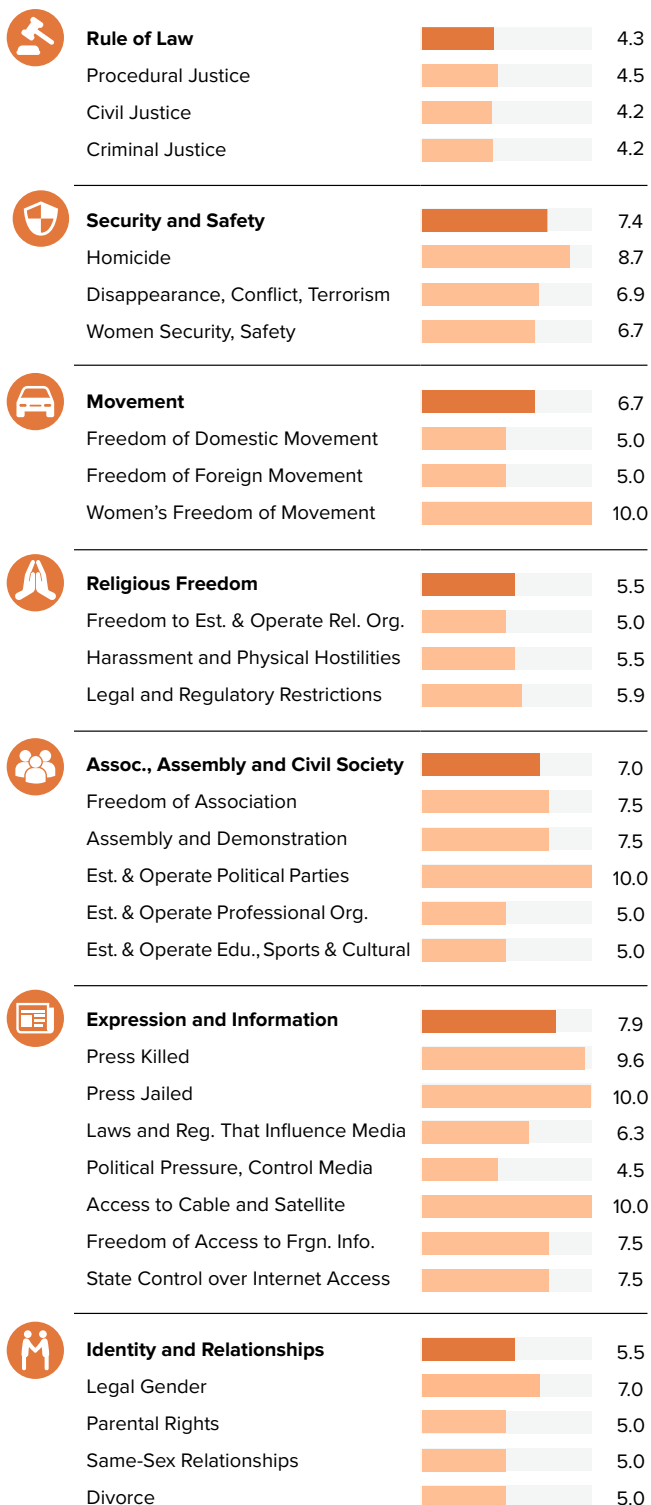
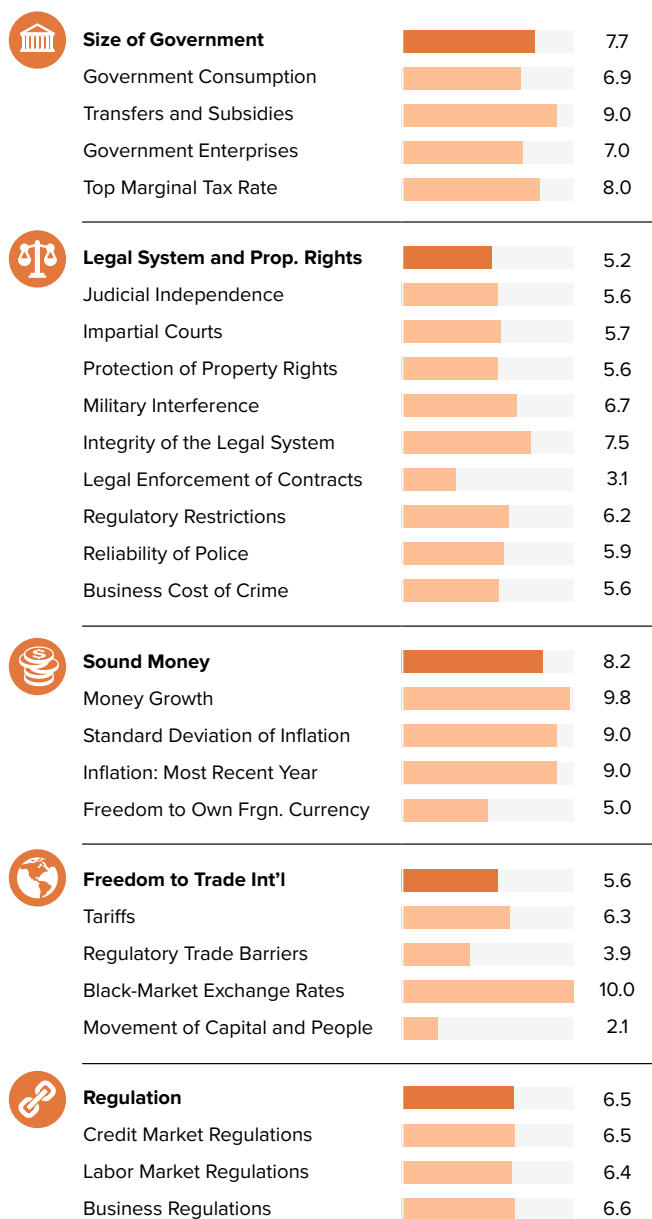
RANKING 110/162



Score 0–10

PERSONAL FREEDOM 6.20

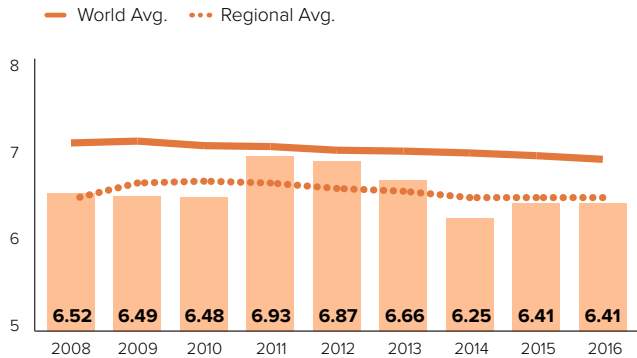
ECONOMIC FREEDOM 6.63

HUMAN FREEDOM 6.41**PERSONAL FREEDOM**Ranking
112/162**ECONOMIC FREEDOM**Ranking
96/162

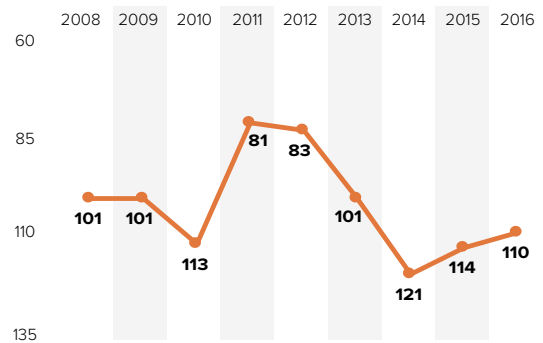
INDIA | SOUTH ASIA

	2008	2009	2010	2011	2012	2013	2014	2015	2016
HUMAN FREEDOM	6.52	6.49	6.48	6.93	6.87	6.66	6.25	6.41	6.41
ECONOMIC FREEDOM	6.47	6.39	6.39	6.57	6.54	6.36	6.23	6.61	6.63
PERSONAL FREEDOM	6.57	6.59	6.57	7.29	7.20	6.97	6.28	6.20	6.20
Rule of Law	4.3	4.3	4.3	4.3	4.1	4.1	4.4	4.2	4.3
Procedural Justice	4.1	4.1	4.1	4.1	4.1	4.1	4.3	4.2	4.5
Civil Justice	4.5	4.5	4.5	4.5	3.9	3.9	4.2	4.3	4.2
Criminal Justice	4.4	4.4	4.4	4.4	4.5	4.5	4.7	4.1	4.2
Security and Safety	7.0	7.1	7.1	7.1	7.1	7.4	7.4	7.4	7.4
Homicide	8.5	8.5	8.5	8.5	8.5	8.6	8.5	8.6	8.7
Disappearance, Conflict, Terrorism	6.8	6.9	6.9	6.9	6.9	6.9	6.9	6.9	6.9
Women Security, Safety	5.8	5.8	5.8	5.8	5.8	6.7	6.7	6.7	6.7
Movement	6.7	6.7	6.7	8.3	8.3	8.3	6.7	6.7	6.7
Freedom of Domestic Movement	10.0	5.0	10.0	5.0	5.0	5.0	5.0	5.0	5.0
Freedom of Foreign Movement	5.0	10.0	5.0	10.0	10.0	10.0	5.0	5.0	5.0
Women's Freedom of Movement	5.0	5.0	5.0	10.0	10.0	10.0	10.0	10.0	10.0
Religious Freedom	8.5	8.5	8.4	8.5	8.2	8.2	6.7	5.9	5.5
Freedom to Establish Religious Org.	10.0	10.0	10.0	10.0	10.0	10.0	5.0	5.0	5.0
Harassment and Physical Hostilities	9.3	9.4	9.4	9.3	9.3	9.2	9.1	6.2	5.5
Legal and Regulatory Restrictions	6.0	6.0	5.7	6.4	5.3	5.4	6.0	6.5	5.9
Assoc., Assembly and Civil Society	8.8	8.8	8.8	9.8	9.8	10.0	7.0	7.0	7.0
Freedom of Association	10.0	10.0	10.0	10.0	10.0	10.0	7.5	7.5	7.5
Assembly and Demonstration	7.5	7.5	7.5	10.0	10.0	10.0	7.5	7.5	7.5
Est. & Operate Political Parties	10.0	10.0	10.0	10.0	10.0	10.0	10.0	10.0	10.0
Est. & Operate Professional Organizations	8.3	8.3	8.3	8.8	8.8	8.8	5.0	5.0	5.0
Est. & Operate Edu., Sporting and Cultural	8.3	8.3	8.3	10.0	10.0	10.0	5.0	5.0	5.0
Expression and Information	8.4	8.5	8.5	7.8	7.7	7.7	8.0	8.0	7.9
Press Killed	9.6	9.9	9.8	9.8	9.7	9.5	9.8	9.7	9.6
Press Jailed	10.0	10.0	10.0	10.0	10.0	10.0	10.0	10.0	10.0
Laws and Reg. That Influence Media	6.7	7.0	7.0	7.0	6.7	6.7	6.3	6.3	6.3
Political Pressure, Control Media	5.8	6.3	5.8	5.3	5.3	5.0	5.0	4.8	4.5
Access to Cable and Satellite	10.0	10.0	10.0	7.5	7.5	7.5	10.0	10.0	10.0
Freedom of Access to Frgn. Info.	6.7	6.7	6.7	5.0	5.0	5.0	7.5	7.5	7.5
State Control over Internet Access	10.0	10.0	10.0	10.0	10.0	10.0	7.5	7.5	7.5
Identity and Relationships	5.0	5.0	5.0	10.0	10.0	6.7	5.0	5.5	5.5
Legal Gender	-	-	-	-	-	-	-	7.0	7.0
Parental Rights	0.0	0.0	0.0	10.0	10.0	5.0	5.0	5.0	5.0
Same-Sex Relationships	10.0	10.0	10.0	10.0	10.0	10.0	5.0	5.0	5.0
Divorce	-	-	-	-	-	5.0	5.0	5.0	5.0

Human Freedom Score over Time



Human Freedom Ranking over Time



INDONESIA

SOUTH ASIA

RANKING 85/162



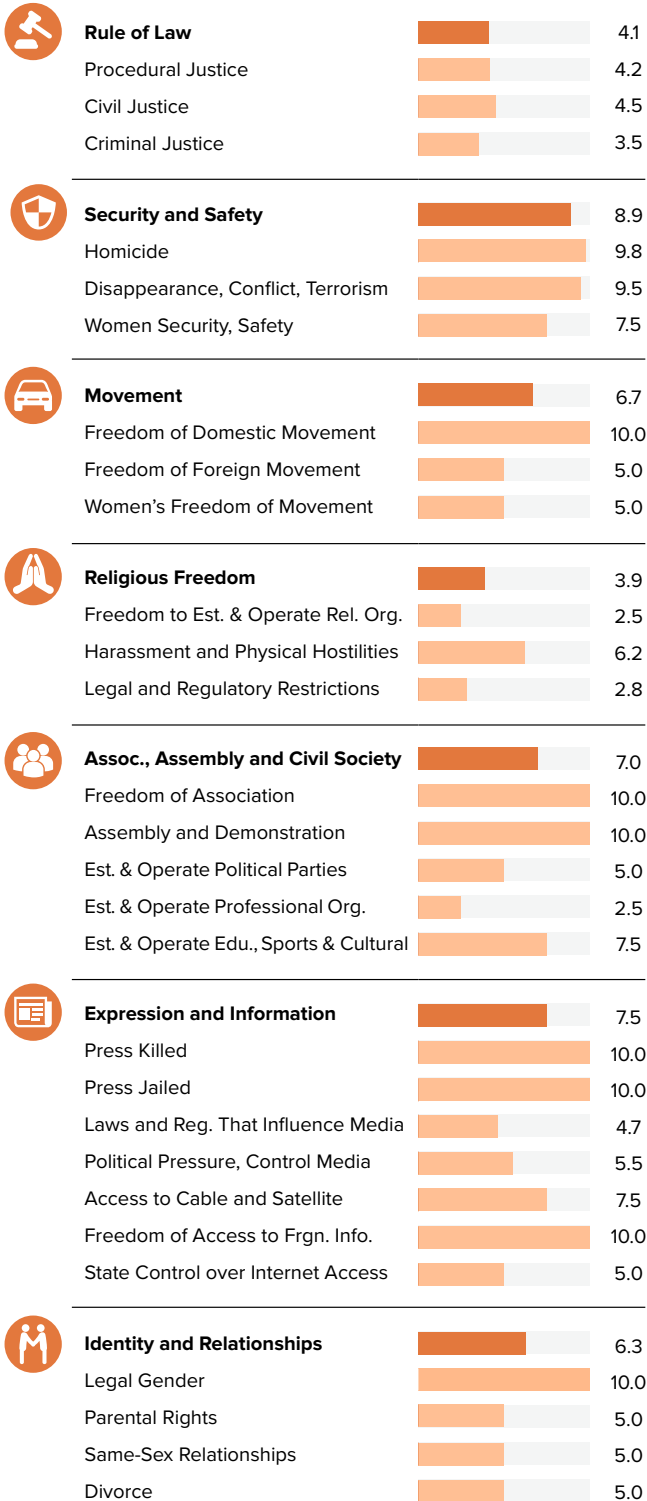
Score 0–10

PERSONAL FREEDOM 6.38

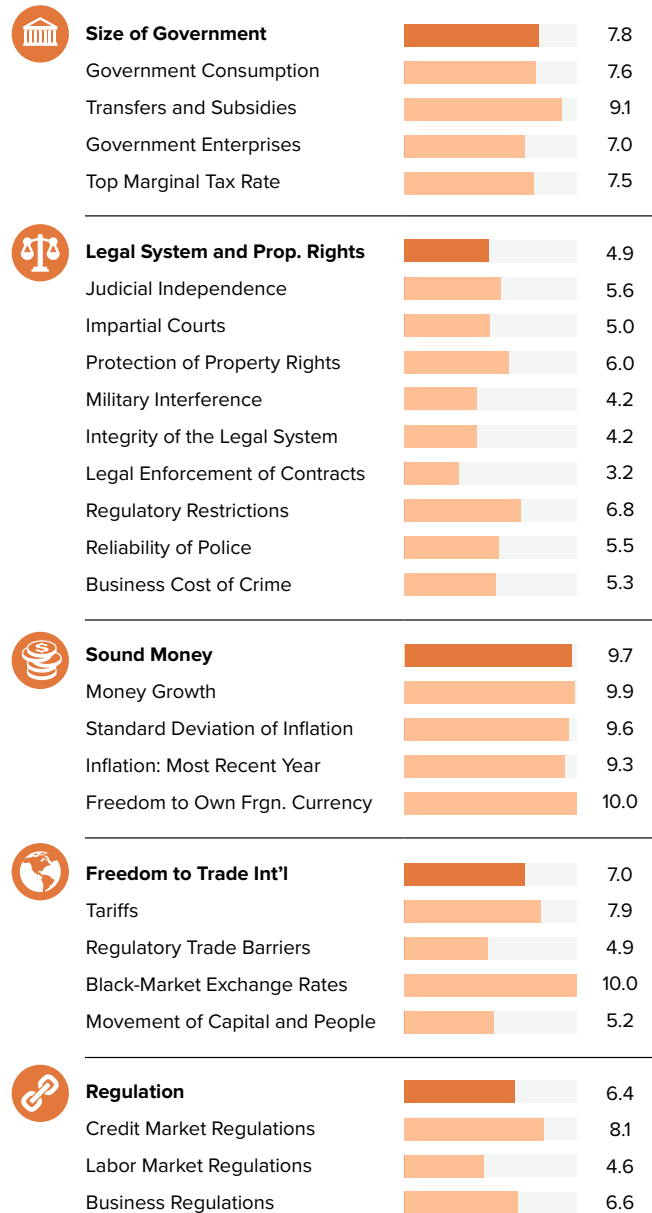
ECONOMIC FREEDOM 7.16

HUMAN FREEDOM 6.77








PERSONAL FREEDOM

 Ranking
108/162


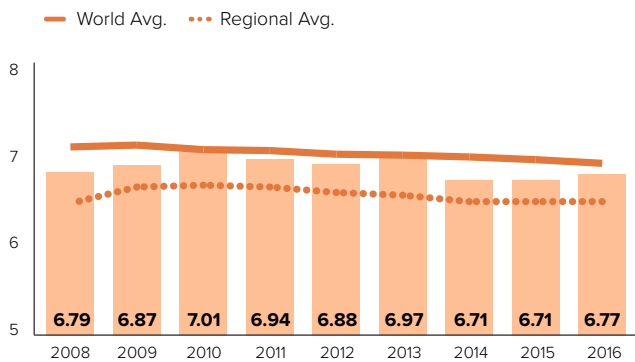
ECONOMIC FREEDOM

 Ranking
65/162


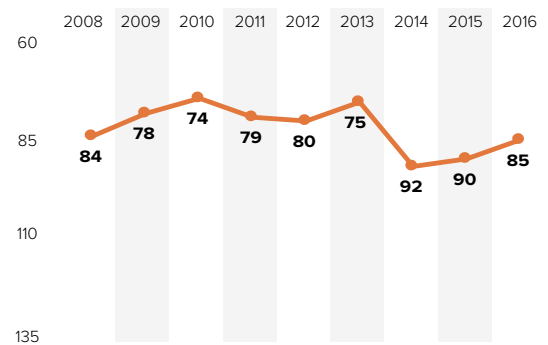
INDONESIA | SOUTH ASIA

	2008	2009	2010	2011	2012	2013	2014	2015	2016
HUMAN FREEDOM	6.79	6.87	7.01	6.94	6.88	6.97	6.71	6.71	6.77
ECONOMIC FREEDOM	6.39	6.55	6.85	6.87	6.84	7.01	7.02	7.00	7.16
PERSONAL FREEDOM	7.18	7.20	7.16	7.01	6.92	6.93	6.40	6.43	6.38
 Rule of Law	4.6	4.6	4.6	4.6	4.2	4.2	4.0	4.1	4.1
Procedural Justice	4.5	4.5	4.5	4.5	4.4	4.4	4.1	4.2	4.2
Civil Justice	4.9	4.9	4.9	4.9	4.7	4.7	4.3	4.3	4.5
Criminal Justice	4.5	4.5	4.5	4.5	3.7	3.7	3.5	3.8	3.5
 Security and Safety	9.1	9.1	9.1	9.2	9.2	8.9	8.9	8.9	8.9
Homicide	9.8	9.8	9.8	9.8	9.8	9.8	9.8	9.8	9.8
Disappearance, Conflict, Terrorism	9.5	9.5	9.5	9.5	9.5	9.5	9.5	9.5	9.5
Women Security, Safety	8.0	8.0	8.0	8.3	8.3	7.5	7.5	7.5	7.5
 Movement	8.3	8.3	8.3	6.7	6.7	6.7	6.7	6.7	6.7
Freedom of Domestic Movement	10.0	10.0	10.0	5.0	5.0	5.0	10.0	10.0	10.0
Freedom of Foreign Movement	10.0	10.0	10.0	10.0	10.0	10.0	5.0	5.0	5.0
Women's Freedom of Movement	5.0	5.0	5.0	5.0	5.0	5.0	5.0	5.0	5.0
 Religious Freedom	5.6	5.7	5.4	7.1	7.1	7.3	5.5	4.3	3.9
Freedom to Establish Religious Org.	4.2	4.2	4.2	8.8	8.8	8.8	2.5	2.5	2.5
Harassment and Physical Hostilities	6.4	6.4	5.9	6.2	6.1	6.4	7.0	6.3	6.2
Legal and Regulatory Restrictions	6.1	6.5	6.2	6.2	6.5	6.7	7.1	4.1	2.8
 Assoc., Assembly and Civil Society	7.8	7.8	7.8	9.0	9.0	9.6	7.0	7.0	7.0
Freedom of Association	7.5	7.5	7.5	10.0	10.0	10.0	10.0	10.0	10.0
Assembly and Demonstration	7.5	7.5	7.5	10.0	10.0	10.0	10.0	10.0	10.0
Est. & Operate Political Parties	7.1	7.1	7.1	8.8	8.8	8.8	5.0	5.0	5.0
Est. & Operate Professional Organizations	7.1	7.1	7.1	7.5	7.5	7.5	2.5	2.5	2.5
Est. & Operate Edu., Sporting and Cultural	10.0	10.0	10.0	8.8	8.8	8.8	7.5	7.5	7.5
 Expression and Information	8.4	8.4	8.2	7.9	7.8	7.9	7.5	7.5	7.5
Press Killed	10.0	9.6	8.8	10.0	9.6	10.0	10.0	10.0	10.0
Press Jailed	10.0	10.0	10.0	10.0	10.0	10.0	10.0	10.0	10.0
Laws and Reg. That Influence Media	4.0	4.0	4.0	4.7	4.7	4.7	4.7	4.7	4.7
Political Pressure, Control Media	4.8	5.3	5.0	5.5	5.5	5.5	5.5	5.5	5.5
Access to Cable and Satellite	10.0	10.0	10.0	10.0	10.0	10.0	7.5	7.5	7.5
Freedom of Access to Frgn. Info.	10.0	10.0	10.0	7.5	7.5	7.5	10.0	10.0	10.0
State Control over Internet Access	10.0	10.0	10.0	7.5	7.5	7.5	5.0	5.0	5.0
 Identity and Relationships	7.5	7.5	7.5	5.0	5.0	5.0	5.0	6.3	6.3
Legal Gender	-	-	-	-	-	-	-	10.0	10.0
Parental Rights	5.0	5.0	5.0	5.0	5.0	5.0	5.0	5.0	5.0
Same-Sex Relationships	10.0	10.0	10.0	5.0	5.0	5.0	5.0	5.0	5.0
Divorce	-	-	-	-	-	5.0	5.0	5.0	5.0

Human Freedom Score over Time



Human Freedom Ranking over Time



IRAN

MIDDLE EAST & NORTH AFRICA
RANKING 153/162



Score 0–10

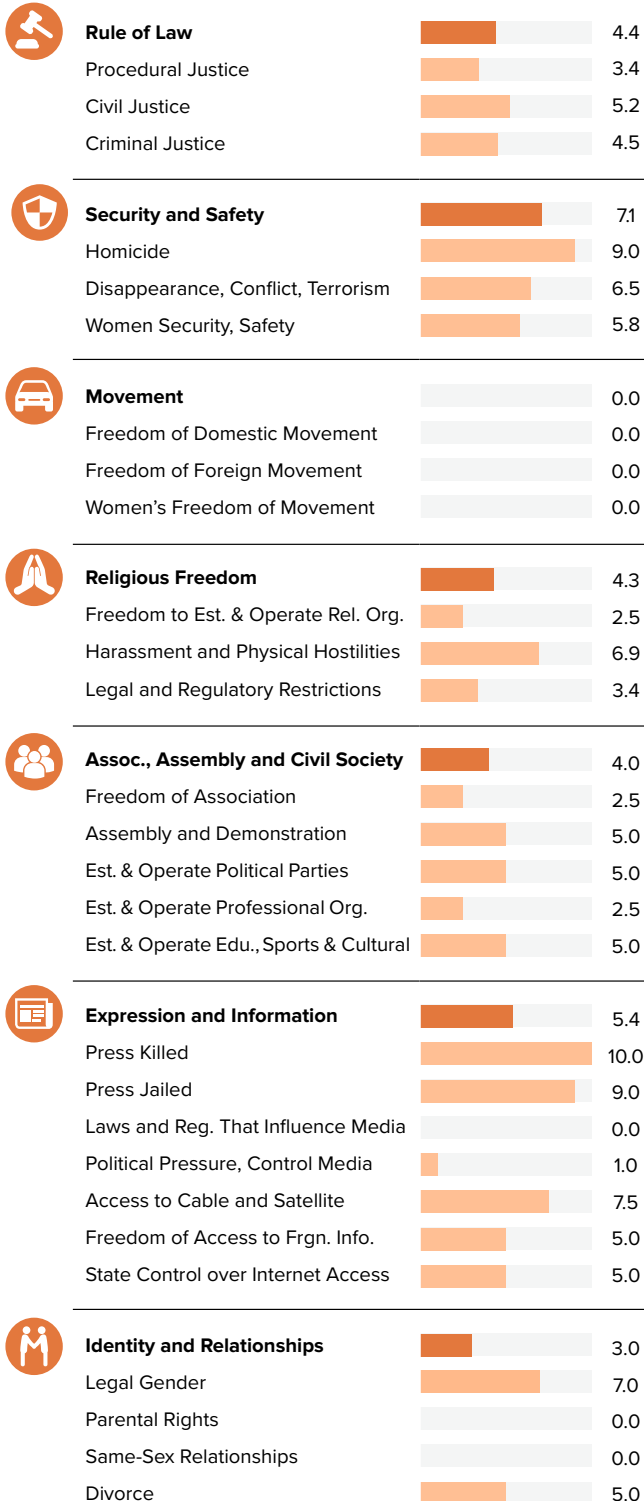
PERSONAL FREEDOM 4.53

ECONOMIC FREEDOM 6.03

HUMAN FREEDOM 5.28

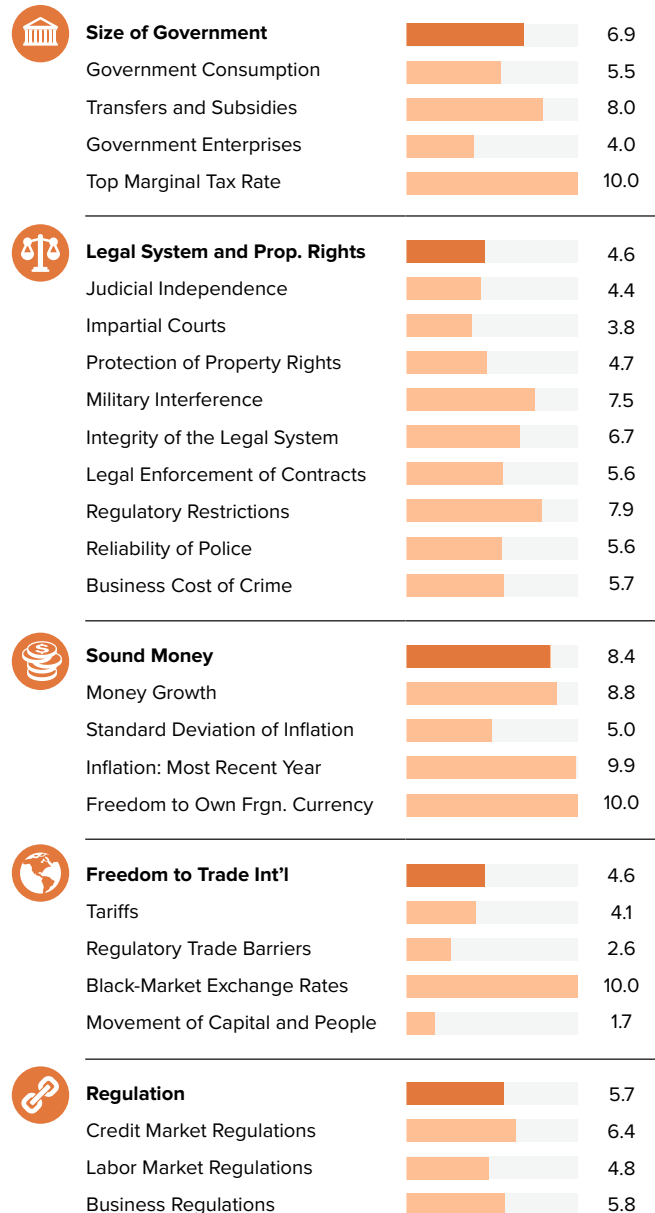
PERSONAL FREEDOM

Ranking
154/162



ECONOMIC FREEDOM

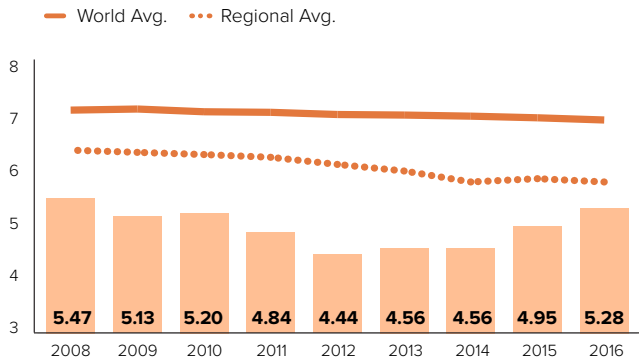
Ranking
130/162



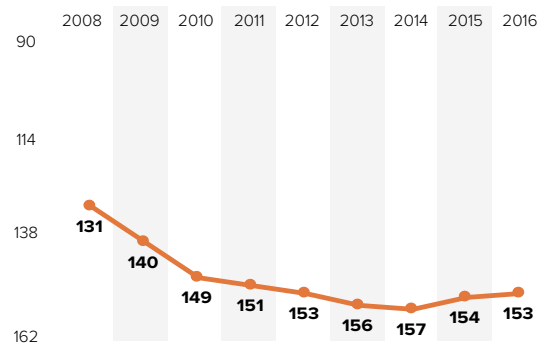
IRAN | MIDDLE EAST & NORTH AFRICA

	2008	2009	2010	2011	2012	2013	2014	2015	2016
HUMAN FREEDOM	5.47	5.13	5.20	4.84	4.44	4.56	4.56	4.95	5.28
ECONOMIC FREEDOM	6.06	5.91	5.91	5.63	4.96	5.04	4.89	5.40	6.03
PERSONAL FREEDOM	4.88	4.35	4.49	4.05	3.92	4.09	4.23	4.49	4.53
Rule of Law	4.3	4.3	4.3	4.3	3.8	3.8	3.9	4.3	4.4
Procedural Justice	2.2	2.2	2.2	2.2	1.9	1.9	2.1	3.1	3.4
Civil Justice	6.2	6.2	6.2	6.2	5.6	5.6	5.6	5.5	5.2
Criminal Justice	4.5	4.5	4.5	4.5	3.8	3.8	3.9	4.3	4.5
Security and Safety	8.0	7.5	7.5	7.3	7.4	7.1	7.1	7.1	7.1
Homicide	8.8	8.8	8.8	8.9	8.9	8.9	9.0	9.0	9.0
Disappearance, Conflict, Terrorism	7.7	6.2	6.1	6.3	6.5	6.5	6.5	6.5	6.5
Women Security, Safety	7.5	7.5	7.5	6.7	6.7	5.8	5.8	5.8	5.8
Movement	3.3	1.7	3.3	0.0	0.0	0.0	0.0	0.0	0.0
Freedom of Domestic Movement	5.0	0.0	5.0	0.0	0.0	0.0	0.0	0.0	0.0
Freedom of Foreign Movement	0.0	0.0	0.0	0.0	0.0	0.0	0.0	0.0	0.0
Women's Freedom of Movement	5.0	5.0	5.0	0.0	0.0	0.0	0.0	0.0	0.0
Religious Freedom	5.8	5.4	5.0	5.0	5.1	5.0	4.3	4.3	4.3
Freedom to Establish Religious Org.	-	-	-	5.0	5.0	5.0	2.5	2.5	2.5
Harassment and Physical Hostilities	7.5	6.6	6.3	6.1	6.2	6.2	6.5	7.0	6.9
Legal and Regulatory Restrictions	4.2	4.2	3.7	3.9	4.0	3.7	3.7	3.4	3.4
Assoc., Assembly and Civil Society	-	-	-	3.0	3.0	3.3	4.0	4.0	4.0
Freedom of Association	-	-	-	5.0	5.0	5.0	2.5	2.5	2.5
Assembly and Demonstration	-	-	-	2.5	2.5	2.5	5.0	5.0	5.0
Est. & Operate Political Parties	-	-	-	2.5	2.5	2.5	5.0	5.0	5.0
Est. & Operate Professional Organizations	-	-	-	2.5	2.5	2.5	2.5	2.5	2.5
Est. & Operate Edu., Sporting and Cultural	-	-	-	2.5	2.5	2.5	5.0	5.0	5.0
Expression and Information	5.3	4.1	4.0	3.6	3.3	3.8	5.0	5.2	5.4
Press Killed	10.0	8.6	10.0	10.0	8.7	10.0	10.0	10.0	10.0
Press Jailed	9.3	6.9	5.4	4.4	4.1	5.5	6.2	7.6	9.0
Laws and Reg. That Influence Media	0.3	0.0	0.0	0.0	0.0	0.0	0.0	0.0	0.0
Political Pressure, Control Media	1.5	1.0	0.8	0.5	0.5	1.0	1.0	1.0	1.0
Access to Cable and Satellite	-	-	-	5.0	5.0	5.0	7.5	7.5	7.5
Freedom of Access to Frgn. Info.	-	-	-	2.5	2.5	2.5	5.0	5.0	5.0
State Control over Internet Access	-	-	-	2.5	2.5	2.5	5.0	5.0	5.0
Identity and Relationships	0.0	0.0	0.0	0.0	0.0	1.7	1.7	3.0	3.0
Legal Gender	-	-	-	-	-	-	-	7.0	7.0
Parental Rights	0.0	0.0	0.0	0.0	0.0	0.0	0.0	0.0	0.0
Same-Sex Relationships	0.0	0.0	0.0	0.0	0.0	0.0	0.0	0.0	0.0
Divorce	-	-	-	-	-	5.0	5.0	5.0	5.0

Human Freedom Score over Time



Human Freedom Ranking over Time



IRAQ

MIDDLE EAST & NORTH AFRICA
RANKING 159/162



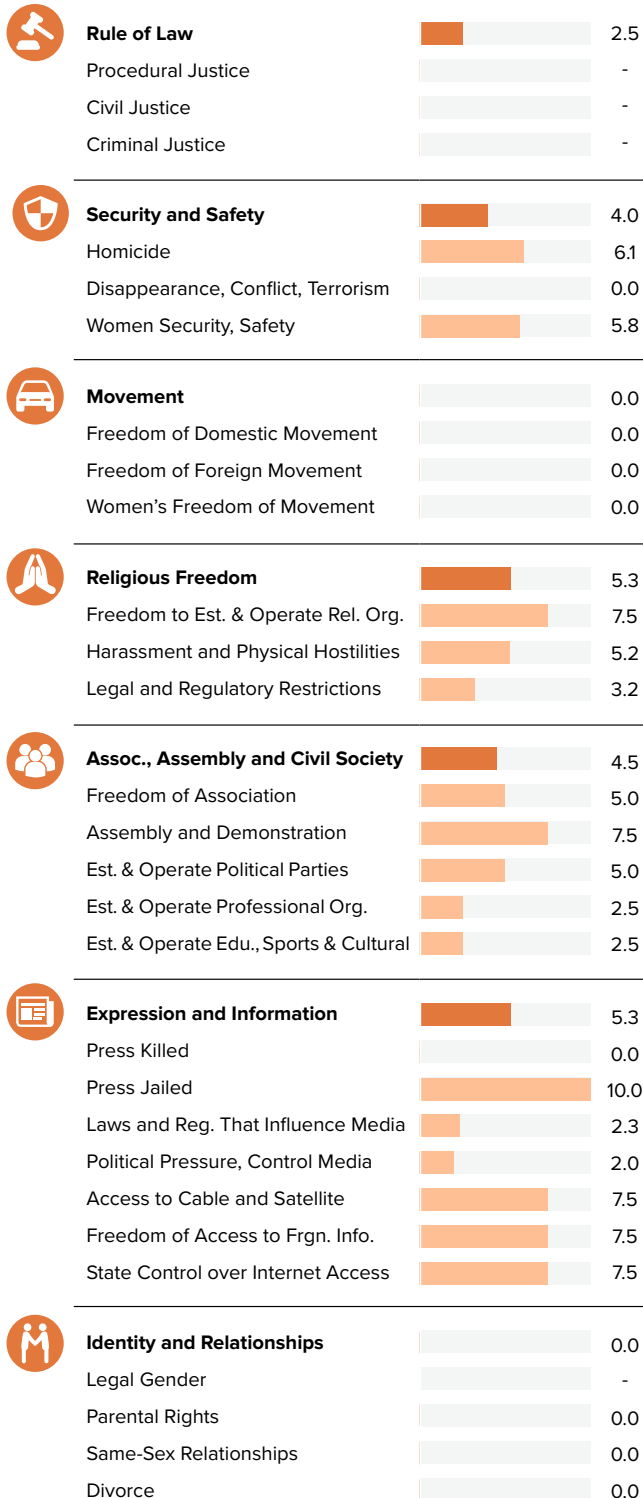
Score 0–10

PERSONAL FREEDOM 3.12
ECONOMIC FREEDOM 5.40

HUMAN FREEDOM 4.26

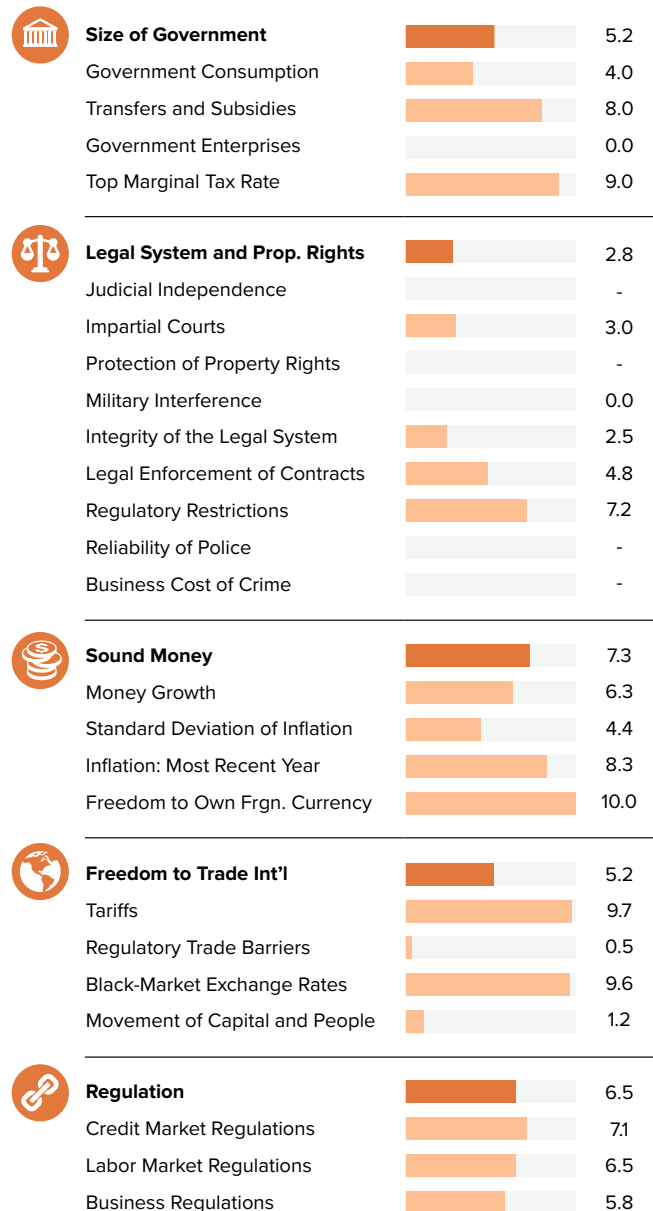
PERSONAL FREEDOM

Ranking
160/162








ECONOMIC FREEDOM

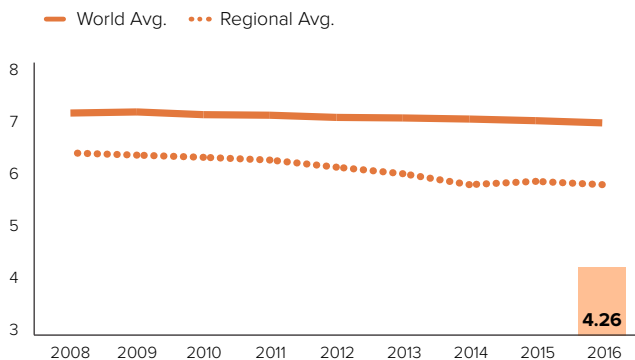
Ranking
152/162



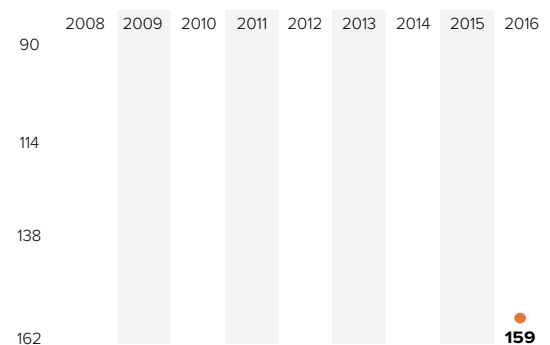
IRAQ | MIDDLE EAST & NORTH AFRICA

	2008	2009	2010	2011	2012	2013	2014	2015	2016
HUMAN FREEDOM	-	-	-	-	-	-	-	-	4.26
ECONOMIC FREEDOM	-	-	-	-	-	-	-	-	5.40
PERSONAL FREEDOM	-	-	-	-	-	-	-	-	3.12
 Rule of Law	-	-	-	-	-	-	-	-	2.5
Procedural Justice	-	-	-	-	-	-	-	-	-
Civil Justice	-	-	-	-	-	-	-	-	-
Criminal Justice	-	-	-	-	-	-	-	-	-
 Security and Safety	-	-	-	-	-	-	-	-	4.0
Homicide	-	-	-	-	-	-	-	-	6.1
Disappearance, Conflict, Terrorism	-	-	-	-	-	-	-	-	0.0
Women Security, Safety	-	-	-	-	-	-	-	-	5.8
 Movement	-	-	-	-	-	-	-	-	0.0
Freedom of Domestic Movement	-	-	-	-	-	-	-	-	0.0
Freedom of Foreign Movement	-	-	-	-	-	-	-	-	0.0
Women's Freedom of Movement	-	-	-	-	-	-	-	-	0.0
 Religious Freedom	-	-	-	-	-	-	-	-	5.3
Freedom to Establish Religious Org.	-	-	-	-	-	-	-	-	7.5
Harassment and Physical Hostilities	-	-	-	-	-	-	-	-	5.2
Legal and Regulatory Restrictions	-	-	-	-	-	-	-	-	3.2
 Assoc., Assembly and Civil Society	-	-	-	-	-	-	-	-	4.5
Freedom of Association	-	-	-	-	-	-	-	-	5.0
Assembly and Demonstration	-	-	-	-	-	-	-	-	7.5
Est. & Operate Political Parties	-	-	-	-	-	-	-	-	5.0
Est. & Operate Professional Organizations	-	-	-	-	-	-	-	-	2.5
Est. & Operate Edu., Sporting and Cultural	-	-	-	-	-	-	-	-	2.5
 Expression and Information	-	-	-	-	-	-	-	-	5.3
Press Killed	-	-	-	-	-	-	-	-	0.0
Press Jailed	-	-	-	-	-	-	-	-	10.0
Laws and Reg. That Influence Media	-	-	-	-	-	-	-	-	2.3
Political Pressure, Control Media	-	-	-	-	-	-	-	-	2.0
Access to Cable and Satellite	-	-	-	-	-	-	-	-	7.5
Freedom of Access to Frgn. Info.	-	-	-	-	-	-	-	-	7.5
State Control over Internet Access	-	-	-	-	-	-	-	-	7.5
 Identity and Relationships	-	-	-	-	-	-	-	-	0.0
Legal Gender	-	-	-	-	-	-	-	-	-
Parental Rights	-	-	-	-	-	-	-	-	0.0
Same-Sex Relationships	-	-	-	-	-	-	-	-	0.0
Divorce	-	-	-	-	-	-	-	-	0.0

Human Freedom Score over Time



Human Freedom Ranking over Time



IRELAND

WESTERN EUROPE

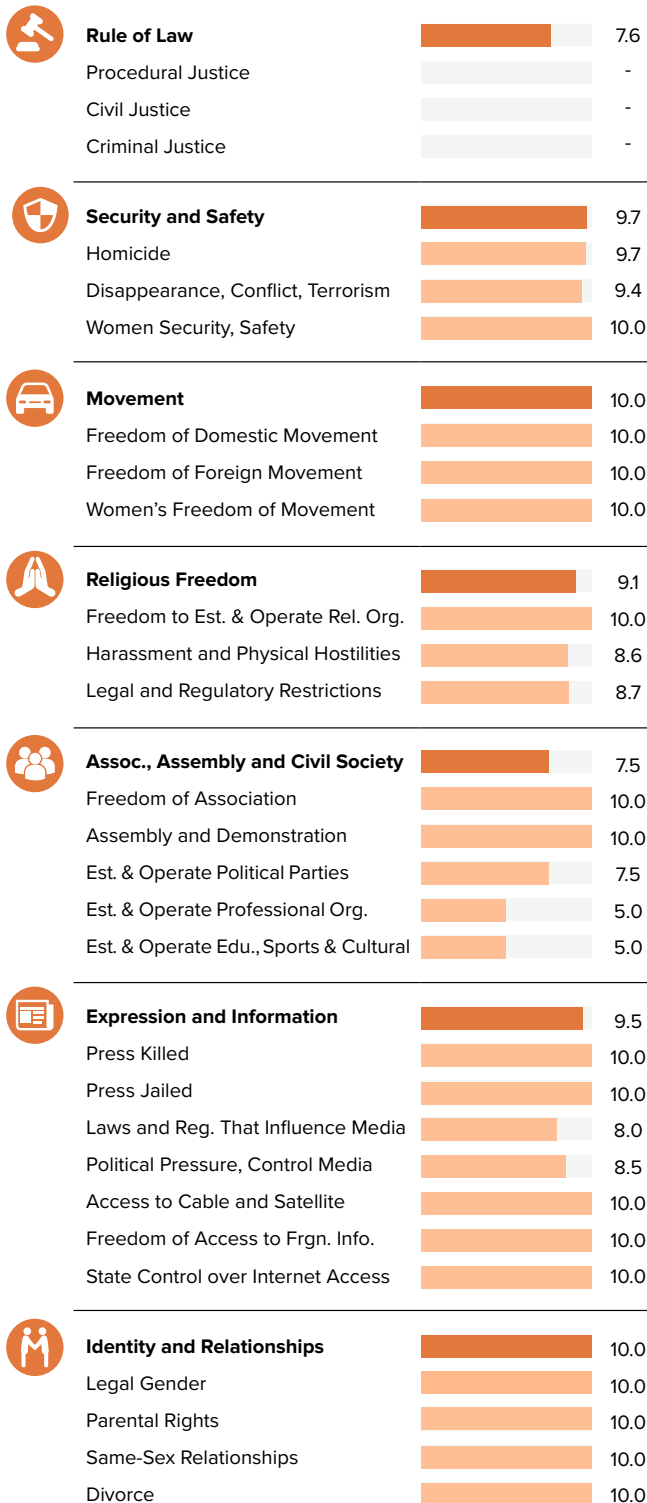
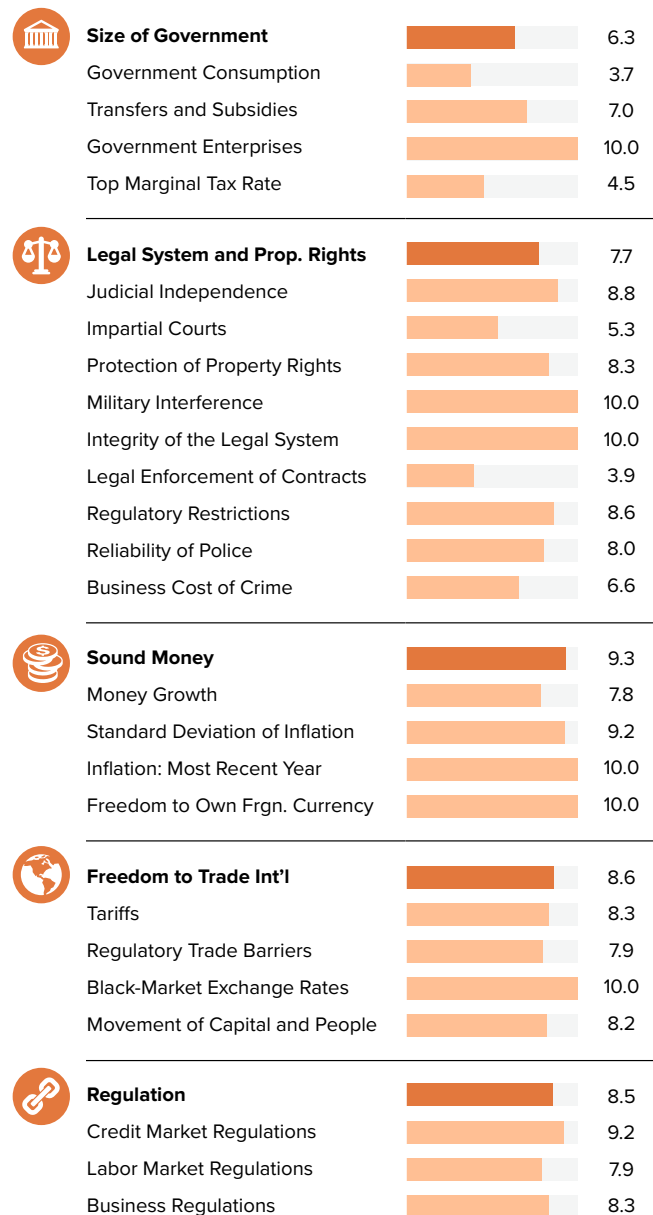
RANKING 8/162










Score 0–10

PERSONAL FREEDOM 8.94

ECONOMIC FREEDOM 8.07

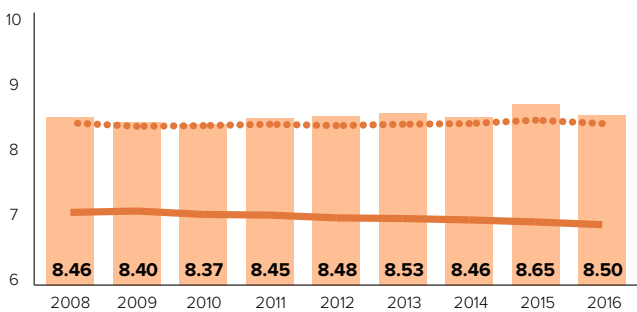
HUMAN FREEDOM 8.50**PERSONAL FREEDOM**Ranking
21/162**ECONOMIC FREEDOM**Ranking
5/162

IRELAND | WESTERN EUROPE

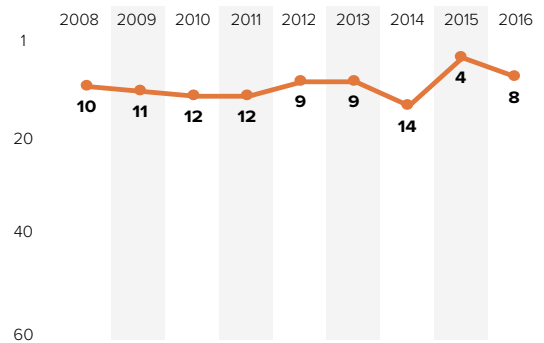
	2008	2009	2010	2011	2012	2013	2014	2015	2016
HUMAN FREEDOM	8.46	8.40	8.37	8.45	8.48	8.53	8.46	8.65	8.50
ECONOMIC FREEDOM	7.87	7.76	7.67	7.83	7.98	8.04	8.12	8.25	8.07
PERSONAL FREEDOM	9.06	9.05	9.07	9.06	8.99	9.02	8.80	9.04	8.94
 Rule of Law	7.9	7.9	7.9	7.9	7.8	7.8	7.9	8.1	7.6
Procedural Justice	-	-	-	-	-	-	-	-	-
Civil Justice	-	-	-	-	-	-	-	-	-
Criminal Justice	-	-	-	-	-	-	-	-	-
 Security and Safety	9.7	9.7	9.7	9.7	9.7	9.7	9.7	9.8	9.7
Homicide	9.6	9.5	9.5	9.6	9.5	9.6	9.6	9.8	9.7
Disappearance, Conflict, Terrorism	9.5	9.5	9.4	9.5	9.5	9.4	9.5	9.5	9.4
Women Security, Safety	10.0	10.0	10.0	10.0	10.0	10.0	10.0	10.0	10.0
 Movement	10.0	10.0	10.0	10.0	10.0	10.0	10.0	10.0	10.0
Freedom of Domestic Movement	10.0	10.0	10.0	10.0	10.0	10.0	10.0	10.0	10.0
Freedom of Foreign Movement	10.0	10.0	10.0	10.0	10.0	10.0	10.0	10.0	10.0
Women's Freedom of Movement	10.0	10.0	10.0	10.0	10.0	10.0	10.0	10.0	10.0
 Religious Freedom	7.1	7.0	7.3	7.3	6.9	7.0	7.0	8.7	9.1
Freedom to Establish Religious Org.	10.0	10.0	10.0	10.0	10.0	10.0	10.0	10.0	10.0
Harassment and Physical Hostilities	6.5	6.1	6.8	7.1	6.2	6.2	6.2	8.3	8.6
Legal and Regulatory Restrictions	4.6	4.7	5.0	4.7	4.4	4.7	4.7	7.8	8.7
 Assoc., Assembly and Civil Society	10.0	10.0	10.0	9.8	9.8	10.0	7.5	7.5	7.5
Freedom of Association	10.0	10.0	10.0	10.0	10.0	10.0	10.0	10.0	10.0
Assembly and Demonstration	10.0	10.0	10.0	10.0	10.0	10.0	10.0	10.0	10.0
Est. & Operate Political Parties	10.0	10.0	10.0	10.0	10.0	10.0	7.5	7.5	7.5
Est. & Operate Professional Organizations	10.0	10.0	10.0	8.8	8.8	8.8	5.0	5.0	5.0
Est. & Operate Edu., Sporting and Cultural	10.0	10.0	10.0	10.0	10.0	10.0	5.0	5.0	5.0
 Expression and Information	9.6	9.6	9.5	9.6	9.5	9.5	9.5	9.5	9.5
Press Killed	10.0	10.0	10.0	10.0	10.0	10.0	10.0	10.0	10.0
Press Jailed	10.0	10.0	10.0	10.0	10.0	10.0	10.0	10.0	10.0
Laws and Reg. That Influence Media	8.7	8.7	8.3	8.7	8.3	8.3	8.3	8.3	8.0
Political Pressure, Control Media	8.5	8.5	8.5	8.5	8.5	8.5	8.5	8.5	8.5
Access to Cable and Satellite	10.0	10.0	10.0	10.0	10.0	10.0	10.0	10.0	10.0
Freedom of Access to Frgn. Info.	10.0	10.0	10.0	10.0	10.0	10.0	10.0	10.0	10.0
State Control over Internet Access	10.0	10.0	10.0	10.0	10.0	10.0	10.0	10.0	10.0
 Identity and Relationships	10.0	10.0	10.0	10.0	10.0	10.0	10.0	10.0	10.0
Legal Gender	-	-	-	-	-	-	-	10.0	10.0
Parental Rights	10.0	10.0	10.0	10.0	10.0	10.0	10.0	10.0	10.0
Same-Sex Relationships	10.0	10.0	10.0	10.0	10.0	10.0	10.0	10.0	10.0
Divorce	-	-	-	-	-	10.0	10.0	10.0	10.0

Human Freedom Score over Time

— World Avg. ··· Regional Avg.



Human Freedom Ranking over Time



ISRAEL

MIDDLE EAST & NORTH AFRICA
RANKING 49/162



Score 0–10

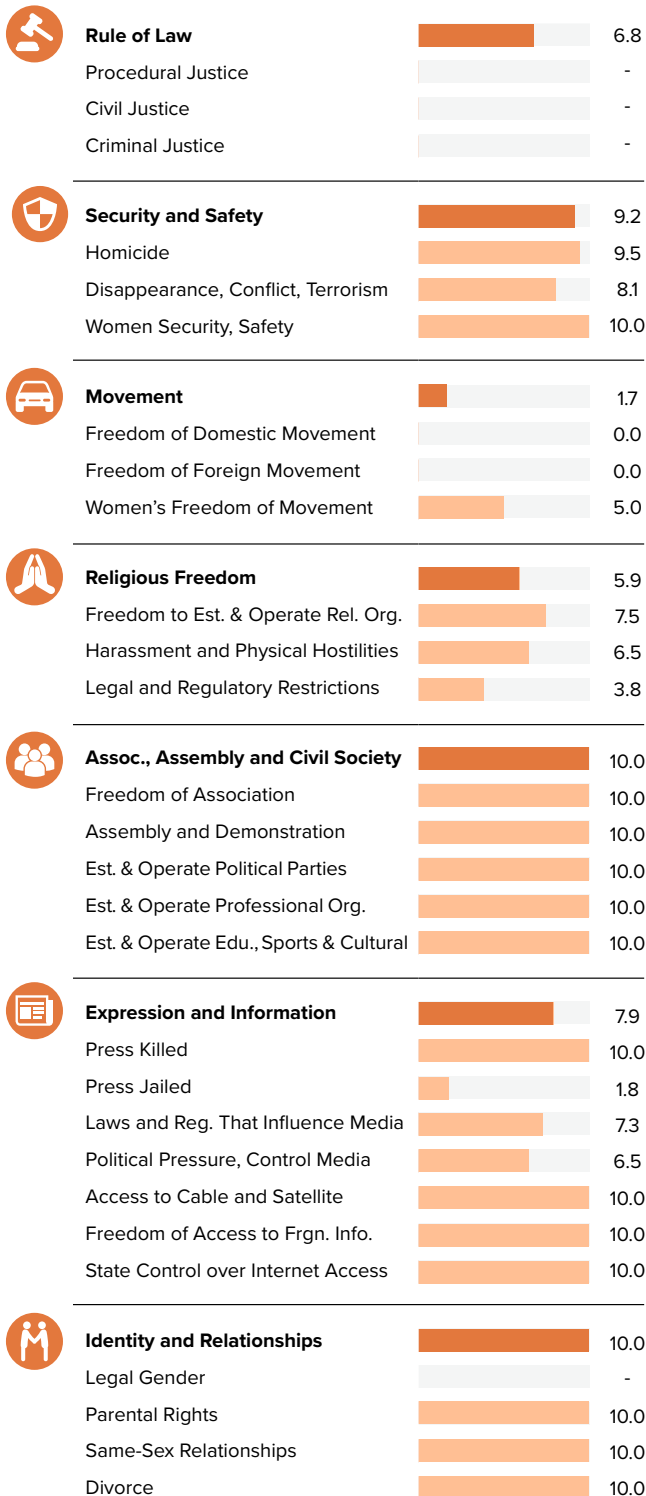
PERSONAL FREEDOM 7.54

ECONOMIC FREEDOM 7.49

HUMAN FREEDOM 7.52

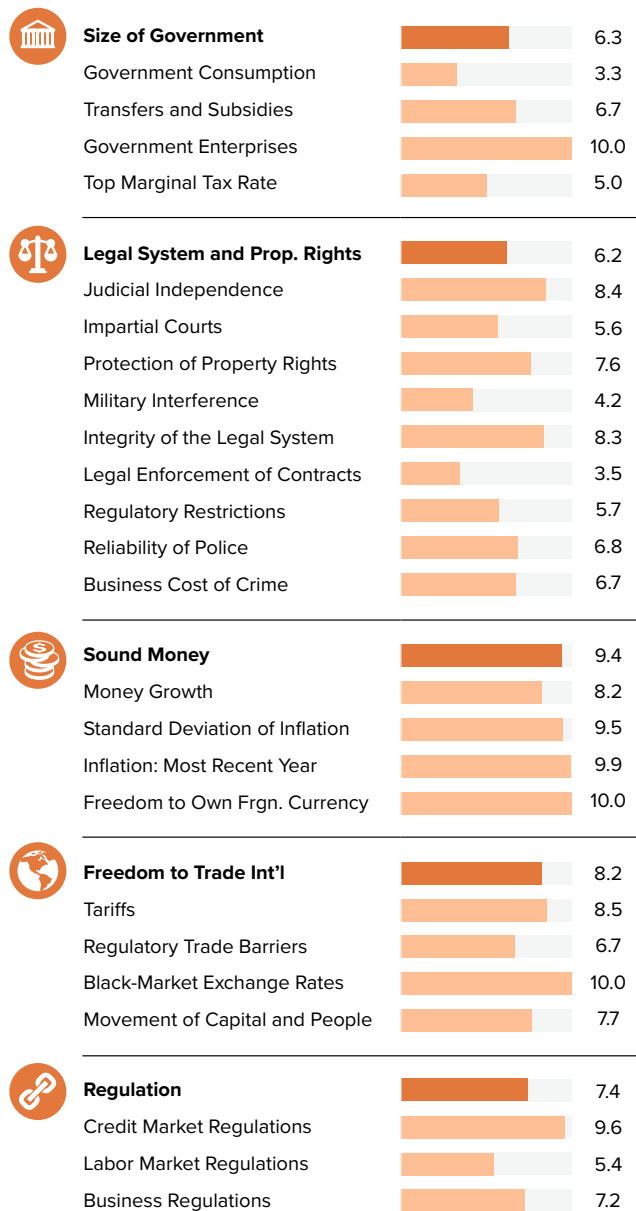
PERSONAL FREEDOM

Ranking
60/162










ECONOMIC FREEDOM

Ranking
38/162

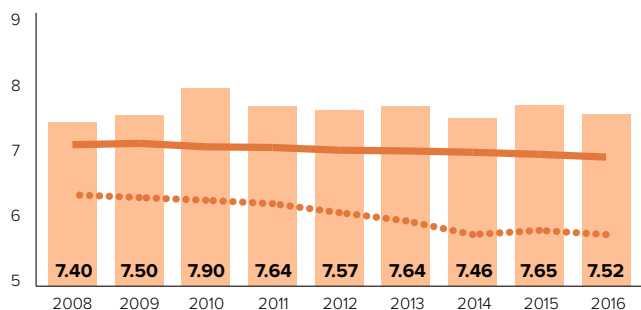


ISRAEL | MIDDLE EAST & NORTH AFRICA

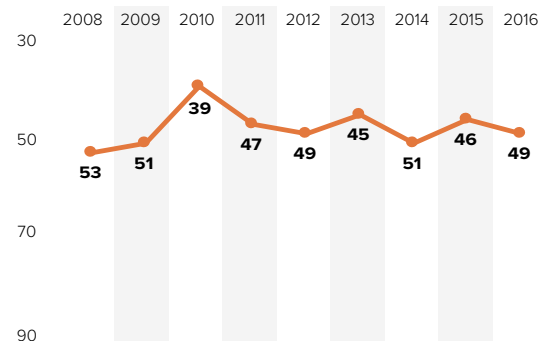
	2008	2009	2010	2011	2012	2013	2014	2015	2016
HUMAN FREEDOM	7.40	7.50	7.90	7.64	7.57	7.64	7.46	7.65	7.52
ECONOMIC FREEDOM	7.20	7.14	7.32	7.35	7.36	7.42	7.45	7.47	7.49
PERSONAL FREEDOM	7.59	7.85	8.48	7.94	7.77	7.86	7.46	7.82	7.54
 Rule of Law	6.7	6.7	6.7	6.7	6.6	6.6	6.8	7.1	6.8
Procedural Justice	-	-	-	-	-	-	-	-	-
Civil Justice	-	-	-	-	-	-	-	-	-
Criminal Justice	-	-	-	-	-	-	-	-	-
 Security and Safety	8.0	8.6	9.2	9.0	9.0	9.4	8.3	9.2	9.2
Homicide	9.2	9.3	9.2	9.2	9.3	9.4	9.4	9.5	9.5
Disappearance, Conflict, Terrorism	4.9	6.8	8.6	7.9	7.9	8.9	5.4	8.3	8.1
Women Security, Safety	9.8	9.8	9.8	9.8	9.8	10.0	10.0	10.0	10.0
 Movement	3.3	3.3	6.7	3.3	3.3	1.7	1.7	1.7	1.7
Freedom of Domestic Movement	0.0	0.0	0.0	0.0	0.0	0.0	0.0	0.0	0.0
Freedom of Foreign Movement	0.0	0.0	10.0	0.0	0.0	0.0	0.0	0.0	0.0
Women's Freedom of Movement	10.0	10.0	10.0	10.0	10.0	5.0	5.0	5.0	5.0
 Religious Freedom	9.5	9.6	9.7	8.7	8.5	8.2	8.2	6.7	5.9
Freedom to Establish Religious Org.	10.0	10.0	10.0	7.5	7.5	7.5	7.5	7.5	7.5
Harassment and Physical Hostilities	9.3	9.2	9.3	9.1	8.6	8.4	8.6	7.0	6.5
Legal and Regulatory Restrictions	9.0	9.6	9.6	9.4	9.4	8.8	8.5	5.5	3.8
 Assoc., Assembly and Civil Society	9.5	9.5	9.5	9.8	9.8	10.0	10.0	10.0	10.0
Freedom of Association	10.0	10.0	10.0	10.0	10.0	10.0	10.0	10.0	10.0
Assembly and Demonstration	10.0	10.0	10.0	10.0	10.0	10.0	10.0	10.0	10.0
Est. & Operate Political Parties	8.8	8.8	8.8	10.0	10.0	10.0	10.0	10.0	10.0
Est. & Operate Professional Organizations	10.0	10.0	10.0	8.8	8.8	8.8	10.0	10.0	10.0
Est. & Operate Edu., Sporting and Cultural	8.8	8.8	8.8	10.0	10.0	10.0	10.0	10.0	10.0
 Expression and Information	6.9	7.7	9.1	8.4	7.2	8.6	7.0	9.0	7.9
Press Killed	0.0	0.0	10.0	10.0	0.0	10.0	0.0	10.0	10.0
Press Jailed	4.5	10.0	10.0	4.8	6.2	6.3	5.1	8.8	1.8
Laws and Reg. That Influence Media	7.7	7.7	7.7	7.7	7.7	7.7	7.7	7.7	7.3
Political Pressure, Control Media	6.0	6.5	6.3	6.3	6.3	6.5	6.5	6.5	6.5
Access to Cable and Satellite	10.0	10.0	10.0	10.0	10.0	10.0	10.0	10.0	10.0
Freedom of Access to Frgn. Info.	10.0	10.0	10.0	10.0	10.0	10.0	10.0	10.0	10.0
State Control over Internet Access	10.0	10.0	10.0	10.0	10.0	10.0	10.0	10.0	10.0
 Identity and Relationships	10.0	10.0	10.0	10.0	10.0	10.0	10.0	10.0	10.0
Legal Gender	-	-	-	-	-	-	-	-	-
Parental Rights	10.0	10.0	10.0	10.0	10.0	10.0	10.0	10.0	10.0
Same-Sex Relationships	10.0	10.0	10.0	10.0	10.0	10.0	10.0	10.0	10.0
Divorce	-	-	-	-	-	10.0	10.0	10.0	10.0

Human Freedom Score over Time

— World Avg. ··· Regional Avg.



Human Freedom Ranking over Time



ITALY

WESTERN EUROPE
RANKING 34/162

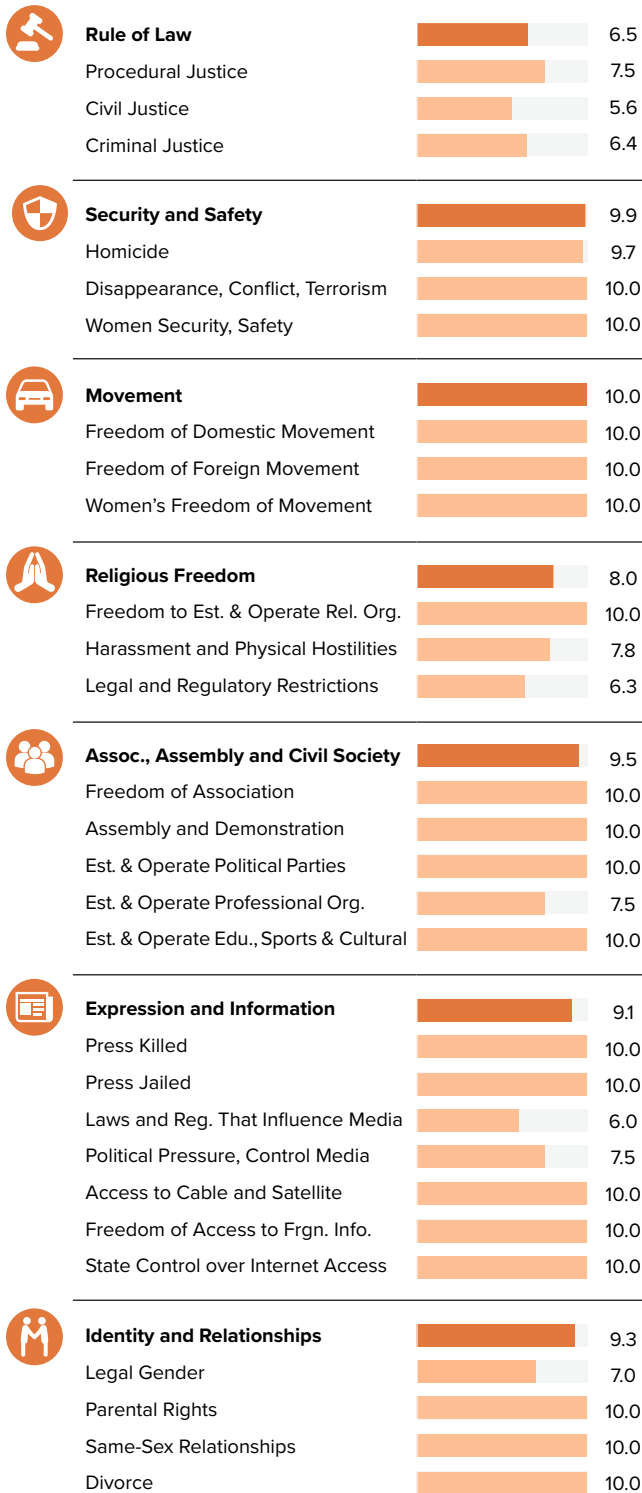
Score 0–10

PERSONAL FREEDOM 8.69

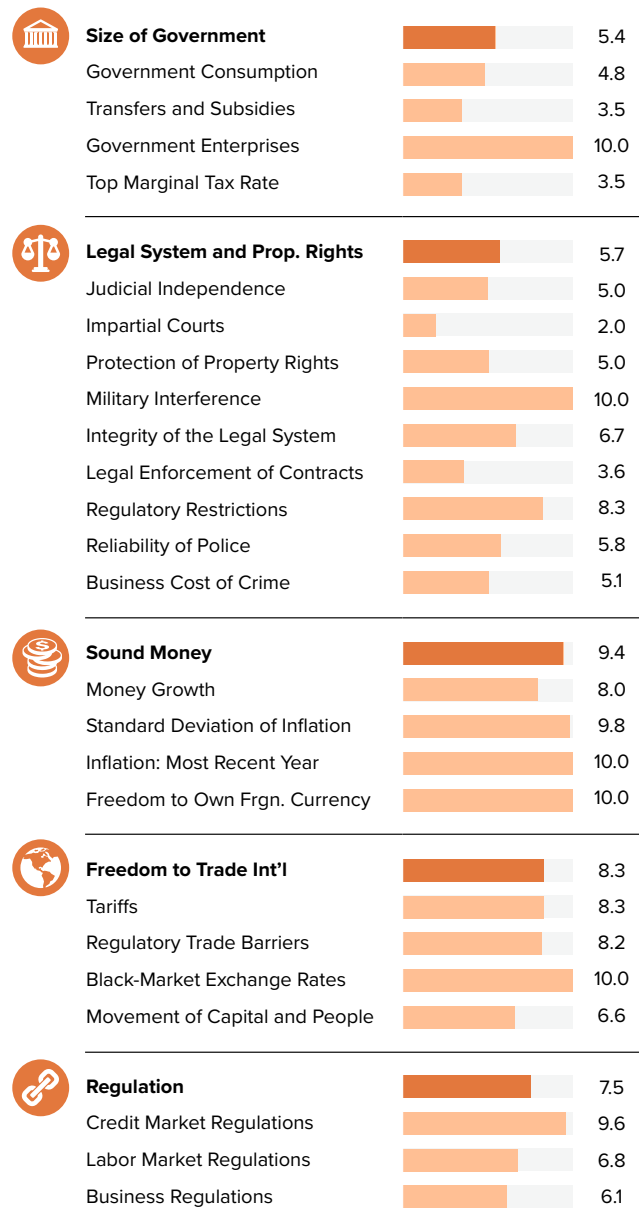
ECONOMIC FREEDOM 7.27

HUMAN FREEDOM 7.98

PERSONAL FREEDOM

Ranking
30/162

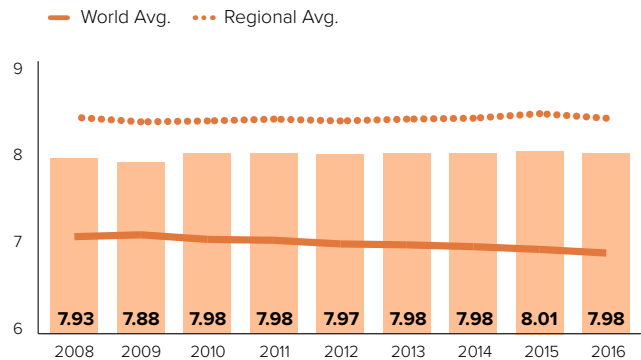
ECONOMIC FREEDOM

Ranking
54/162

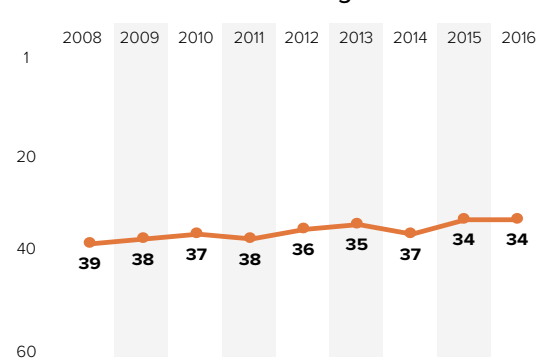
ITALY | WESTERN EUROPE

	2008	2009	2010	2011	2012	2013	2014	2015	2016
HUMAN FREEDOM	7.93	7.88	7.98	7.98	7.97	7.98	7.98	8.01	7.98
ECONOMIC FREEDOM	7.07	6.97	7.19	7.22	7.22	7.19	7.25	7.31	7.27
PERSONAL FREEDOM	8.79	8.79	8.76	8.75	8.73	8.76	8.70	8.72	8.69
Rule of Law	6.7	6.7	6.7	6.7	6.7	6.7	6.6	6.6	6.5
Procedural Justice	7.8	7.8	7.8	7.8	8.0	8.0	7.9	7.6	7.5
Civil Justice	5.6	5.6	5.6	5.6	5.8	5.8	5.8	5.7	5.6
Criminal Justice	6.7	6.7	6.7	6.7	6.3	6.3	6.3	6.4	6.4
Security and Safety	9.8	9.8	9.8	9.8	9.8	9.9	9.9	9.9	9.9
Homicide	9.6	9.6	9.6	9.6	9.6	9.7	9.7	9.7	9.7
Disappearance, Conflict, Terrorism	10.0	10.0	10.0	10.0	10.0	10.0	10.0	10.0	10.0
Women Security, Safety	9.8	9.8	9.8	9.8	9.8	10.0	10.0	10.0	10.0
Movement	10.0	10.0	10.0	10.0	10.0	10.0	10.0	10.0	10.0
Freedom of Domestic Movement	10.0	10.0	10.0	10.0	10.0	10.0	10.0	10.0	10.0
Freedom of Foreign Movement	10.0	10.0	10.0	10.0	10.0	10.0	10.0	10.0	10.0
Women's Freedom of Movement	10.0	10.0	10.0	10.0	10.0	10.0	10.0	10.0	10.0
Religious Freedom	7.6	7.6	7.3	7.2	7.0	7.1	7.1	8.2	8.0
Freedom to Establish Religious Org.	10.0	10.0	10.0	10.0	10.0	10.0	10.0	10.0	10.0
Harassment and Physical Hostilities	7.7	7.6	7.0	7.1	6.6	7.0	7.1	7.5	7.8
Legal and Regulatory Restrictions	5.1	5.2	4.9	4.4	4.3	4.4	4.4	7.1	6.3
Assoc., Assembly and Civil Society	10.0	10.0	10.0	10.0	10.0	10.0	9.5	9.5	9.5
Freedom of Association	10.0	10.0	10.0	10.0	10.0	10.0	10.0	10.0	10.0
Assembly and Demonstration	10.0	10.0	10.0	10.0	10.0	10.0	10.0	10.0	10.0
Est. & Operate Political Parties	10.0	10.0	10.0	10.0	10.0	10.0	10.0	10.0	10.0
Est. & Operate Professional Organizations	10.0	10.0	10.0	10.0	10.0	10.0	7.5	7.5	7.5
Est. & Operate Edu., Sporting and Cultural	10.0	10.0	10.0	10.0	10.0	10.0	10.0	10.0	10.0
Expression and Information	9.1	9.0	9.0	9.0	9.0	9.0	9.1	9.1	9.1
Press Killed	10.0	10.0	10.0	10.0	10.0	10.0	10.0	10.0	10.0
Press Jailed	10.0	10.0	10.0	10.0	9.8	9.8	10.0	10.0	10.0
Laws and Reg. That Influence Media	6.3	6.3	6.3	6.0	6.0	6.0	6.0	6.0	6.0
Political Pressure, Control Media	7.3	7.0	6.8	7.0	7.3	7.5	7.5	7.5	7.5
Access to Cable and Satellite	10.0	10.0	10.0	10.0	10.0	10.0	10.0	10.0	10.0
Freedom of Access to Frgn. Info.	10.0	10.0	10.0	10.0	10.0	10.0	10.0	10.0	10.0
State Control over Internet Access	10.0	10.0	10.0	10.0	10.0	10.0	10.0	10.0	10.0
Identity and Relationships	10.0	10.0	10.0	10.0	10.0	10.0	10.0	9.3	9.3
Legal Gender	-	-	-	-	-	-	-	7.0	7.0
Parental Rights	10.0	10.0	10.0	10.0	10.0	10.0	10.0	10.0	10.0
Same-Sex Relationships	10.0	10.0	10.0	10.0	10.0	10.0	10.0	10.0	10.0
Divorce	-	-	-	-	-	10.0	10.0	10.0	10.0

Human Freedom Score over Time



Human Freedom Ranking over Time



JAMAICA

LATIN AMERICA & THE CARIBBEAN
RANKING 60/162



Score 0–10

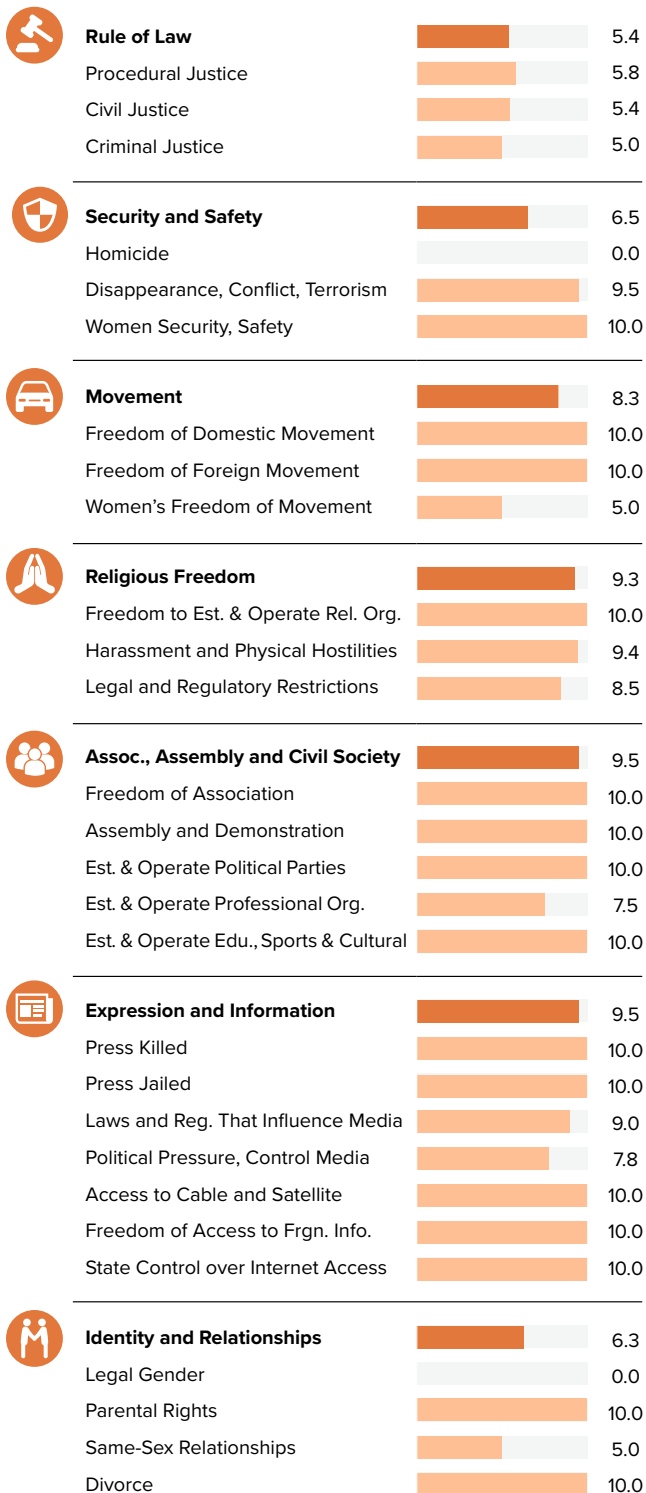
PERSONAL FREEDOM 7.27

ECONOMIC FREEDOM 7.18

HUMAN FREEDOM 7.22

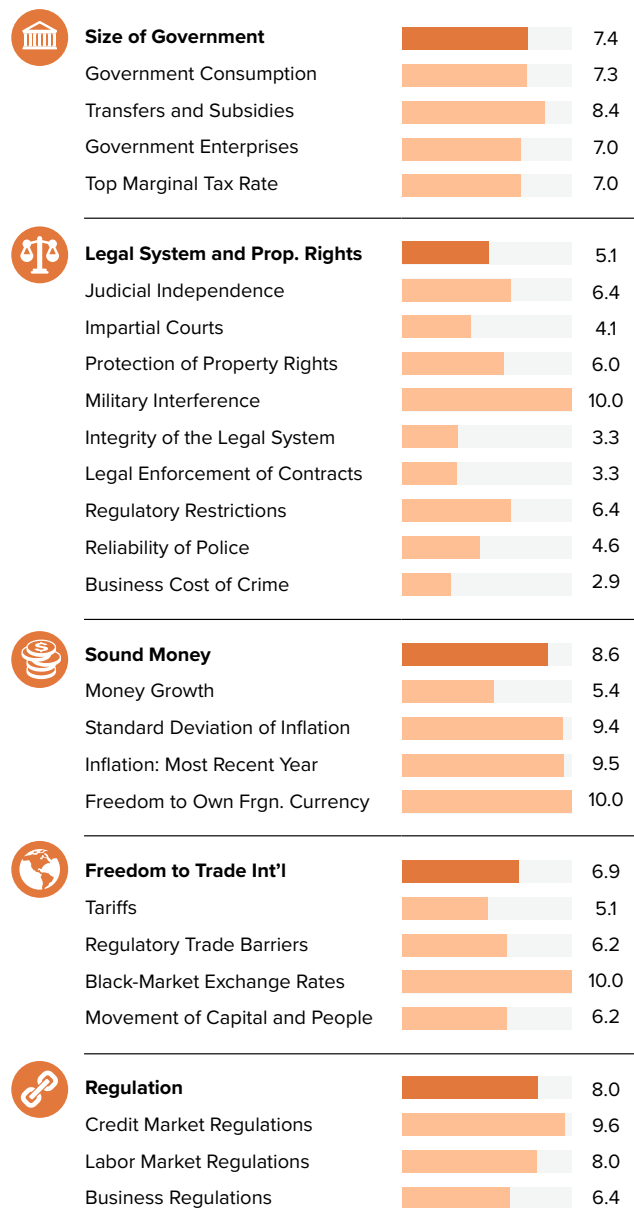
PERSONAL FREEDOM

Ranking
70/162



ECONOMIC FREEDOM

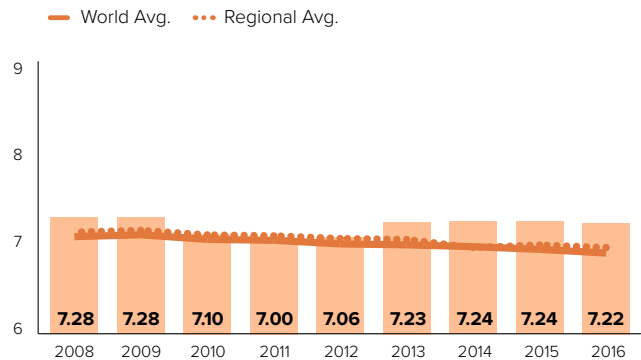
Ranking
62/162



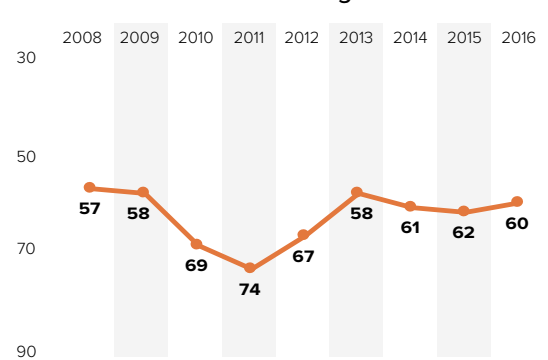
JAMAICA | LATIN AMERICA & THE CARIBBEAN

	2008	2009	2010	2011	2012	2013	2014	2015	2016
HUMAN FREEDOM	7.28	7.28	7.10	7.00	7.06	7.23	7.24	7.24	7.22
ECONOMIC FREEDOM	7.27	7.26	6.97	7.00	7.14	7.30	7.13	7.25	7.18
PERSONAL FREEDOM	7.29	7.29	7.22	7.00	6.98	7.17	7.36	7.24	7.27
Rule of Law	4.6	4.6	4.6	4.6	4.6	4.6	5.0	5.2	5.4
Procedural Justice	4.4	4.4	4.4	4.4	4.8	4.8	5.4	5.6	5.8
Civil Justice	5.1	5.1	5.1	5.1	4.7	4.7	5.2	5.4	5.4
Criminal Justice	4.2	4.2	4.2	4.2	4.2	4.2	4.6	4.5	5.0
Security and Safety	6.3	6.5	6.3	6.3	6.3	6.3	6.3	6.5	6.5
Homicide	0.0	0.0	0.0	0.0	0.0	0.0	0.0	0.0	0.0
Disappearance, Conflict, Terrorism	9.0	9.5	9.0	9.0	9.0	9.0	9.0	9.5	9.5
Women Security, Safety	10.0	10.0	10.0	10.0	10.0	10.0	10.0	10.0	10.0
Movement	10.0	10.0	10.0	8.3	8.3	8.3	8.3	8.3	8.3
Freedom of Domestic Movement	10.0	10.0	10.0	10.0	10.0	10.0	10.0	10.0	10.0
Freedom of Foreign Movement	10.0	10.0	10.0	10.0	10.0	10.0	10.0	10.0	10.0
Women's Freedom of Movement	10.0	10.0	10.0	5.0	5.0	5.0	5.0	5.0	5.0
Religious Freedom	9.5	9.3	9.2	8.8	8.7	9.0	9.4	9.5	9.3
Freedom to Establish Religious Org.	-	-	-	8.8	8.8	8.8	10.0	10.0	10.0
Harassment and Physical Hostilities	9.9	9.9	9.6	9.6	9.6	9.7	9.7	9.6	9.4
Legal and Regulatory Restrictions	9.2	8.8	8.9	8.1	7.8	8.6	8.6	8.8	8.5
Assoc., Assembly and Civil Society	-	-	-	8.5	8.5	9.2	9.5	9.5	9.5
Freedom of Association	-	-	-	10.0	10.0	10.0	10.0	10.0	10.0
Assembly and Demonstration	-	-	-	10.0	10.0	10.0	10.0	10.0	10.0
Est. & Operate Political Parties	-	-	-	7.5	7.5	7.5	10.0	10.0	10.0
Est. & Operate Professional Organizations	-	-	-	7.5	7.5	7.5	7.5	7.5	7.5
Est. & Operate Edu., Sporting and Cultural	-	-	-	7.5	7.5	7.5	10.0	10.0	10.0
Expression and Information	9.4	9.3	9.2	9.5	9.5	9.6	9.6	9.6	9.5
Press Killed	10.0	10.0	10.0	10.0	10.0	10.0	10.0	10.0	10.0
Press Jailed	10.0	10.0	10.0	10.0	10.0	10.0	10.0	10.0	10.0
Laws and Reg. That Influence Media	9.0	9.0	9.0	9.0	8.7	9.0	9.0	9.0	9.0
Political Pressure, Control Media	8.5	8.3	7.8	7.8	8.0	8.0	8.0	8.0	7.8
Access to Cable and Satellite	-	-	-	10.0	10.0	10.0	10.0	10.0	10.0
Freedom of Access to Frgn. Info.	-	-	-	10.0	10.0	10.0	10.0	10.0	10.0
State Control over Internet Access	-	-	-	10.0	10.0	10.0	10.0	10.0	10.0
Identity and Relationships	7.5	7.5	7.5	7.5	7.5	8.3	8.3	6.3	6.3
Legal Gender	-	-	-	-	-	-	-	0.0	0.0
Parental Rights	10.0	10.0	10.0	10.0	10.0	10.0	10.0	10.0	10.0
Same-Sex Relationships	5.0	5.0	5.0	5.0	5.0	5.0	5.0	5.0	5.0
Divorce	-	-	-	-	-	10.0	10.0	10.0	10.0

Human Freedom Score over Time



Human Freedom Ranking over Time



JAPAN

EAST ASIA

RANKING 31/162



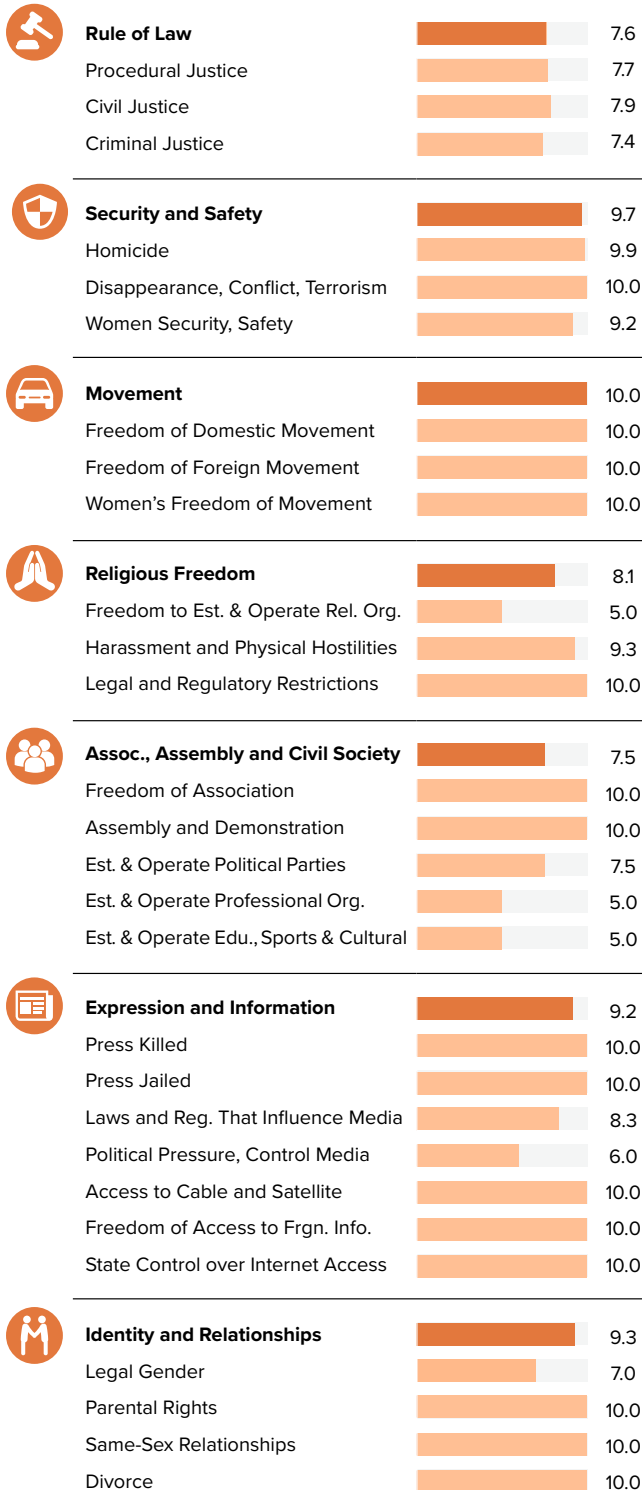
Score 0–10

PERSONAL FREEDOM 8.73

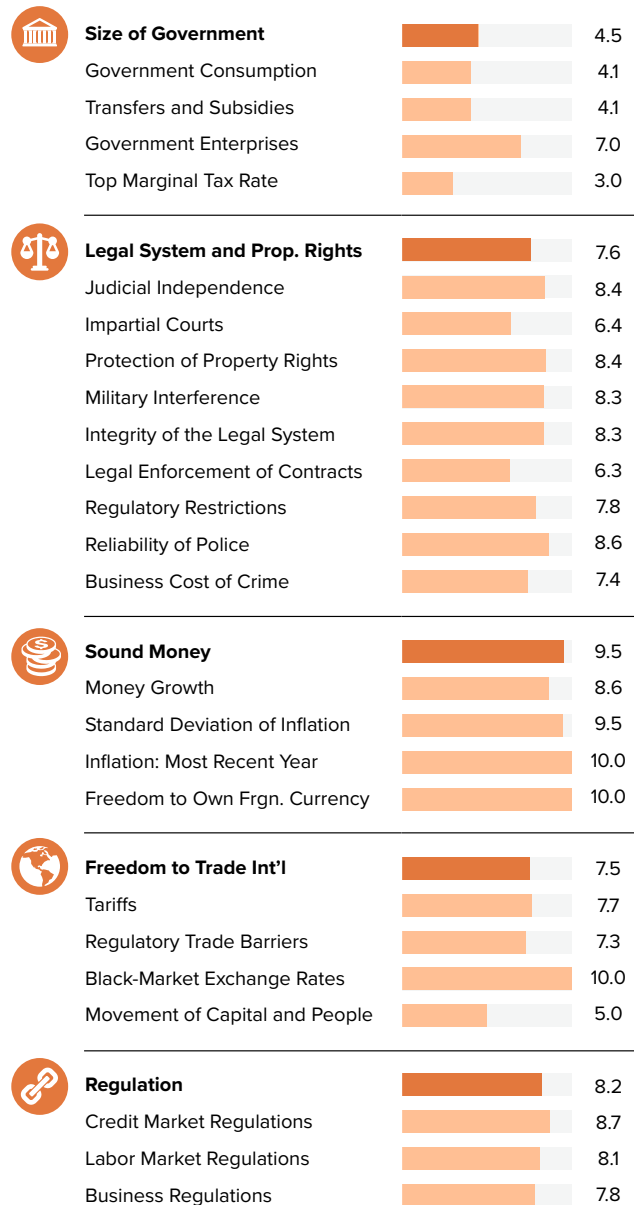
ECONOMIC FREEDOM 7.47

HUMAN FREEDOM 8.10

PERSONAL FREEDOM

 Ranking
29/162


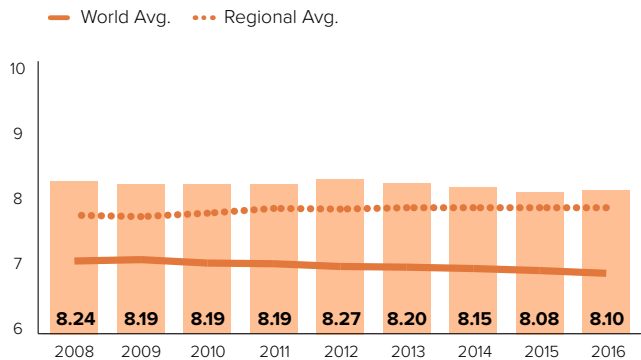
ECONOMIC FREEDOM

 Ranking
41/162


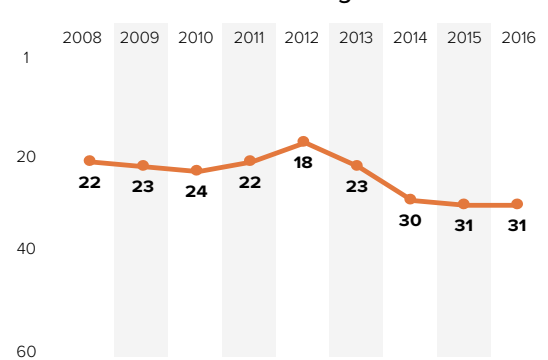
JAPAN | EAST ASIA

	2008	2009	2010	2011	2012	2013	2014	2015	2016
HUMAN FREEDOM	8.24	8.19	8.19	8.19	8.27	8.20	8.15	8.08	8.10
ECONOMIC FREEDOM	7.65	7.52	7.59	7.49	7.66	7.54	7.52	7.46	7.47
PERSONAL FREEDOM	8.83	8.86	8.79	8.90	8.89	8.85	8.77	8.71	8.73
Rule of Law	7.3	7.3	7.3	7.3	7.2	7.2	7.5	7.6	7.6
Procedural Justice	7.3	7.3	7.3	7.3	7.5	7.5	7.7	7.7	7.7
Civil Justice	7.7	7.7	7.7	7.7	7.3	7.3	7.4	8.2	7.9
Criminal Justice	6.8	6.8	6.8	6.8	6.8	6.8	7.4	6.8	7.4
Security and Safety	9.9	9.9	10.0	10.0	10.0	9.7	9.7	9.7	9.7
Homicide	9.8	9.8	9.9	9.9	9.9	9.9	9.9	9.9	9.9
Disappearance, Conflict, Terrorism	10.0	10.0	10.0	10.0	10.0	10.0	10.0	10.0	10.0
Women Security, Safety	10.0	10.0	10.0	10.0	10.0	9.2	9.2	9.2	9.2
Movement	10.0	10.0	10.0	10.0	10.0	10.0	10.0	10.0	10.0
Freedom of Domestic Movement	10.0	10.0	10.0	10.0	10.0	10.0	10.0	10.0	10.0
Freedom of Foreign Movement	10.0	10.0	10.0	10.0	10.0	10.0	10.0	10.0	10.0
Women's Freedom of Movement	10.0	10.0	10.0	10.0	10.0	10.0	10.0	10.0	10.0
Religious Freedom	8.3	8.6	7.8	8.2	8.4	8.3	8.0	7.9	8.1
Freedom to Establish Religious Org.	5.8	5.8	5.8	6.3	6.3	6.3	5.0	5.0	5.0
Harassment and Physical Hostilities	9.2	9.9	8.8	9.1	9.1	9.0	9.4	8.9	9.3
Legal and Regulatory Restrictions	9.7	10.0	8.9	9.2	9.7	9.5	9.7	9.8	10.0
Assoc., Assembly and Civil Society	7.5	7.5	7.5	8.3	8.3	8.8	7.5	7.5	7.5
Freedom of Association	10.0	10.0	10.0	10.0	10.0	10.0	10.0	10.0	10.0
Assembly and Demonstration	10.0	10.0	10.0	10.0	10.0	10.0	10.0	10.0	10.0
Est. & Operate Political Parties	4.2	4.2	4.2	7.5	7.5	7.5	7.5	7.5	7.5
Est. & Operate Professional Organizations	7.5	7.5	7.5	7.5	7.5	7.5	5.0	5.0	5.0
Est. & Operate Edu., Sporting and Cultural	5.8	5.8	5.8	6.3	6.3	6.3	5.0	5.0	5.0
Expression and Information	9.4	9.4	9.4	9.4	9.3	9.3	9.3	9.2	9.2
Press Killed	10.0	10.0	10.0	10.0	10.0	10.0	10.0	10.0	10.0
Press Jailed	10.0	10.0	10.0	10.0	10.0	10.0	10.0	10.0	10.0
Laws and Reg. That Influence Media	9.3	9.3	9.3	9.3	8.7	8.3	8.3	8.3	8.3
Political Pressure, Control Media	6.8	6.8	6.8	6.5	6.5	6.5	6.5	6.3	6.0
Access to Cable and Satellite	10.0	10.0	10.0	10.0	10.0	10.0	10.0	10.0	10.0
Freedom of Access to Frgn. Info.	10.0	10.0	10.0	10.0	10.0	10.0	10.0	10.0	10.0
State Control over Internet Access	10.0	10.0	10.0	10.0	10.0	10.0	10.0	10.0	10.0
Identity and Relationships	10.0	10.0	10.0	10.0	10.0	10.0	10.0	9.3	9.3
Legal Gender	-	-	-	-	-	-	-	7.0	7.0
Parental Rights	10.0	10.0	10.0	10.0	10.0	10.0	10.0	10.0	10.0
Same-Sex Relationships	10.0	10.0	10.0	10.0	10.0	10.0	10.0	10.0	10.0
Divorce	-	-	-	-	-	10.0	10.0	10.0	10.0

Human Freedom Score over Time



Human Freedom Ranking over Time



JORDAN

MIDDLE EAST & NORTH AFRICA

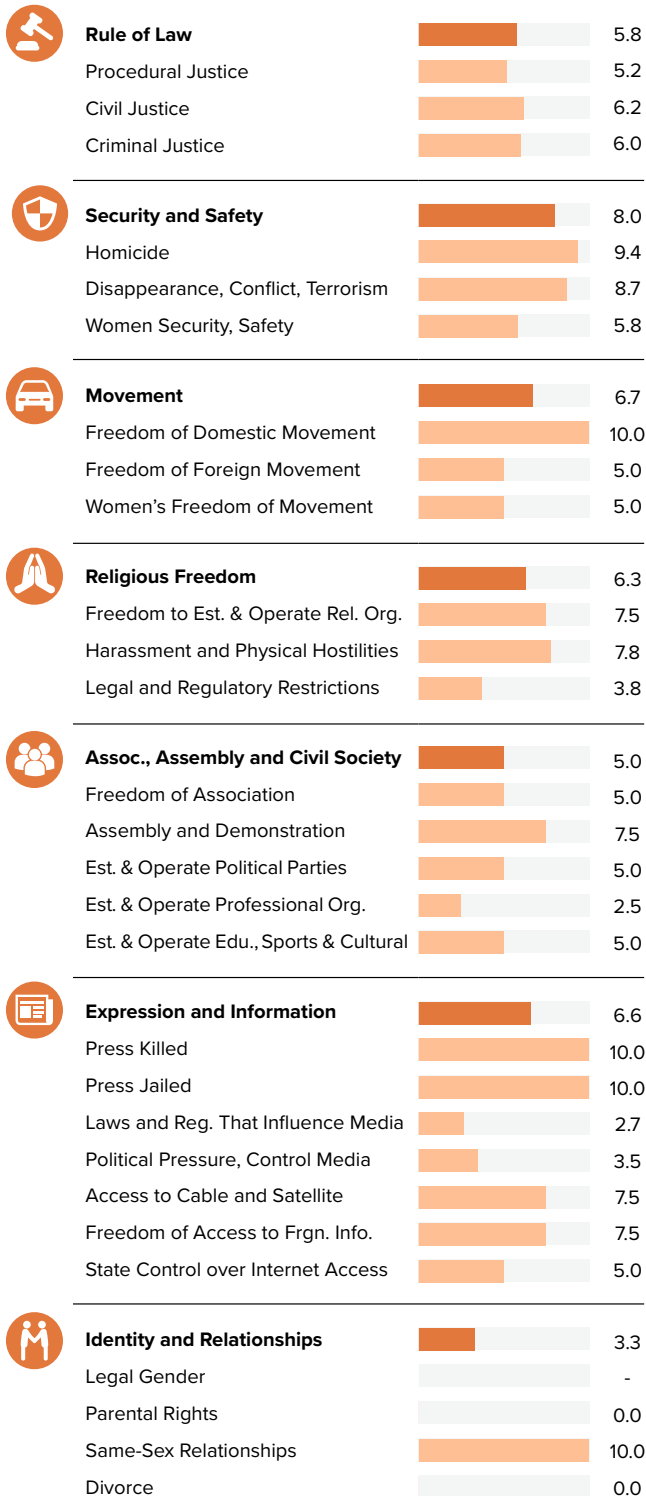
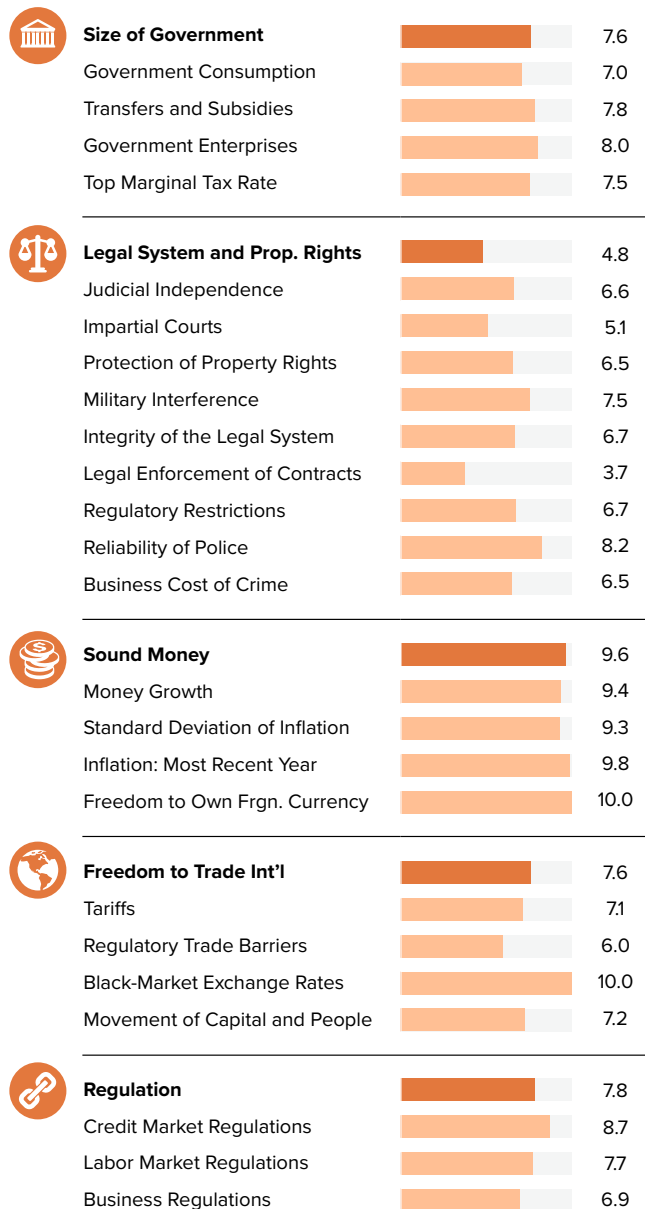
RANKING 75/162



Score 0–10

PERSONAL FREEDOM 6.24

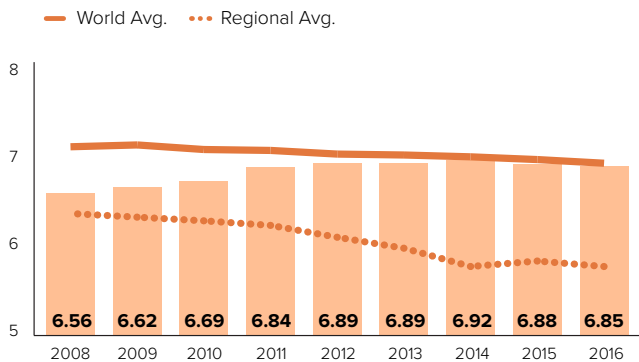
ECONOMIC FREEDOM 7.46

HUMAN FREEDOM 6.85**PERSONAL FREEDOM**Ranking
111/162**ECONOMIC FREEDOM**Ranking
42/162

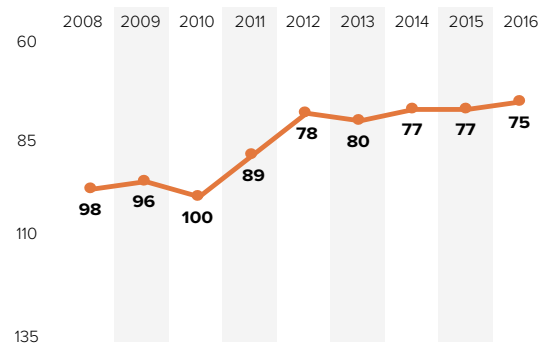
JORDAN | MIDDLE EAST & NORTH AFRICA

	2008	2009	2010	2011	2012	2013	2014	2015	2016
HUMAN FREEDOM	6.56	6.62	6.69	6.84	6.89	6.89	6.92	6.88	6.85
ECONOMIC FREEDOM	7.17	7.23	7.45	7.48	7.56	7.65	7.54	7.47	7.46
PERSONAL FREEDOM	5.95	6.02	5.94	6.20	6.21	6.12	6.30	6.29	6.24
Rule of Law	5.3	5.3	5.3	5.3	5.4	5.4	5.7	5.7	5.8
Procedural Justice	4.2	4.2	4.2	4.2	4.3	4.3	5.5	5.0	5.2
Civil Justice	6.5	6.5	6.5	6.5	6.2	6.2	6.2	6.3	6.2
Criminal Justice	5.2	5.2	5.2	5.2	5.6	5.6	5.5	5.9	6.0
Security and Safety	8.6	8.6	8.6	7.7	7.6	8.0	8.2	8.2	8.0
Homicide	9.3	9.4	9.4	9.3	9.2	9.3	9.2	9.3	9.4
Disappearance, Conflict, Terrorism	10.0	10.0	10.0	9.0	8.9	9.0	9.5	9.4	8.7
Women Security, Safety	6.5	6.5	6.5	4.8	4.8	5.8	5.8	5.8	5.8
Movement	5.0	5.0	5.0	6.7	6.7	5.0	6.7	6.7	6.7
Freedom of Domestic Movement	10.0	0.0	10.0	0.0	0.0	0.0	10.0	10.0	10.0
Freedom of Foreign Movement	0.0	10.0	0.0	10.0	10.0	10.0	5.0	5.0	5.0
Women's Freedom of Movement	5.0	5.0	5.0	10.0	10.0	5.0	5.0	5.0	5.0
Religious Freedom	4.5	5.1	4.3	4.4	4.4	4.4	6.7	6.5	6.3
Freedom to Establish Religious Org.	1.3	1.3	1.3	1.3	1.3	1.3	7.5	7.5	7.5
Harassment and Physical Hostilities	7.8	8.3	7.4	7.4	7.7	7.6	7.4	7.8	7.8
Legal and Regulatory Restrictions	4.5	5.6	4.3	4.6	4.4	4.4	5.0	4.3	3.8
Assoc., Assembly and Civil Society	2.6	2.6	2.6	6.0	6.0	7.9	5.0	5.0	5.0
Freedom of Association	2.5	2.5	2.5	7.5	7.5	7.5	5.0	5.0	5.0
Assembly and Demonstration	2.5	2.5	2.5	10.0	10.0	10.0	7.5	7.5	7.5
Est. & Operate Political Parties	0.0	0.0	0.0	1.3	1.3	1.3	5.0	5.0	5.0
Est. & Operate Professional Organizations	5.4	5.4	5.4	5.0	5.0	5.0	2.5	2.5	2.5
Est. & Operate Edu., Sporting and Cultural	2.5	2.5	2.5	6.3	6.3	6.3	5.0	5.0	5.0
Expression and Information	7.7	7.7	7.7	7.5	7.5	7.0	6.7	6.7	6.6
Press Killed	10.0	10.0	10.0	10.0	10.0	10.0	10.0	10.0	10.0
Press Jailed	10.0	10.0	10.0	10.0	10.0	7.6	10.0	10.0	10.0
Laws and Reg. That Influence Media	3.0	3.3	3.3	3.0	3.0	2.7	2.7	2.7	2.7
Political Pressure, Control Media	4.0	4.0	4.0	4.3	4.3	3.5	4.0	4.0	3.5
Access to Cable and Satellite	10.0	10.0	10.0	7.5	7.5	7.5	7.5	7.5	7.5
Freedom of Access to Frgn. Info.	10.0	10.0	10.0	7.5	7.5	7.5	7.5	7.5	7.5
State Control over Internet Access	6.7	6.7	6.7	10.0	10.0	10.0	5.0	5.0	5.0
Identity and Relationships	5.0	5.0	5.0	5.0	5.0	3.3	3.3	3.3	3.3
Legal Gender	-	-	-	-	-	-	-	-	-
Parental Rights	0.0	0.0	0.0	0.0	0.0	0.0	0.0	0.0	0.0
Same-Sex Relationships	10.0	10.0	10.0	10.0	10.0	10.0	10.0	10.0	10.0
Divorce	-	-	-	-	-	0.0	0.0	0.0	0.0

Human Freedom Score over Time



Human Freedom Ranking over Time



KAZAKHSTAN

CAUCASUS & CENTRAL ASIA

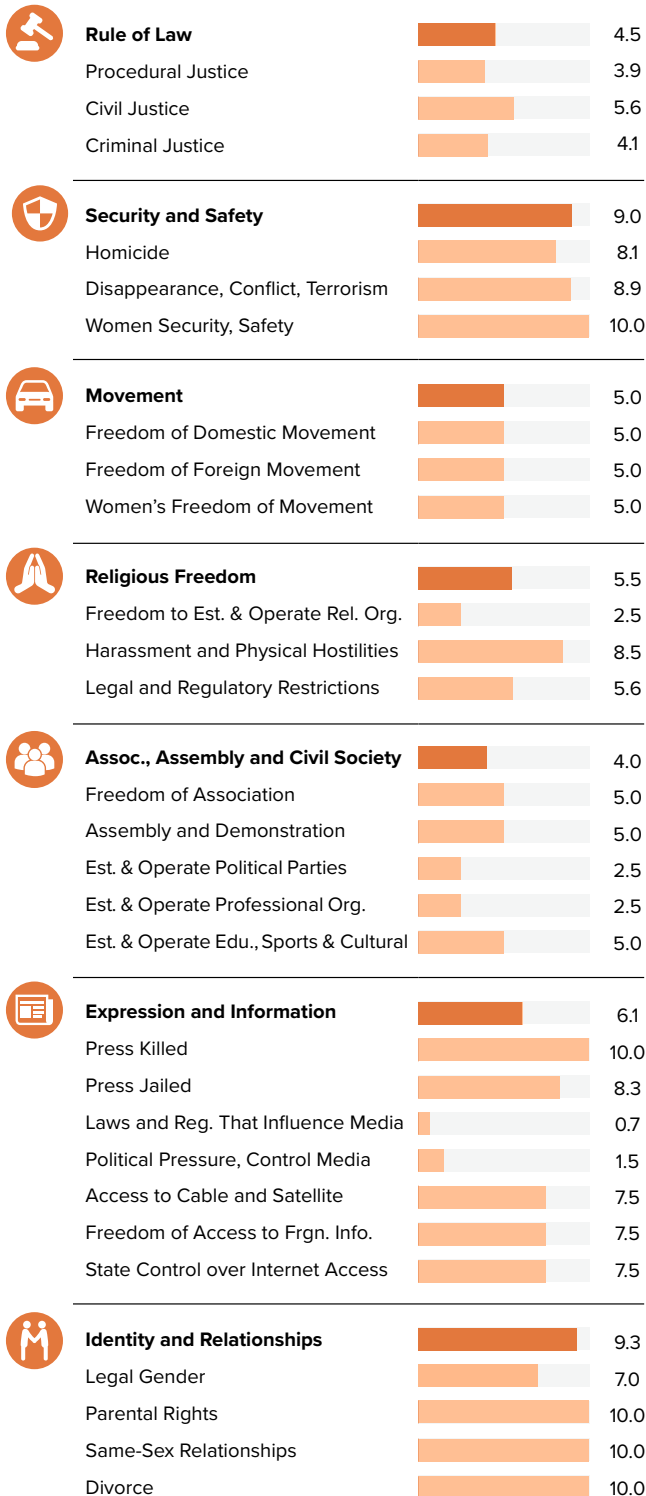
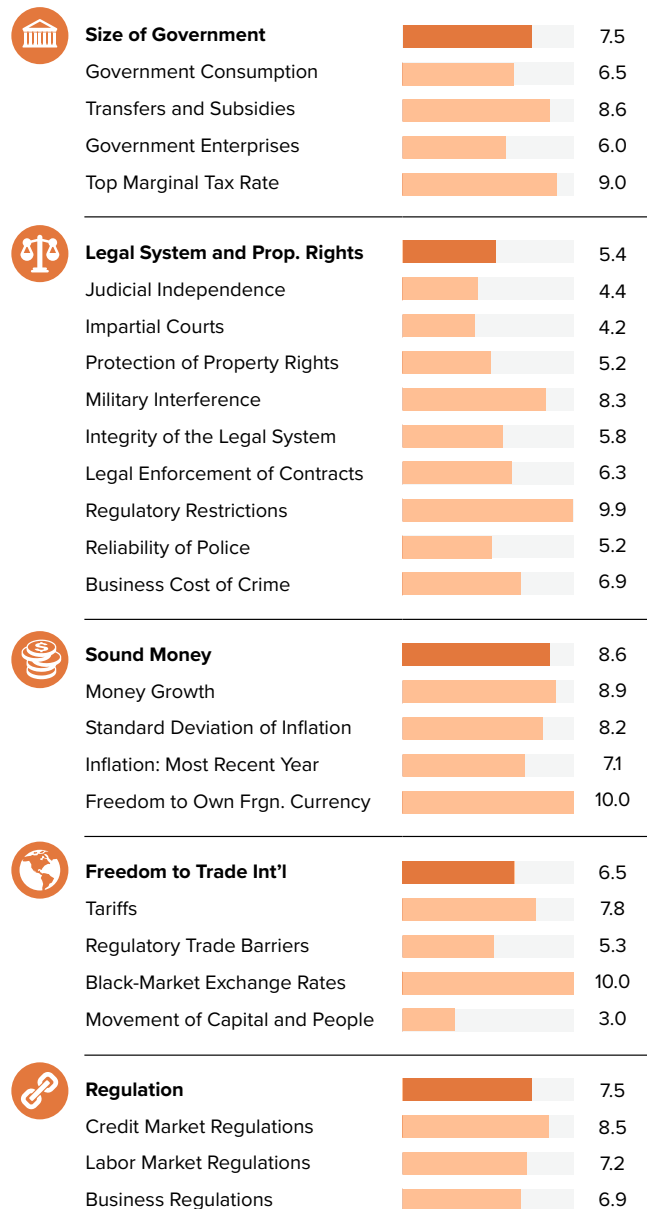
RANKING 90/162



Score 0–10

PERSONAL FREEDOM 6.38

ECONOMIC FREEDOM 7.11

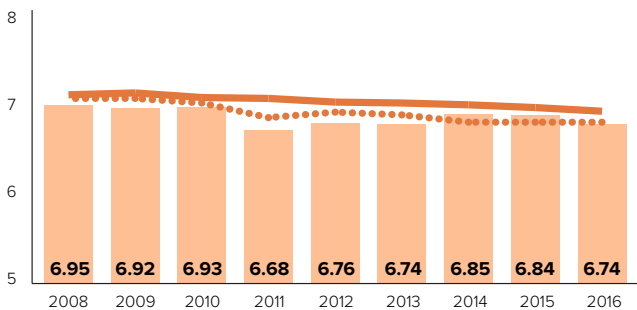
HUMAN FREEDOM 6.74**PERSONAL FREEDOM**Ranking
109/162**ECONOMIC FREEDOM**Ranking
69/162

KAZAKHSTAN | CAUCASUS & CENTRAL ASIA

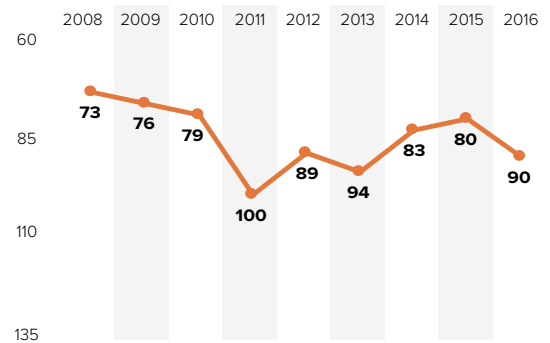
	2008	2009	2010	2011	2012	2013	2014	2015	2016
HUMAN FREEDOM	6.95	6.92	6.93	6.68	6.76	6.74	6.85	6.84	6.74
ECONOMIC FREEDOM	7.04	7.07	6.94	6.97	7.14	7.13	7.23	7.26	7.11
PERSONAL FREEDOM	6.87	6.77	6.91	6.39	6.38	6.35	6.47	6.42	6.38
Rule of Law	4.6	4.6	4.6	4.6	4.5	4.5	4.5	4.5	4.5
Procedural Justice	4.2	4.2	4.2	4.2	4.8	4.8	4.2	4.1	3.9
Civil Justice	4.9	4.9	4.9	4.9	4.7	4.7	5.1	5.5	5.6
Criminal Justice	4.6	4.6	4.6	4.6	4.0	4.0	4.2	4.1	4.1
Security and Safety	8.3	8.4	8.7	8.0	8.2	8.1	9.0	9.0	9.0
Homicide	5.5	5.6	6.6	6.6	7.0	7.4	7.9	8.1	8.1
Disappearance, Conflict, Terrorism	9.5	9.5	9.5	7.4	7.5	7.0	9.0	9.0	8.9
Women Security, Safety	10.0	10.0	10.0	10.0	10.0	10.0	10.0	10.0	10.0
Movement	6.7	6.7	6.7	6.7	6.7	5.0	5.0	5.0	5.0
Freedom of Domestic Movement	5.0	5.0	5.0	5.0	5.0	5.0	5.0	5.0	5.0
Freedom of Foreign Movement	5.0	5.0	5.0	5.0	5.0	5.0	5.0	5.0	5.0
Women's Freedom of Movement	10.0	10.0	10.0	10.0	10.0	5.0	5.0	5.0	5.0
Religious Freedom	7.9	7.7	7.5	6.6	6.4	6.7	5.6	5.7	5.5
Freedom to Establish Religious Org.	7.1	7.1	7.1	5.0	5.0	5.0	2.5	2.5	2.5
Harassment and Physical Hostilities	8.8	9.0	8.5	8.5	8.4	8.7	8.6	8.4	8.5
Legal and Regulatory Restrictions	7.8	7.1	6.9	6.2	5.7	6.4	5.6	6.0	5.6
Assoc., Assembly and Civil Society	5.1	5.1	5.1	3.0	3.0	4.2	4.0	4.0	4.0
Freedom of Association	2.5	2.5	2.5	2.5	2.5	2.5	5.0	5.0	5.0
Assembly and Demonstration	5.0	5.0	5.0	2.5	2.5	2.5	5.0	5.0	5.0
Est. & Operate Political Parties	4.2	4.2	4.2	0.0	0.0	0.0	2.5	2.5	2.5
Est. & Operate Professional Organizations	7.1	7.1	7.1	2.5	2.5	2.5	2.5	2.5	2.5
Est. & Operate Edu., Sporting and Cultural	6.7	6.7	6.7	7.5	7.5	7.5	5.0	5.0	5.0
Expression and Information	6.7	5.8	6.6	6.1	6.0	6.0	6.4	6.4	6.1
Press Killed	10.0	3.8	10.0	10.0	10.0	10.0	10.0	10.0	10.0
Press Jailed	10.0	9.4	9.4	9.4	10.0	10.0	10.0	10.0	8.3
Laws and Reg. That Influence Media	1.3	1.3	0.7	0.7	0.3	0.3	0.3	0.7	0.7
Political Pressure, Control Media	2.5	2.5	2.8	2.5	2.0	1.8	1.8	1.8	1.5
Access to Cable and Satellite	6.7	6.7	6.7	7.5	7.5	7.5	7.5	7.5	7.5
Freedom of Access to Frgn. Info.	6.7	6.7	6.7	5.0	5.0	5.0	7.5	7.5	7.5
State Control over Internet Access	10.0	10.0	10.0	7.5	7.5	7.5	7.5	7.5	7.5
Identity and Relationships	10.0	10.0	10.0	10.0	10.0	10.0	10.0	9.3	9.3
Legal Gender	-	-	-	-	-	-	-	7.0	7.0
Parental Rights	10.0	10.0	10.0	10.0	10.0	10.0	10.0	10.0	10.0
Same-Sex Relationships	10.0	10.0	10.0	10.0	10.0	10.0	10.0	10.0	10.0
Divorce	-	-	-	-	-	10.0	10.0	10.0	10.0

Human Freedom Score over Time

— World Avg. ··· Regional Avg.



Human Freedom Ranking over Time



KENYA

SUB-SAHARAN AFRICA

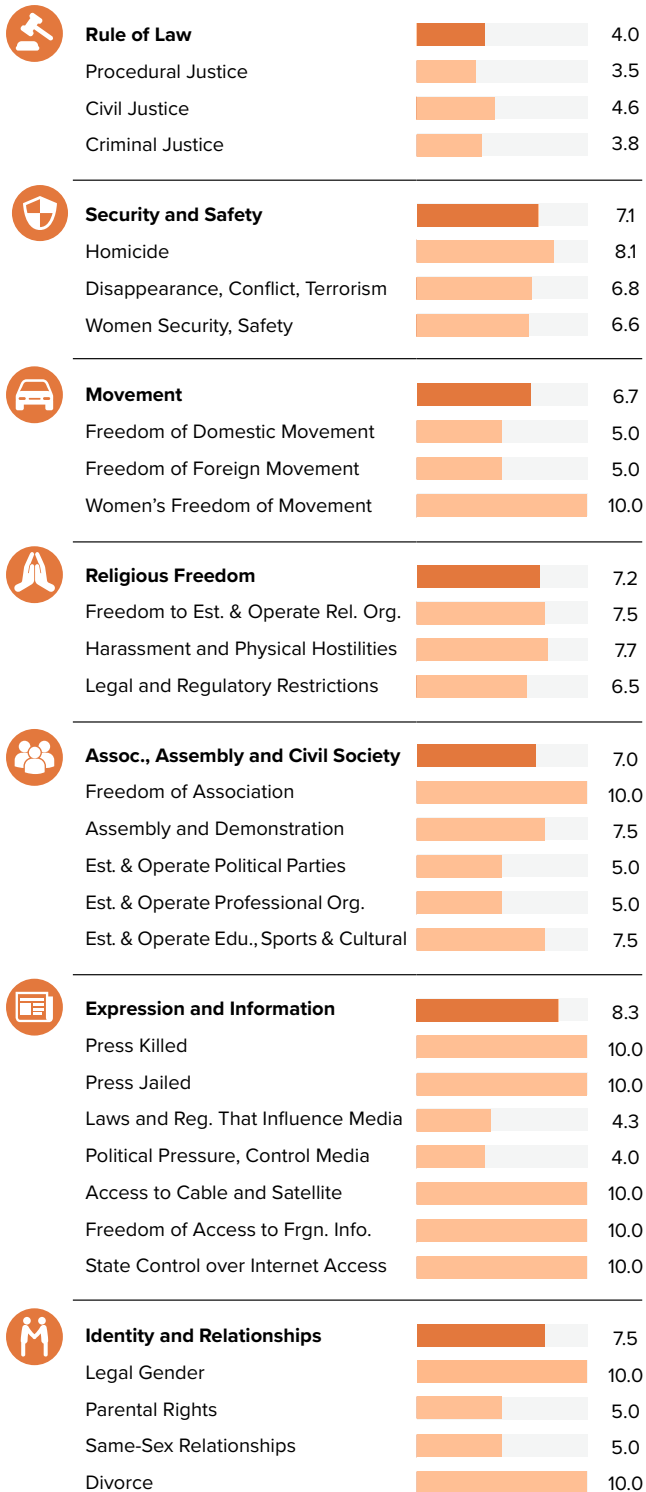
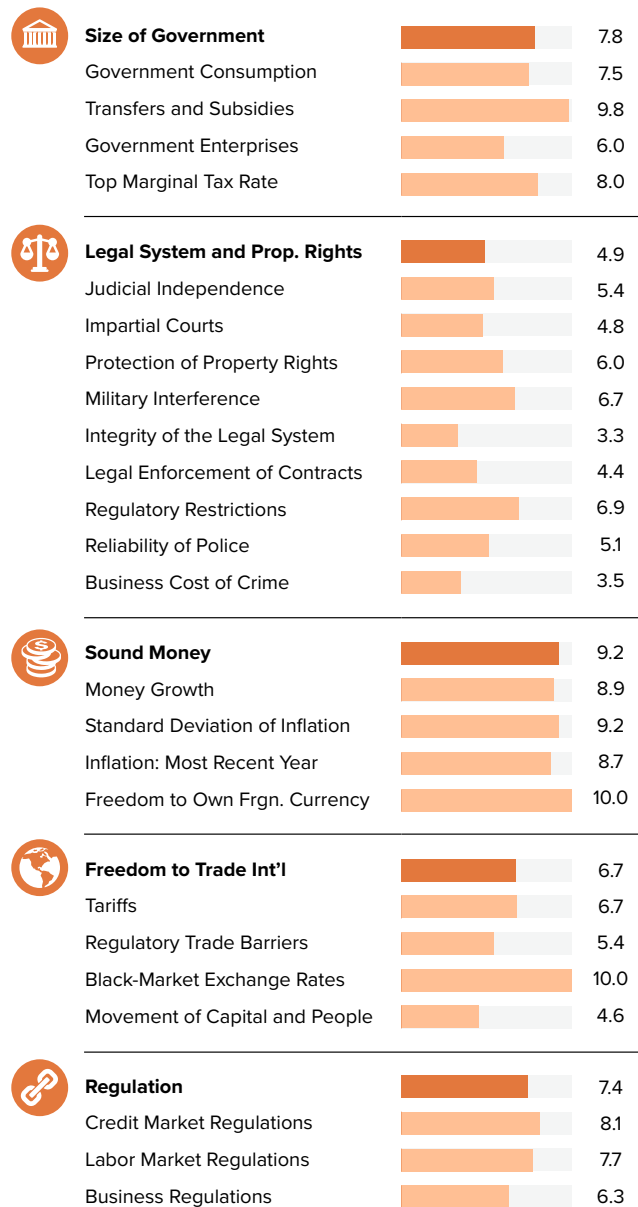
RANKING 82/162



Score 0–10

PERSONAL FREEDOM 6.45

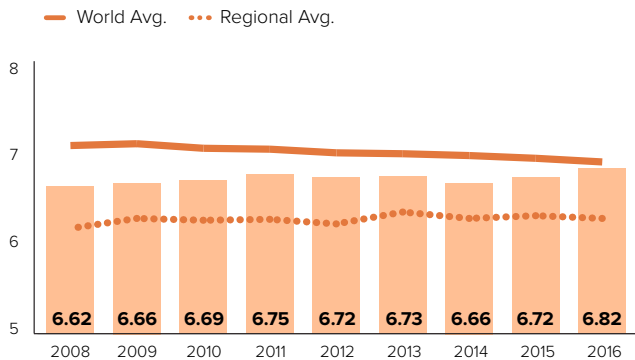
ECONOMIC FREEDOM 7.20

HUMAN FREEDOM 6.82**PERSONAL FREEDOM**Ranking
102/162**ECONOMIC FREEDOM**Ranking
61/162

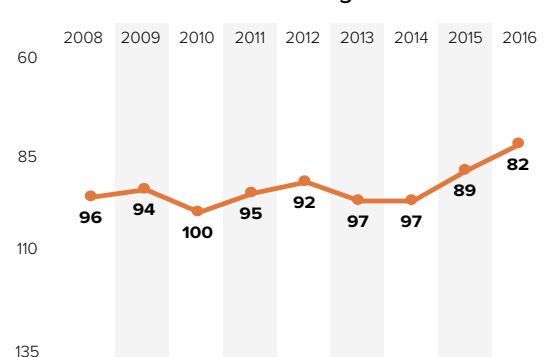
KENYA | SUB-SAHARAN AFRICA

	2008	2009	2010	2011	2012	2013	2014	2015	2016
HUMAN FREEDOM	6.62	6.66	6.69	6.75	6.72	6.73	6.66	6.72	6.82
ECONOMIC FREEDOM	6.77	6.90	6.92	6.94	7.09	7.12	7.10	7.11	7.20
PERSONAL FREEDOM	6.46	6.42	6.46	6.55	6.34	6.35	6.21	6.32	6.45
Rule of Law	4.3	4.3	4.3	4.3	3.5	3.5	3.6	3.7	4.0
Procedural Justice	4.1	4.1	4.1	4.1	2.9	2.9	2.9	3.1	3.5
Civil Justice	4.7	4.7	4.7	4.7	4.4	4.4	4.7	4.3	4.6
Criminal Justice	4.0	4.0	4.0	4.0	3.3	3.3	3.2	3.5	3.8
Security and Safety	7.7	7.5	7.8	7.9	7.7	7.6	6.9	7.0	7.1
Homicide	8.8	8.1	8.1	7.9	7.8	7.8	8.0	8.1	8.1
Disappearance, Conflict, Terrorism	7.5	7.5	8.3	8.3	8.0	8.3	6.2	6.4	6.8
Women Security, Safety	7.0	7.0	7.0	7.4	7.4	6.6	6.6	6.6	6.6
Movement	5.0	5.0	5.0	5.0	5.0	5.0	6.7	6.7	6.7
Freedom of Domestic Movement	0.0	5.0	0.0	5.0	5.0	5.0	5.0	5.0	5.0
Freedom of Foreign Movement	5.0	0.0	5.0	0.0	0.0	0.0	5.0	5.0	5.0
Women's Freedom of Movement	10.0	10.0	10.0	10.0	10.0	10.0	10.0	10.0	10.0
Religious Freedom	8.3	8.3	7.6	7.9	8.1	8.0	7.1	7.4	7.2
Freedom to Establish Religious Org.	10.0	10.0	10.0	10.0	10.0	10.0	7.5	7.5	7.5
Harassment and Physical Hostilities	7.7	8.2	6.9	7.2	6.8	7.2	7.2	7.5	7.7
Legal and Regulatory Restrictions	7.3	6.8	5.8	6.5	7.4	6.8	6.7	7.0	6.5
Assoc., Assembly and Civil Society	8.3	8.3	8.3	9.0	9.0	8.3	7.0	7.0	7.0
Freedom of Association	10.0	10.0	10.0	7.5	7.5	7.5	10.0	10.0	10.0
Assembly and Demonstration	7.5	7.5	7.5	7.5	7.5	7.5	7.5	7.5	7.5
Est. & Operate Political Parties	7.1	7.1	7.1	10.0	10.0	10.0	5.0	5.0	5.0
Est. & Operate Professional Organizations	7.1	7.1	7.1	10.0	10.0	10.0	5.0	5.0	5.0
Est. & Operate Edu., Sporting and Cultural	10.0	10.0	10.0	10.0	10.0	10.0	7.5	7.5	7.5
Expression and Information	7.9	8.0	8.5	8.2	8.2	7.7	8.4	8.0	8.3
Press Killed	7.4	7.5	10.0	10.0	10.0	7.8	10.0	7.9	10.0
Press Jailed	10.0	10.0	10.0	10.0	10.0	10.0	10.0	10.0	10.0
Laws and Reg. That Influence Media	3.0	3.0	3.7	4.7	4.7	4.3	4.3	4.3	4.3
Political Pressure, Control Media	4.8	5.3	5.5	5.3	5.0	4.3	4.3	4.0	4.0
Access to Cable and Satellite	10.0	10.0	10.0	7.5	7.5	7.5	10.0	10.0	10.0
Freedom of Access to Frgn. Info.	10.0	10.0	10.0	10.0	10.0	10.0	10.0	10.0	10.0
State Control over Internet Access	10.0	10.0	10.0	10.0	10.0	10.0	10.0	10.0	10.0
Identity and Relationships	5.0	5.0	5.0	5.0	5.0	6.7	6.7	7.5	7.5
Legal Gender	-	-	-	-	-	-	-	10.0	10.0
Parental Rights	5.0	5.0	5.0	5.0	5.0	5.0	5.0	5.0	5.0
Same-Sex Relationships	5.0	5.0	5.0	5.0	5.0	5.0	5.0	5.0	5.0
Divorce	-	-	-	-	-	10.0	10.0	10.0	10.0

Human Freedom Score over Time



Human Freedom Ranking over Time



KOREA, SOUTH

EAST ASIA

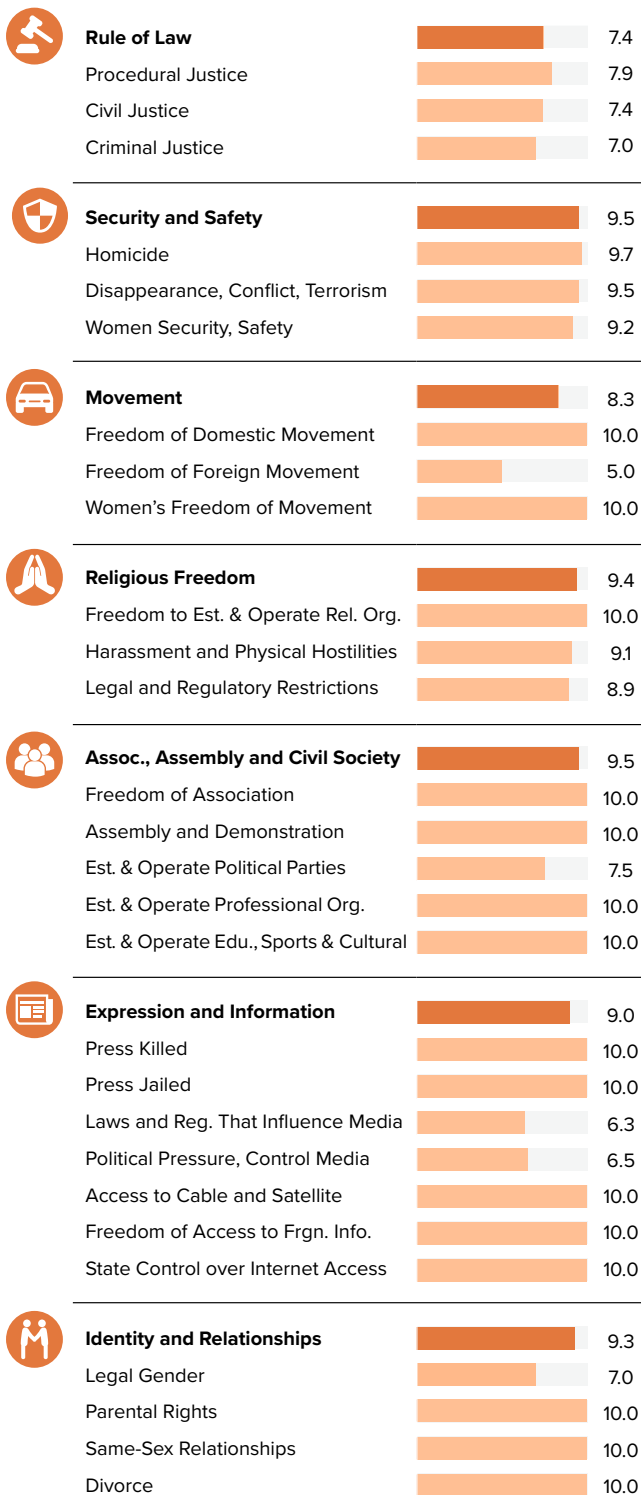
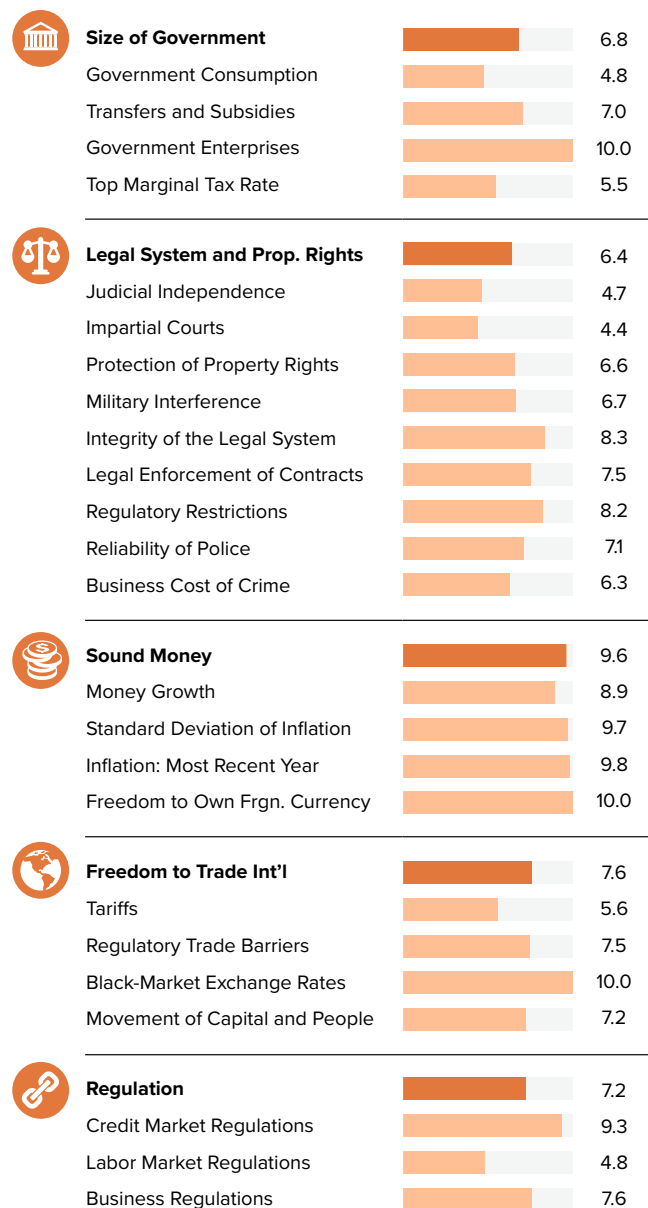
RANKING 27/162



Score 0–10

PERSONAL FREEDOM 8.77

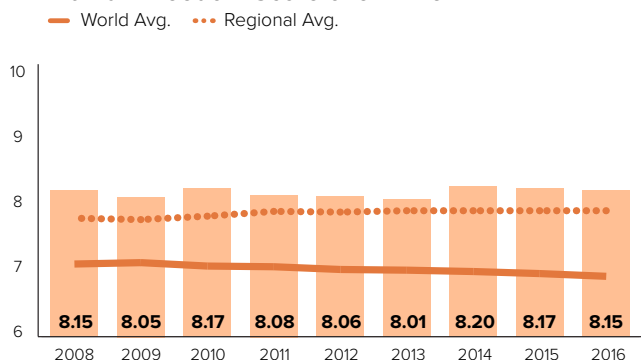
ECONOMIC FREEDOM 7.53

HUMAN FREEDOM 8.15**PERSONAL FREEDOM**Ranking
26/162**ECONOMIC FREEDOM**Ranking
35/162

KOREA, SOUTH | EAST ASIA

	2008	2009	2010	2011	2012	2013	2014	2015	2016
HUMAN FREEDOM	8.15	8.05	8.17	8.08	8.06	8.01	8.20	8.17	8.15
ECONOMIC FREEDOM	7.46	7.35	7.51	7.52	7.45	7.36	7.55	7.55	7.53
PERSONAL FREEDOM	8.84	8.75	8.83	8.63	8.66	8.67	8.86	8.80	8.77
Rule of Law	7.5	7.5	7.5	7.5	7.6	7.6	7.7	7.6	7.4
Procedural Justice	7.7	7.7	7.7	7.7	7.8	7.8	7.7	7.6	7.9
Civil Justice	7.2	7.2	7.2	7.2	7.3	7.3	8.0	8.1	7.4
Criminal Justice	7.6	7.6	7.6	7.6	7.6	7.6	7.6	7.1	7.0
Security and Safety	9.7	9.7	9.7	9.7	9.7	9.5	9.5	9.5	9.5
Homicide	9.7	9.7	9.7	9.7	9.7	9.7	9.7	9.7	9.7
Disappearance, Conflict, Terrorism	9.5	9.5	9.5	9.5	9.5	9.5	9.5	9.5	9.5
Women Security, Safety	10.0	10.0	10.0	10.0	10.0	9.2	9.2	9.2	9.2
Movement	8.3	8.3	8.3	8.3	8.3	8.3	8.3	8.3	8.3
Freedom of Domestic Movement	10.0	5.0	10.0	5.0	5.0	5.0	10.0	10.0	10.0
Freedom of Foreign Movement	5.0	10.0	5.0	10.0	10.0	10.0	5.0	5.0	5.0
Women's Freedom of Movement	10.0	10.0	10.0	10.0	10.0	10.0	10.0	10.0	10.0
Religious Freedom	9.0	8.7	9.0	7.7	7.8	7.8	8.7	9.3	9.4
Freedom to Establish Religious Org.	10.0	10.0	10.0	7.5	7.5	7.5	10.0	10.0	10.0
Harassment and Physical Hostilities	9.2	8.9	9.3	8.9	9.1	9.3	9.5	8.8	9.1
Legal and Regulatory Restrictions	7.8	7.3	7.7	6.8	6.8	6.8	6.6	9.0	8.9
Assoc., Assembly and Civil Society	9.3	9.3	9.3	8.5	8.5	9.2	9.5	9.5	9.5
Freedom of Association	10.0	10.0	10.0	10.0	10.0	10.0	10.0	10.0	10.0
Assembly and Demonstration	10.0	10.0	10.0	10.0	10.0	10.0	10.0	10.0	10.0
Est. & Operate Political Parties	10.0	10.0	10.0	7.5	7.5	7.5	7.5	7.5	7.5
Est. & Operate Professional Organizations	8.3	8.3	8.3	7.5	7.5	7.5	10.0	10.0	10.0
Est. & Operate Edu., Sporting and Cultural	8.3	8.3	8.3	7.5	7.5	7.5	10.0	10.0	10.0
Expression and Information	8.7	8.1	8.6	8.7	8.8	8.7	9.0	9.0	9.0
Press Killed	10.0	10.0	10.0	10.0	10.0	10.0	10.0	10.0	10.0
Press Jailed	10.0	10.0	10.0	10.0	10.0	10.0	10.0	10.0	10.0
Laws and Reg. That Influence Media	7.0	5.0	7.0	7.0	7.0	7.0	6.7	6.7	6.3
Political Pressure, Control Media	7.0	5.0	6.5	6.5	6.8	6.5	6.5	6.5	6.5
Access to Cable and Satellite	10.0	10.0	10.0	10.0	10.0	10.0	10.0	10.0	10.0
Freedom of Access to Frgn. Info.	10.0	10.0	10.0	10.0	10.0	10.0	10.0	10.0	10.0
State Control over Internet Access	6.7	6.7	6.7	7.5	7.5	7.5	10.0	10.0	10.0
Identity and Relationships	10.0	10.0	10.0	10.0	10.0	10.0	10.0	9.3	9.3
Legal Gender	-	-	-	-	-	-	-	7.0	7.0
Parental Rights	10.0	10.0	10.0	10.0	10.0	10.0	10.0	10.0	10.0
Same-Sex Relationships	10.0	10.0	10.0	10.0	10.0	10.0	10.0	10.0	10.0
Divorce	-	-	-	-	-	10.0	10.0	10.0	10.0

Human Freedom Score over Time



Human Freedom Ranking over Time



KUWAIT

MIDDLE EAST & NORTH AFRICA

RANKING 124/162



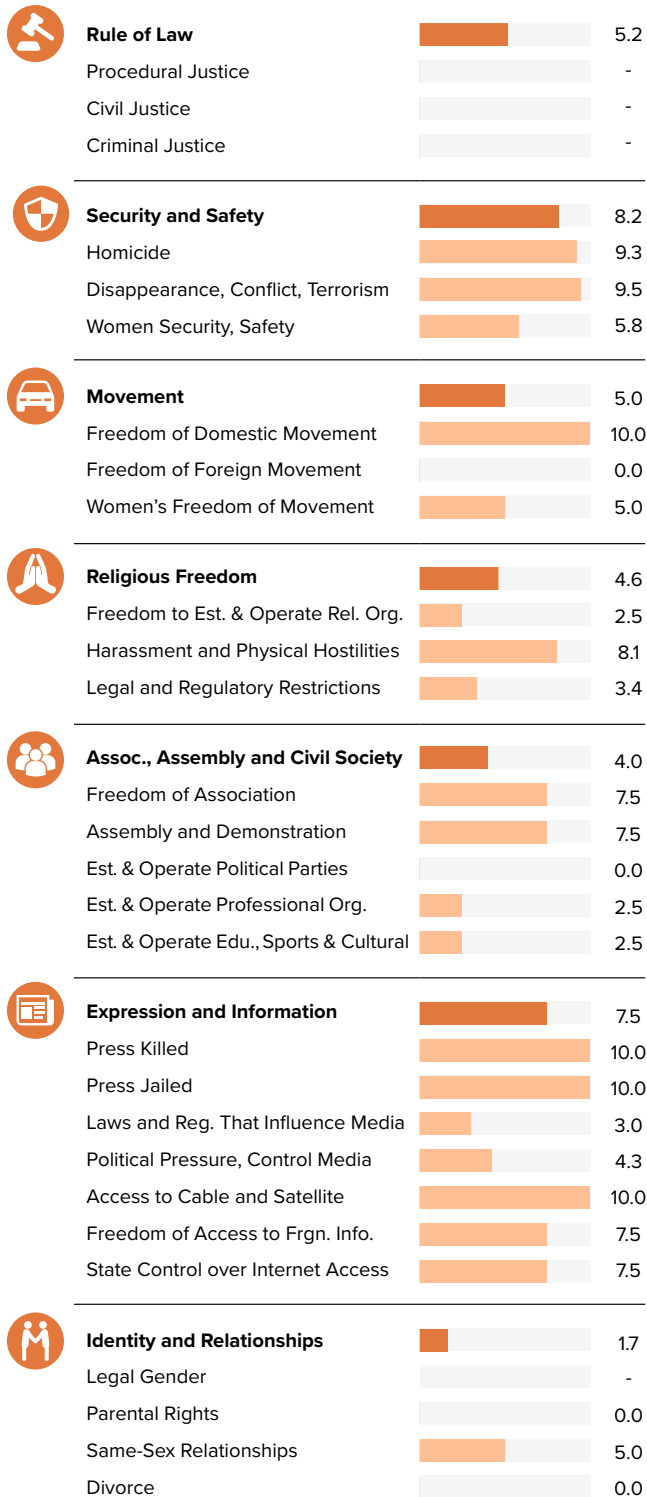
Score 0–10

PERSONAL FREEDOM 5.63
ECONOMIC FREEDOM 6.75

HUMAN FREEDOM 6.19

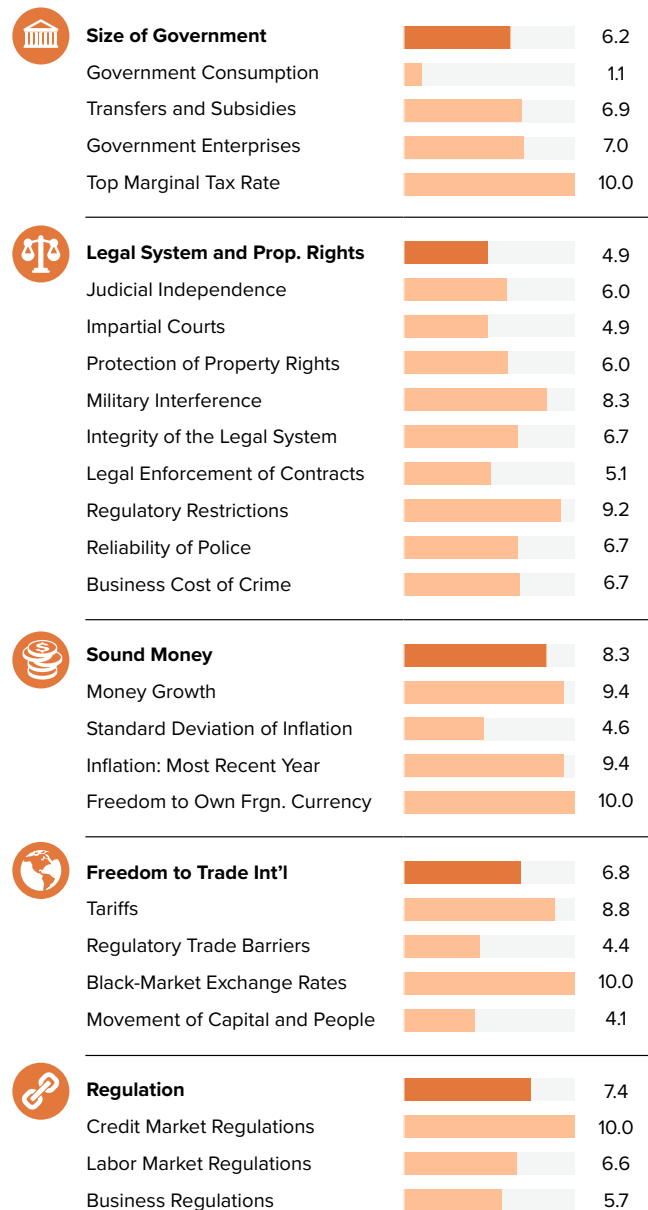
PERSONAL FREEDOM

Ranking
133/162



ECONOMIC FREEDOM

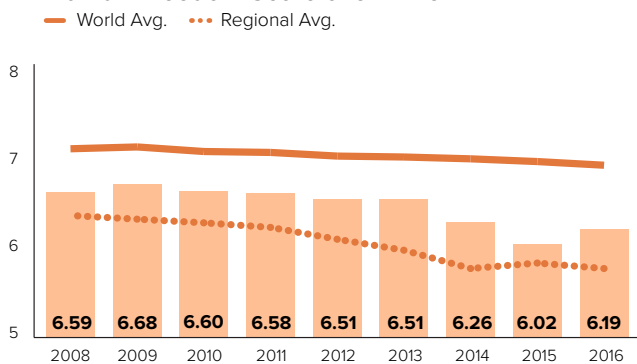
Ranking
90/162



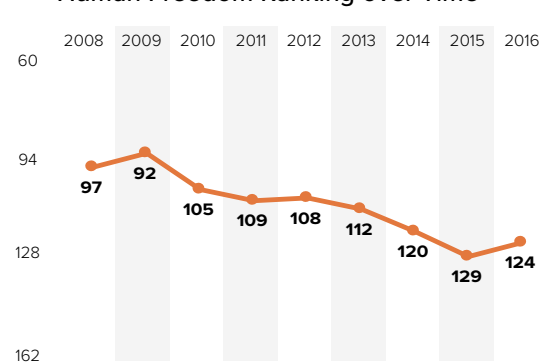
KUWAIT | MIDDLE EAST & NORTH AFRICA

	2008	2009	2010	2011	2012	2013	2014	2015	2016
HUMAN FREEDOM	6.59	6.68	6.60	6.58	6.51	6.51	6.26	6.02	6.19
ECONOMIC FREEDOM	7.03	7.10	6.95	6.93	6.93	6.84	6.77	6.59	6.75
PERSONAL FREEDOM	6.16	6.27	6.24	6.23	6.10	6.19	5.75	5.46	5.63
Rule of Law	6.2	6.2	6.2	6.2	5.8	5.8	5.2	5.3	5.2
Procedural Justice	-	-	-	-	-	-	-	-	-
Civil Justice	-	-	-	-	-	-	-	-	-
Criminal Justice	-	-	-	-	-	-	-	-	-
Security and Safety	8.7	8.5	8.5	8.2	8.2	8.2	8.2	7.4	8.2
Homicide	9.4	9.3	9.2	9.3	9.3	9.3	9.3	9.3	9.3
Disappearance, Conflict, Terrorism	10.0	9.5	9.5	9.5	9.5	9.5	9.5	7.0	9.5
Women Security, Safety	6.7	6.7	6.7	5.8	5.8	5.8	5.8	5.8	5.8
Movement	3.3	5.0	5.0	3.3	3.3	5.0	5.0	5.0	5.0
Freedom of Domestic Movement	5.0	0.0	10.0	0.0	0.0	0.0	10.0	10.0	10.0
Freedom of Foreign Movement	0.0	10.0	0.0	10.0	10.0	10.0	0.0	0.0	0.0
Women's Freedom of Movement	5.0	5.0	5.0	0.0	0.0	5.0	5.0	5.0	5.0
Religious Freedom	6.9	7.4	7.3	7.3	7.2	7.1	6.2	5.1	4.6
Freedom to Establish Religious Org.	4.2	4.2	4.2	5.0	5.0	5.0	2.5	2.5	2.5
Harassment and Physical Hostilities	8.8	8.9	8.6	8.3	7.7	8.2	8.0	7.9	8.1
Legal and Regulatory Restrictions	7.9	9.3	9.2	8.7	8.9	8.2	8.2	4.8	3.4
Assoc., Assembly and Civil Society	4.5	4.5	4.5	5.3	5.3	7.1	4.0	4.0	4.0
Freedom of Association	7.5	7.5	7.5	7.5	7.5	7.5	7.5	7.5	7.5
Assembly and Demonstration	5.0	5.0	5.0	10.0	10.0	10.0	7.5	7.5	7.5
Est. & Operate Political Parties	1.7	1.7	1.7	0.0	0.0	0.0	0.0	0.0	0.0
Est. & Operate Professional Organizations	4.2	4.2	4.2	5.0	5.0	5.0	2.5	2.5	2.5
Est. & Operate Edu., Sporting and Cultural	4.2	4.2	4.2	3.8	3.8	3.8	2.5	2.5	2.5
Expression and Information	7.0	6.4	6.4	6.5	6.4	6.0	7.1	7.1	7.5
Press Killed	10.0	10.0	10.0	10.0	10.0	10.0	10.0	10.0	10.0
Press Jailed	10.0	10.0	6.7	10.0	10.0	7.2	7.4	7.5	10.0
Laws and Reg. That Influence Media	4.0	2.3	3.7	3.7	3.3	3.3	3.3	3.3	3.0
Political Pressure, Control Media	4.8	2.5	4.5	4.5	4.3	4.3	4.3	4.3	4.3
Access to Cable and Satellite	6.7	6.7	6.7	7.5	7.5	7.5	10.0	10.0	10.0
Freedom of Access to Frgn. Info.	6.7	6.7	6.7	5.0	5.0	5.0	7.5	7.5	7.5
State Control over Internet Access	6.7	6.7	6.7	5.0	5.0	5.0	7.5	7.5	7.5
Identity and Relationships	2.5	2.5	2.5	3.8	3.8	1.7	1.7	1.7	1.7
Legal Gender	-	-	-	-	-	-	-	-	-
Parental Rights	0.0	0.0	0.0	2.5	2.5	0.0	0.0	0.0	0.0
Same-Sex Relationships	5.0	5.0	5.0	5.0	5.0	5.0	5.0	5.0	5.0
Divorce	-	-	-	-	-	0.0	0.0	0.0	0.0

Human Freedom Score over Time



Human Freedom Ranking over Time



KYRGYZ REPUBLIC

CAUCASUS & CENTRAL ASIA

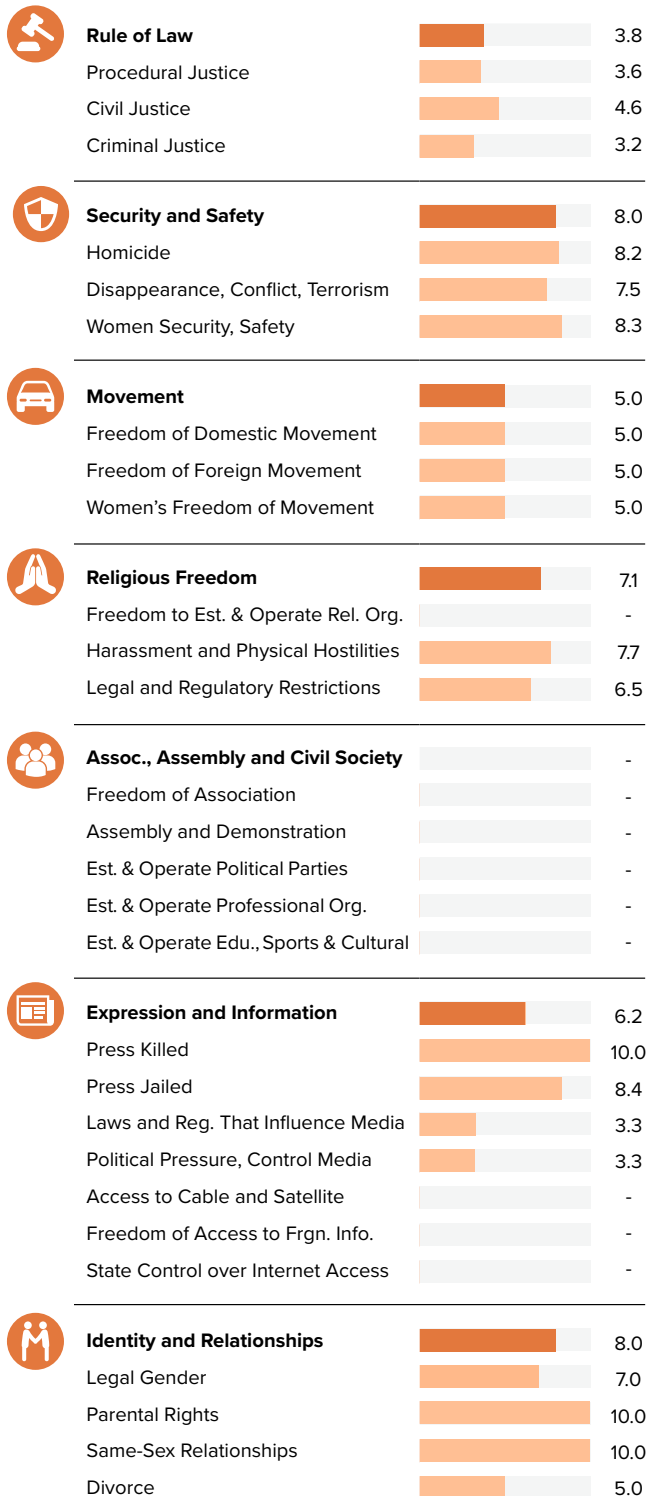
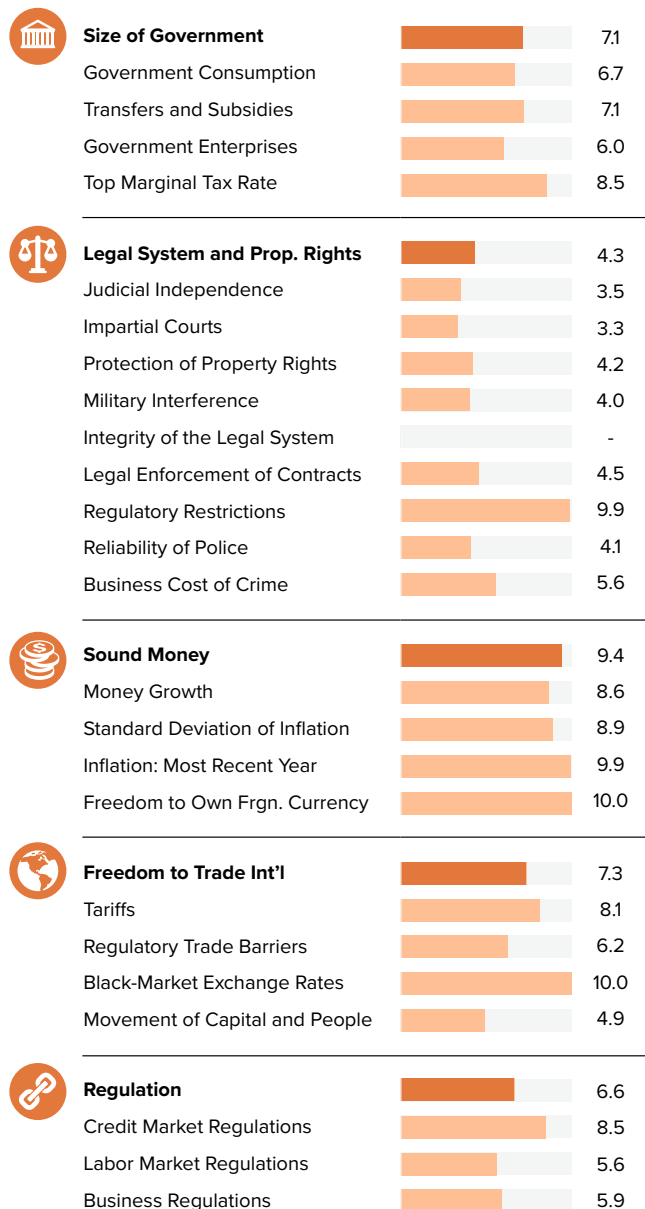
RANKING 99/162










Score 0–10

PERSONAL FREEDOM 6.25

ECONOMIC FREEDOM 6.93

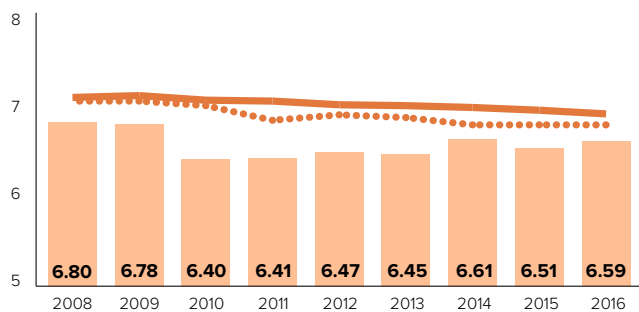
HUMAN FREEDOM 6.59**PERSONAL FREEDOM**Ranking
110/162**ECONOMIC FREEDOM**Ranking
77/162

KYRGYZ REPUBLIC | CAUCASUS & CENTRAL ASIA

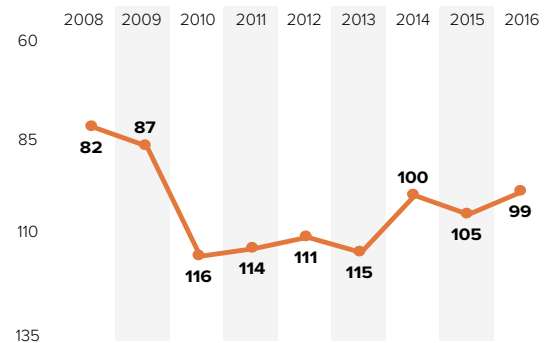
	2008	2009	2010	2011	2012	2013	2014	2015	2016
HUMAN FREEDOM	6.80	6.78	6.40	6.41	6.47	6.45	6.61	6.51	6.59
ECONOMIC FREEDOM	6.82	6.91	6.61	6.62	6.67	6.76	6.96	6.81	6.93
PERSONAL FREEDOM	6.78	6.64	6.19	6.19	6.27	6.15	6.25	6.21	6.25
 Rule of Law	4.0	4.0	4.0	4.0	3.8	3.8	3.9	4.0	3.8
Procedural Justice	3.9	3.9	3.9	3.9	3.9	3.9	3.8	4.3	3.6
Civil Justice	4.6	4.6	4.6	4.6	4.2	4.2	4.6	4.3	4.6
Criminal Justice	3.5	3.5	3.5	3.5	3.3	3.3	3.4	3.3	3.2
 Security and Safety	8.4	7.9	6.3	7.1	7.6	7.8	8.1	7.9	8.0
Homicide	6.7	6.9	2.1	6.4	7.8	8.6	8.5	7.9	8.2
Disappearance, Conflict, Terrorism	10.0	8.5	8.5	6.5	6.5	6.5	7.5	7.5	7.5
Women Security, Safety	8.3	8.3	8.3	8.3	8.3	8.3	8.3	8.3	8.3
 Movement	6.7	6.7	6.7	5.0	5.0	5.0	5.0	5.0	5.0
Freedom of Domestic Movement	5.0	5.0	5.0	5.0	5.0	5.0	5.0	5.0	5.0
Freedom of Foreign Movement	5.0	5.0	5.0	5.0	5.0	5.0	5.0	5.0	5.0
Women's Freedom of Movement	10.0	10.0	10.0	5.0	5.0	5.0	5.0	5.0	5.0
 Religious Freedom	6.6	6.9	6.7	6.3	6.3	6.3	6.5	6.7	7.1
Freedom to Establish Religious Org.	-	-	-	-	-	-	-	-	-
Harassment and Physical Hostilities	8.8	9.5	8.5	7.9	8.0	8.1	8.4	7.4	7.7
Legal and Regulatory Restrictions	4.4	4.3	5.0	4.7	4.7	4.5	4.5	6.0	6.5
 Assoc., Assembly and Civil Society	-	-	-	-	-	-	-	-	-
Freedom of Association	-	-	-	-	-	-	-	-	-
Assembly and Demonstration	-	-	-	-	-	-	-	-	-
Est. & Operate Political Parties	-	-	-	-	-	-	-	-	-
Est. & Operate Professional Organizations	-	-	-	-	-	-	-	-	-
Est. & Operate Edu., Sporting and Cultural	-	-	-	-	-	-	-	-	-
 Expression and Information	6.3	5.8	5.5	6.1	6.1	6.3	6.2	6.2	6.2
Press Killed	10.0	10.0	10.0	10.0	10.0	10.0	10.0	10.0	10.0
Press Jailed	10.0	10.0	6.3	8.2	8.2	8.3	8.3	8.3	8.4
Laws and Reg. That Influence Media	2.3	1.3	3.0	3.3	3.3	3.7	3.3	3.3	3.3
Political Pressure, Control Media	2.8	1.8	2.8	2.8	2.8	3.3	3.3	3.3	3.3
Access to Cable and Satellite	-	-	-	-	-	-	-	-	-
Freedom of Access to Frgn. Info.	-	-	-	-	-	-	-	-	-
State Control over Internet Access	-	-	-	-	-	-	-	-	-
 Identity and Relationships	10.0	10.0	10.0	10.0	10.0	8.3	8.3	8.0	8.0
Legal Gender	-	-	-	-	-	-	-	7.0	7.0
Parental Rights	10.0	10.0	10.0	10.0	10.0	10.0	10.0	10.0	10.0
Same-Sex Relationships	10.0	10.0	10.0	10.0	10.0	10.0	10.0	10.0	10.0
Divorce	-	-	-	-	-	5.0	5.0	5.0	5.0

Human Freedom Score over Time

— World Avg. ··· Regional Avg.



Human Freedom Ranking over Time



LAOS

SOUTH ASIA

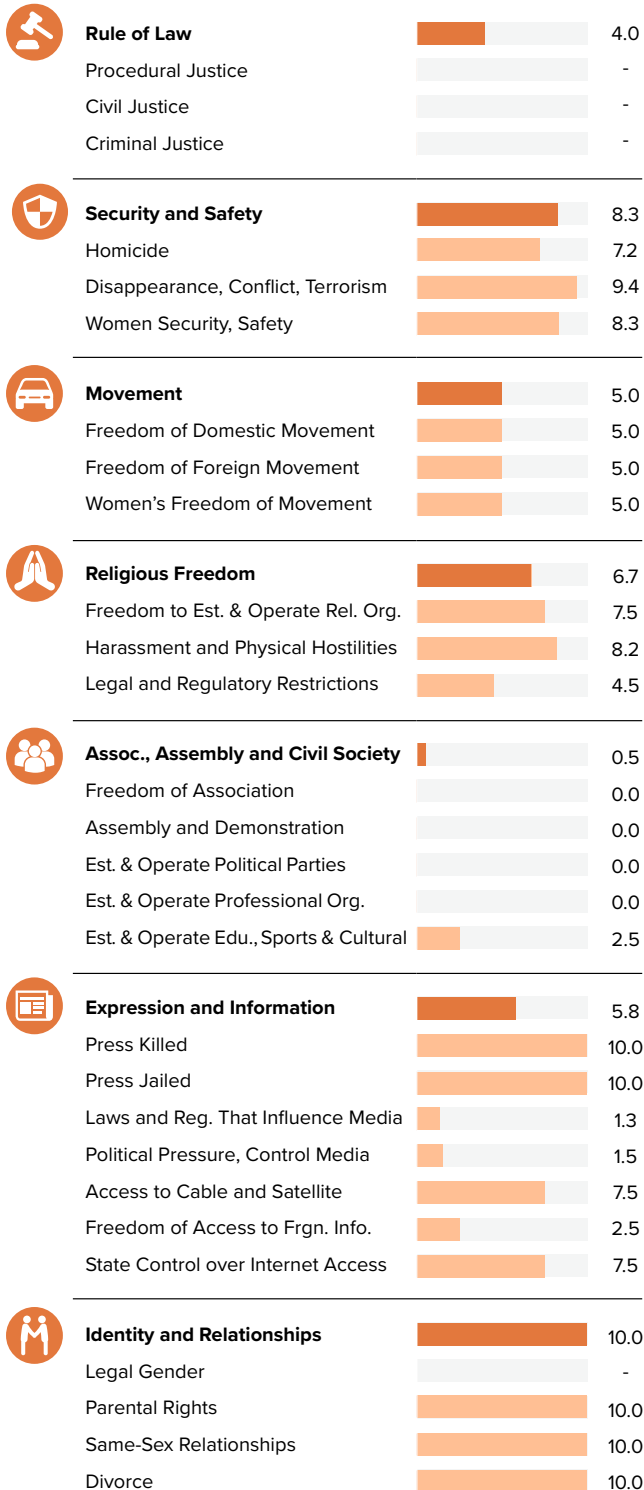
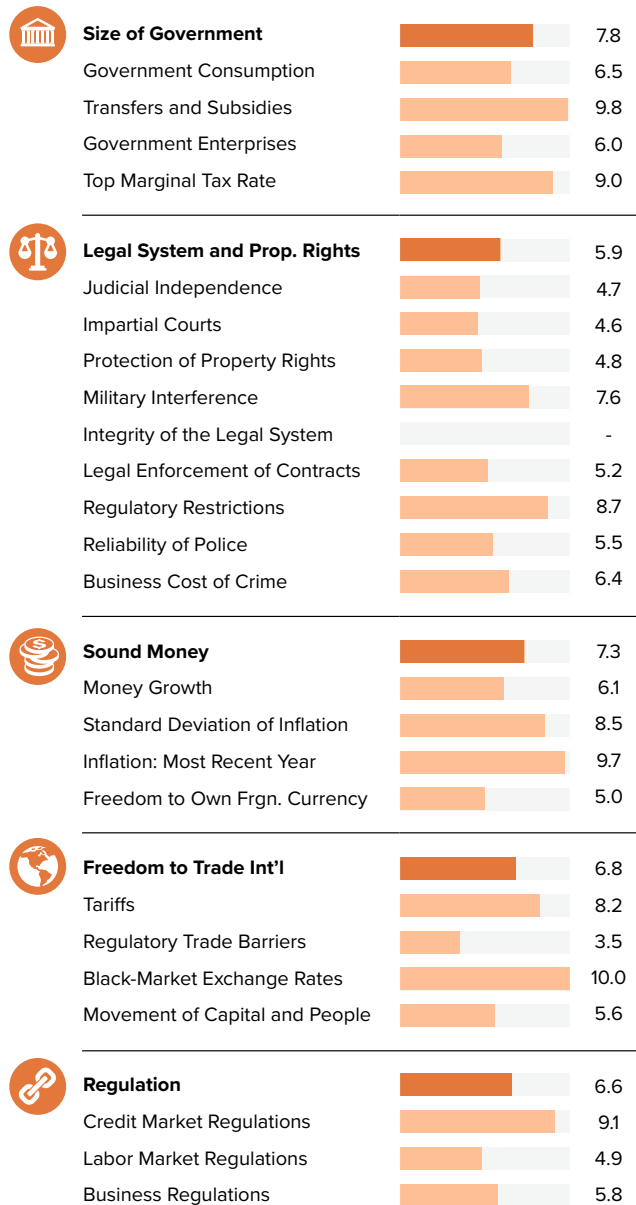
RANKING 113/162










Score 0–10

PERSONAL FREEDOM 5.86

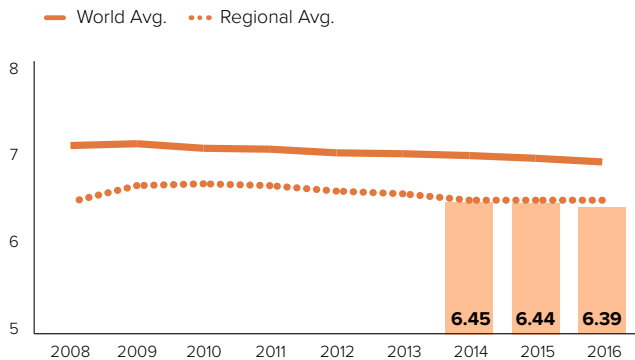
ECONOMIC FREEDOM 6.91

HUMAN FREEDOM 6.39**PERSONAL FREEDOM**Ranking
127/162**ECONOMIC FREEDOM**Ranking
81/162

LAOS | SOUTH ASIA

	2008	2009	2010	2011	2012	2013	2014	2015	2016
HUMAN FREEDOM	-	-	-	-	-	-	6.45	6.44	6.39
ECONOMIC FREEDOM	-	-	-	-	-	-	6.92	6.97	6.91
PERSONAL FREEDOM	-	-	-	-	-	-	5.97	5.92	5.86
 Rule of Law	-	-	-	-	-	-	4.0	4.0	4.0
Procedural Justice	-	-	-	-	-	-	-	-	-
Civil Justice	-	-	-	-	-	-	-	-	-
Criminal Justice	-	-	-	-	-	-	-	-	-
 Security and Safety	-	-	-	-	-	-	8.3	8.2	8.3
Homicide	-	-	-	-	-	-	7.2	7.2	7.2
Disappearance, Conflict, Terrorism	-	-	-	-	-	-	9.5	9.0	9.4
Women Security, Safety	-	-	-	-	-	-	8.3	8.3	8.3
 Movement	-	-	-	-	-	-	5.0	5.0	5.0
Freedom of Domestic Movement	-	-	-	-	-	-	5.0	5.0	5.0
Freedom of Foreign Movement	-	-	-	-	-	-	5.0	5.0	5.0
Women's Freedom of Movement	-	-	-	-	-	-	5.0	5.0	5.0
 Religious Freedom	-	-	-	-	-	-	7.5	7.4	6.7
Freedom to Establish Religious Org.	-	-	-	-	-	-	7.5	7.5	7.5
Harassment and Physical Hostilities	-	-	-	-	-	-	7.9	8.6	8.2
Legal and Regulatory Restrictions	-	-	-	-	-	-	6.9	6.0	4.5
 Assoc., Assembly and Civil Society	-	-	-	-	-	-	0.5	0.5	0.5
Freedom of Association	-	-	-	-	-	-	0.0	0.0	0.0
Assembly and Demonstration	-	-	-	-	-	-	0.0	0.0	0.0
Est. & Operate Political Parties	-	-	-	-	-	-	0.0	0.0	0.0
Est. & Operate Professional Organizations	-	-	-	-	-	-	0.0	0.0	0.0
Est. & Operate Edu., Sporting and Cultural	-	-	-	-	-	-	2.5	2.5	2.5
 Expression and Information	-	-	-	-	-	-	5.8	5.8	5.8
Press Killed	-	-	-	-	-	-	10.0	10.0	10.0
Press Jailed	-	-	-	-	-	-	10.0	10.0	10.0
Laws and Reg. That Influence Media	-	-	-	-	-	-	1.3	1.3	1.3
Political Pressure, Control Media	-	-	-	-	-	-	1.8	1.8	1.5
Access to Cable and Satellite	-	-	-	-	-	-	7.5	7.5	7.5
Freedom of Access to Frgn. Info.	-	-	-	-	-	-	2.5	2.5	2.5
State Control over Internet Access	-	-	-	-	-	-	7.5	7.5	7.5
 Identity and Relationships	-	-	-	-	-	-	10.0	10.0	10.0
Legal Gender	-	-	-	-	-	-	-	-	-
Parental Rights	-	-	-	-	-	-	10.0	10.0	10.0
Same-Sex Relationships	-	-	-	-	-	-	10.0	10.0	10.0
Divorce	-	-	-	-	-	-	10.0	10.0	10.0

Human Freedom Score over Time



Human Freedom Ranking over Time



LATVIA

EASTERN EUROPE

RANKING 23/162



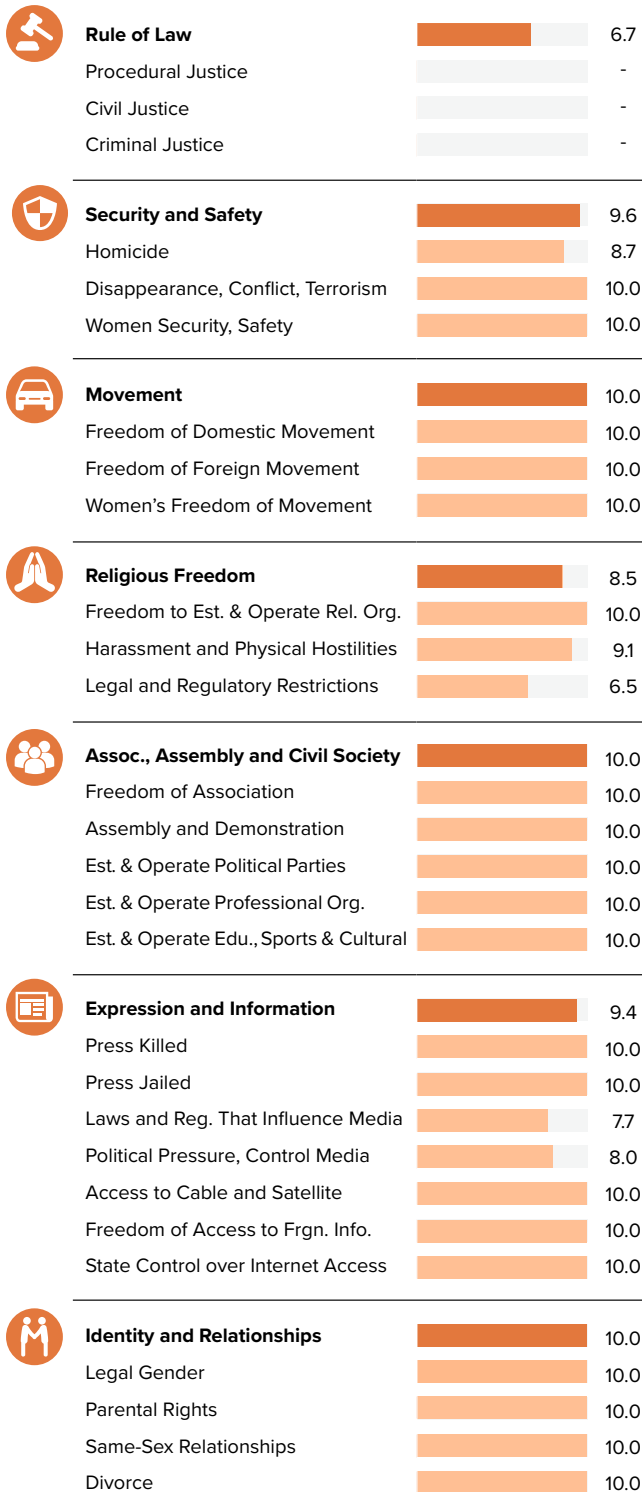
Score 0–10

PERSONAL FREEDOM 8.85

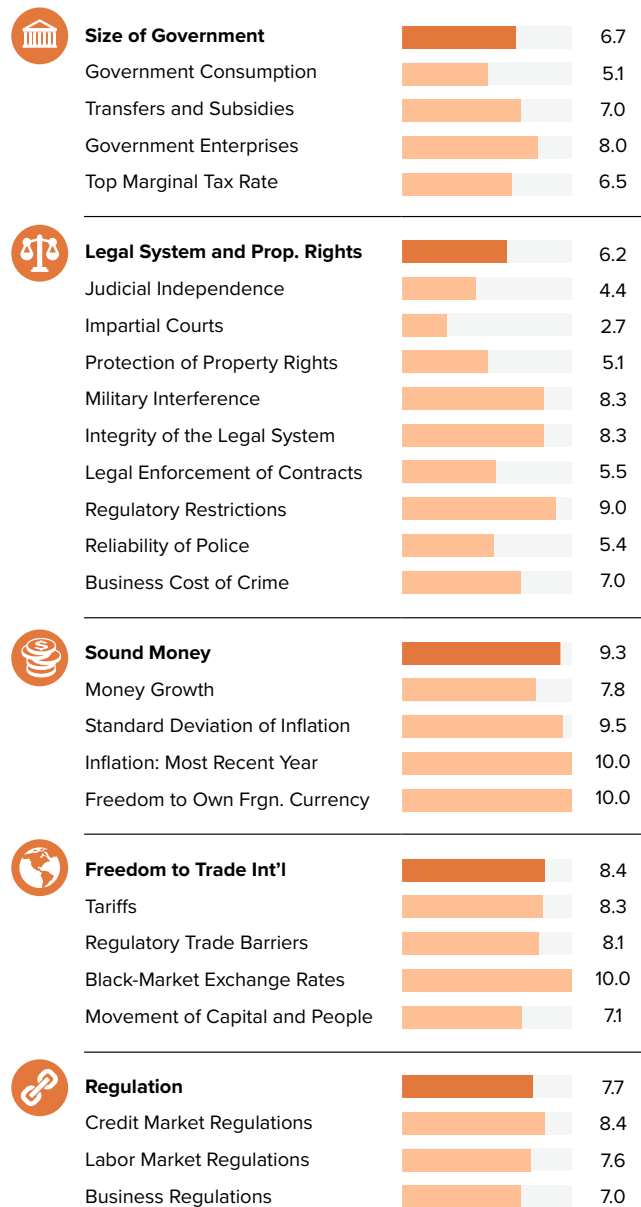
ECONOMIC FREEDOM 7.64

HUMAN FREEDOM 8.25








PERSONAL FREEDOM

 Ranking
22/162


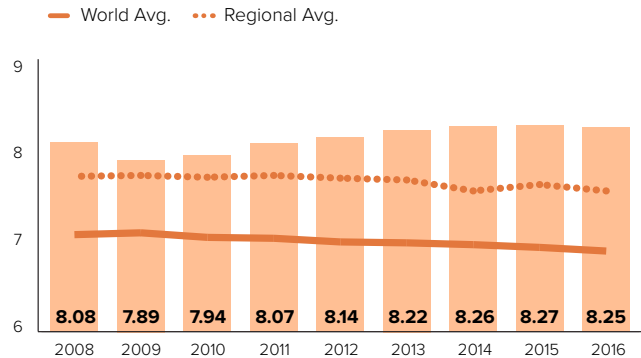
ECONOMIC FREEDOM

 Ranking
23/162


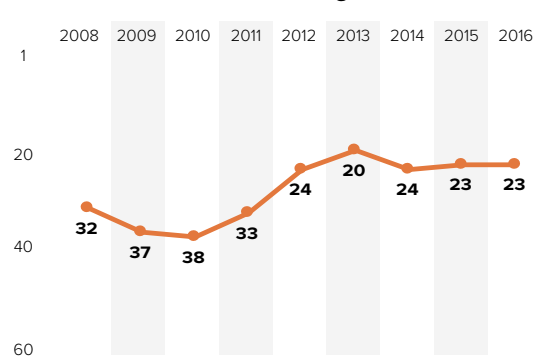
LATVIA | EASTERN EUROPE

	2008	2009	2010	2011	2012	2013	2014	2015	2016
HUMAN FREEDOM	8.08	7.89	7.94	8.07	8.14	8.22	8.26	8.27	8.25
ECONOMIC FREEDOM	7.52	7.33	7.23	7.34	7.56	7.68	7.81	7.72	7.64
PERSONAL FREEDOM	8.64	8.45	8.66	8.80	8.72	8.75	8.71	8.82	8.85
 Rule of Law	6.6	6.6	6.6	6.6	6.4	6.4	6.5	6.5	6.7
Procedural Justice	-	-	-	-	-	-	-	-	-
Civil Justice	-	-	-	-	-	-	-	-	-
Criminal Justice	-	-	-	-	-	-	-	-	-
 Security and Safety	9.2	9.2	9.6	9.6	9.5	9.7	9.6	9.6	9.6
Homicide	8.2	8.0	8.7	8.7	8.6	9.0	8.7	8.7	8.7
Disappearance, Conflict, Terrorism	9.5	9.5	10.0	10.0	10.0	10.0	10.0	10.0	10.0
Women Security, Safety	10.0	10.0	10.0	10.0	10.0	10.0	10.0	10.0	10.0
 Movement	10.0	10.0	10.0	10.0	10.0	10.0	10.0	10.0	10.0
Freedom of Domestic Movement	10.0	10.0	10.0	10.0	10.0	10.0	10.0	10.0	10.0
Freedom of Foreign Movement	10.0	10.0	10.0	10.0	10.0	10.0	10.0	10.0	10.0
Women's Freedom of Movement	10.0	10.0	10.0	10.0	10.0	10.0	10.0	10.0	10.0
 Religious Freedom	8.3	7.6	7.8	8.4	8.2	8.1	7.7	8.7	8.5
Freedom to Establish Religious Org.	8.8	8.8	8.8	10.0	10.0	10.0	10.0	10.0	10.0
Harassment and Physical Hostilities	9.0	8.6	8.1	8.5	8.9	9.0	8.0	9.1	9.1
Legal and Regulatory Restrictions	7.3	5.5	6.4	6.7	5.7	5.5	5.2	7.1	6.5
 Assoc., Assembly and Civil Society	9.2	9.2	9.2	10.0	10.0	10.0	10.0	10.0	10.0
Freedom of Association	10.0	10.0	10.0	10.0	10.0	10.0	10.0	10.0	10.0
Assembly and Demonstration	7.5	7.5	7.5	10.0	10.0	10.0	10.0	10.0	10.0
Est. & Operate Political Parties	10.0	10.0	10.0	10.0	10.0	10.0	10.0	10.0	10.0
Est. & Operate Professional Organizations	10.0	10.0	10.0	10.0	10.0	10.0	10.0	10.0	10.0
Est. & Operate Edu., Sporting and Cultural	8.3	8.3	8.3	10.0	10.0	10.0	10.0	10.0	10.0
 Expression and Information	9.4	8.4	9.3	9.3	9.3	9.3	9.3	9.3	9.4
Press Killed	10.0	10.0	10.0	10.0	10.0	10.0	10.0	10.0	10.0
Press Jailed	10.0	10.0	10.0	10.0	10.0	10.0	10.0	10.0	10.0
Laws and Reg. That Influence Media	8.0	4.0	8.0	8.0	8.0	8.0	7.7	7.7	7.7
Political Pressure, Control Media	8.0	4.8	7.3	7.0	7.0	7.3	7.5	7.5	8.0
Access to Cable and Satellite	10.0	10.0	10.0	10.0	10.0	10.0	10.0	10.0	10.0
Freedom of Access to Frgn. Info.	10.0	10.0	10.0	10.0	10.0	10.0	10.0	10.0	10.0
State Control over Internet Access	10.0	10.0	10.0	10.0	10.0	10.0	10.0	10.0	10.0
 Identity and Relationships	10.0	10.0	10.0	10.0	10.0	10.0	10.0	10.0	10.0
Legal Gender	-	-	-	-	-	-	-	10.0	10.0
Parental Rights	10.0	10.0	10.0	10.0	10.0	10.0	10.0	10.0	10.0
Same-Sex Relationships	10.0	10.0	10.0	10.0	10.0	10.0	10.0	10.0	10.0
Divorce	-	-	-	-	-	10.0	10.0	10.0	10.0

Human Freedom Score over Time



Human Freedom Ranking over Time



LEBANON

MIDDLE EAST & NORTH AFRICA

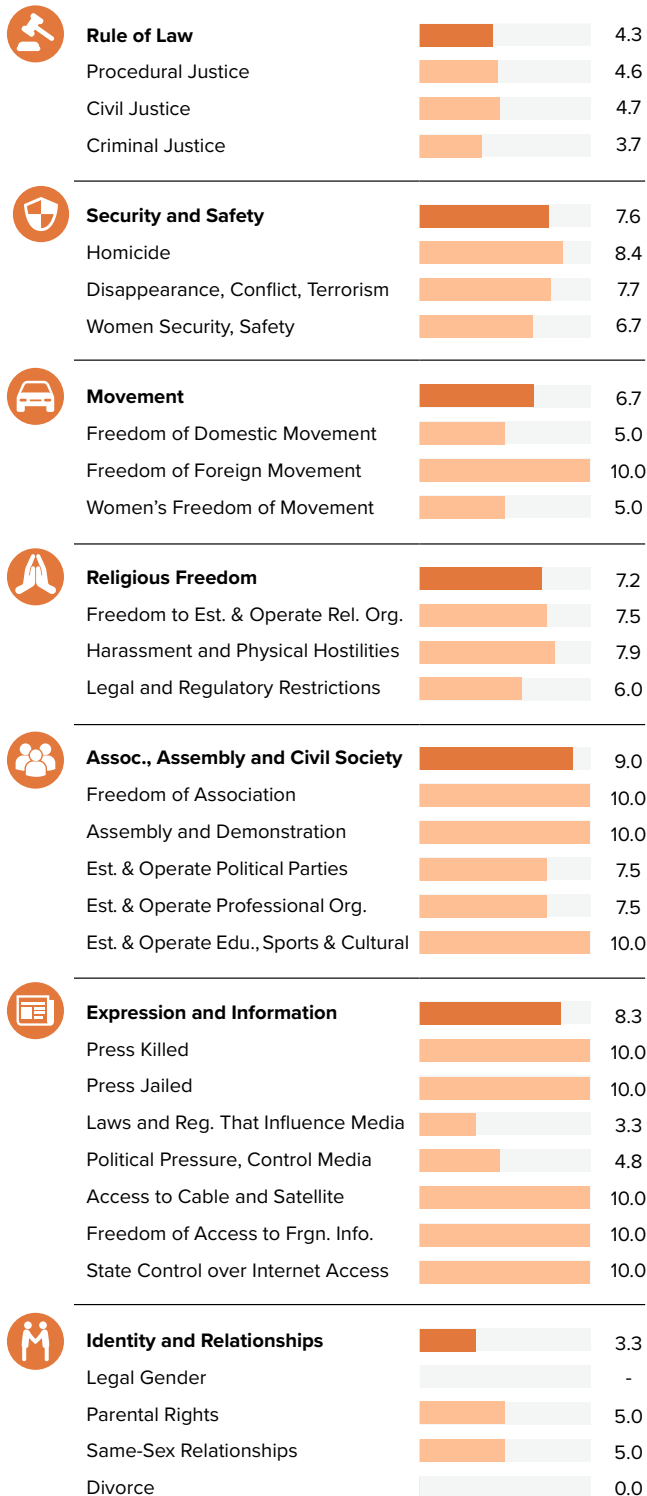
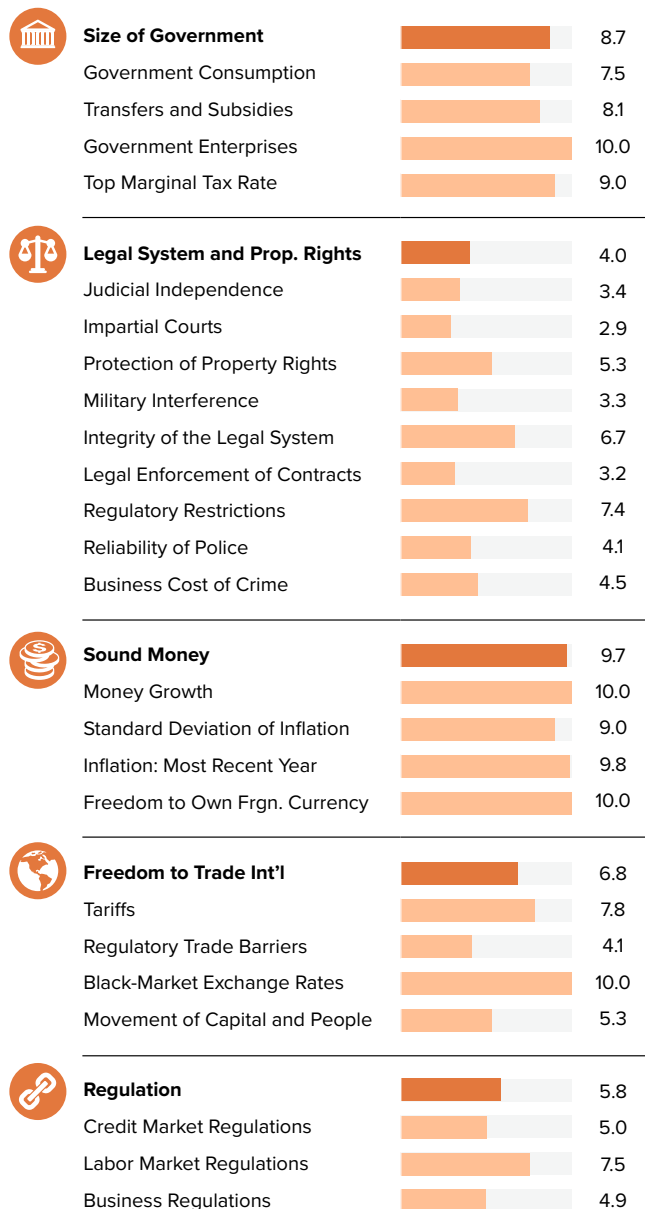
RANKING 95/162



Score 0–10

PERSONAL FREEDOM 6.43

ECONOMIC FREEDOM 6.99

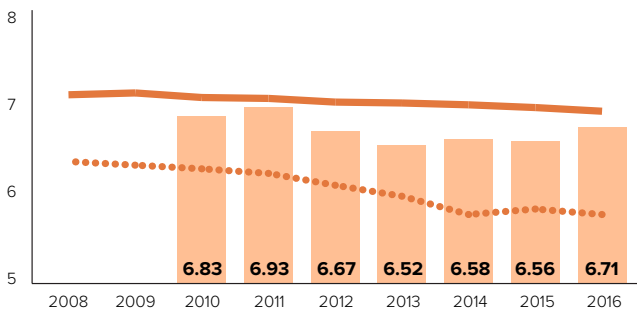
HUMAN FREEDOM 6.71**PERSONAL FREEDOM**Ranking
104/162**ECONOMIC FREEDOM**Ranking
74/162

LEBANON | MIDDLE EAST & NORTH AFRICA

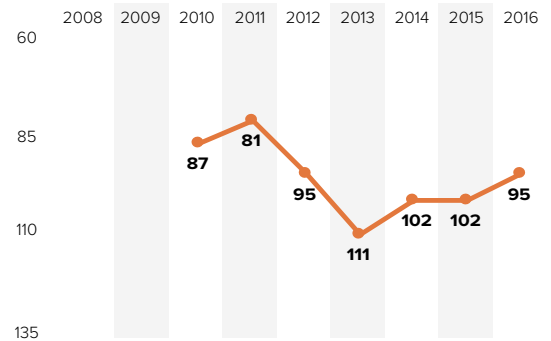
	2008	2009	2010	2011	2012	2013	2014	2015	2016
HUMAN FREEDOM	-	-	6.83	6.93	6.67	6.52	6.58	6.56	6.71
ECONOMIC FREEDOM	-	-	7.21	7.18	6.96	6.97	6.98	7.01	6.99
PERSONAL FREEDOM	-	-	6.45	6.69	6.38	6.07	6.18	6.12	6.43
Rule of Law	-	-	5.3	5.3	4.9	4.9	4.5	4.1	4.3
Procedural Justice	-	-	6.4	6.4	6.1	6.1	5.0	4.4	4.6
Civil Justice	-	-	4.5	4.5	4.5	4.5	4.5	4.8	4.7
Criminal Justice	-	-	4.9	4.9	4.1	4.1	3.9	3.1	3.7
Security and Safety	-	-	8.4	8.1	7.8	6.1	6.2	6.5	7.6
Homicide	-	-	8.5	8.5	8.4	8.2	8.3	8.4	8.4
Disappearance, Conflict, Terrorism	-	-	8.4	7.3	6.6	3.5	3.6	4.4	7.7
Women Security, Safety	-	-	8.3	8.3	8.3	6.7	6.7	6.7	6.7
Movement	-	-	5.0	5.0	5.0	5.0	6.7	6.7	6.7
Freedom of Domestic Movement	-	-	5.0	5.0	5.0	5.0	5.0	5.0	5.0
Freedom of Foreign Movement	-	-	5.0	5.0	5.0	5.0	10.0	10.0	10.0
Women's Freedom of Movement	-	-	5.0	5.0	5.0	5.0	5.0	5.0	5.0
Religious Freedom	-	-	8.0	8.5	8.5	8.4	7.8	7.5	7.2
Freedom to Establish Religious Org.	-	-	7.1	8.8	8.8	8.8	7.5	7.5	7.5
Harassment and Physical Hostilities	-	-	9.0	9.3	9.1	8.8	9.1	8.3	7.9
Legal and Regulatory Restrictions	-	-	8.0	7.6	7.7	7.7	6.9	6.8	6.0
Assoc., Assembly and Civil Society	-	-	8.3	9.0	9.0	9.6	9.0	9.0	9.0
Freedom of Association	-	-	10.0	10.0	10.0	10.0	10.0	10.0	10.0
Assembly and Demonstration	-	-	10.0	10.0	10.0	10.0	10.0	10.0	10.0
Est. & Operate Political Parties	-	-	8.3	8.8	8.8	8.8	7.5	7.5	7.5
Est. & Operate Professional Organizations	-	-	5.8	7.5	7.5	7.5	7.5	7.5	7.5
Est. & Operate Edu., Sporting and Cultural	-	-	7.1	8.8	8.8	8.8	10.0	10.0	10.0
Expression and Information	-	-	6.5	8.5	7.0	8.4	8.3	8.3	8.3
Press Killed	-	-	0.0	10.0	0.0	10.0	10.0	10.0	10.0
Press Jailed	-	-	10.0	10.0	10.0	10.0	10.0	10.0	10.0
Laws and Reg. That Influence Media	-	-	4.0	4.0	4.0	4.0	3.3	3.3	3.3
Political Pressure, Control Media	-	-	4.8	5.3	4.8	4.8	4.8	4.5	4.8
Access to Cable and Satellite	-	-	10.0	10.0	10.0	10.0	10.0	10.0	10.0
Freedom of Access to Frgn. Info.	-	-	10.0	10.0	10.0	10.0	10.0	10.0	10.0
State Control over Internet Access	-	-	6.7	10.0	10.0	10.0	10.0	10.0	10.0
Identity and Relationships	-	-	2.5	2.5	2.5	1.7	3.3	3.3	3.3
Legal Gender	-	-	-	-	-	-	-	-	-
Parental Rights	-	-	5.0	5.0	5.0	5.0	5.0	5.0	5.0
Same-Sex Relationships	-	-	0.0	0.0	0.0	0.0	5.0	5.0	5.0
Divorce	-	-	-	-	-	0.0	0.0	0.0	0.0

Human Freedom Score over Time

— World Avg. ··· Regional Avg.



Human Freedom Ranking over Time



LESOTHO

SUB-SAHARAN AFRICA

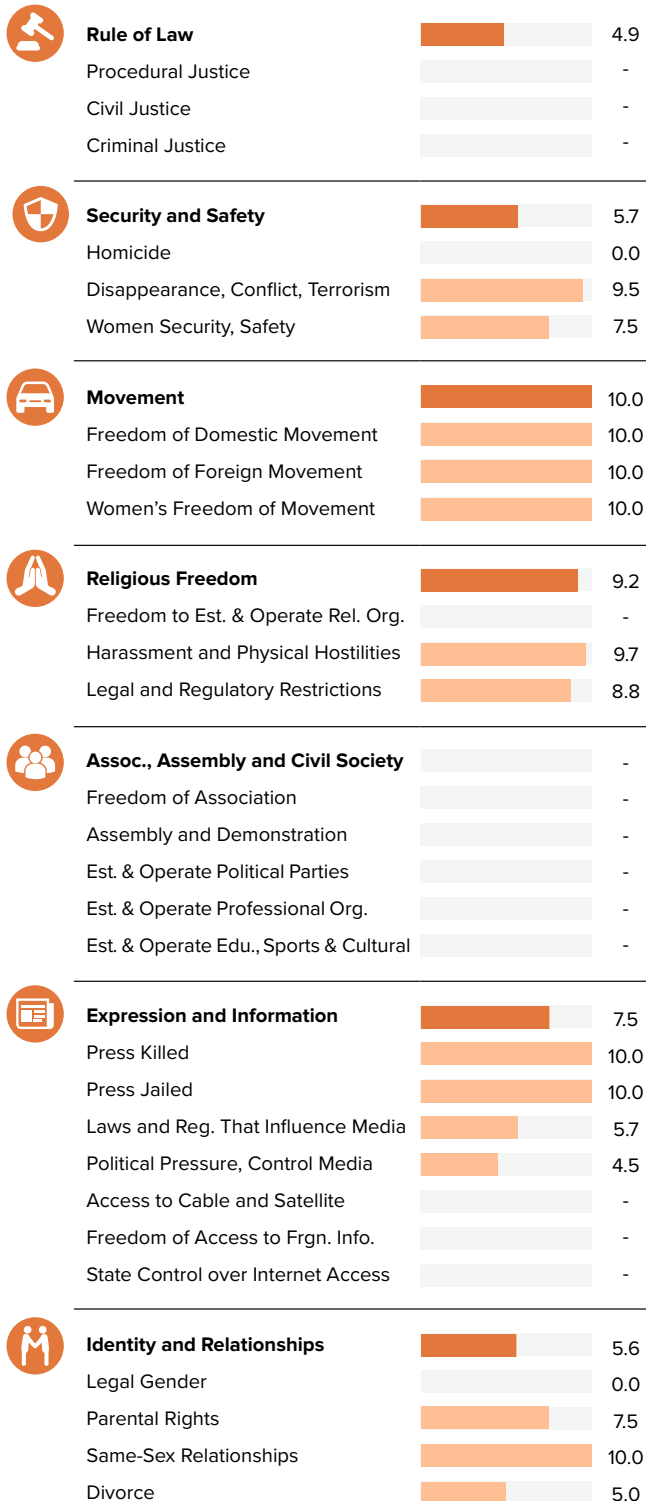
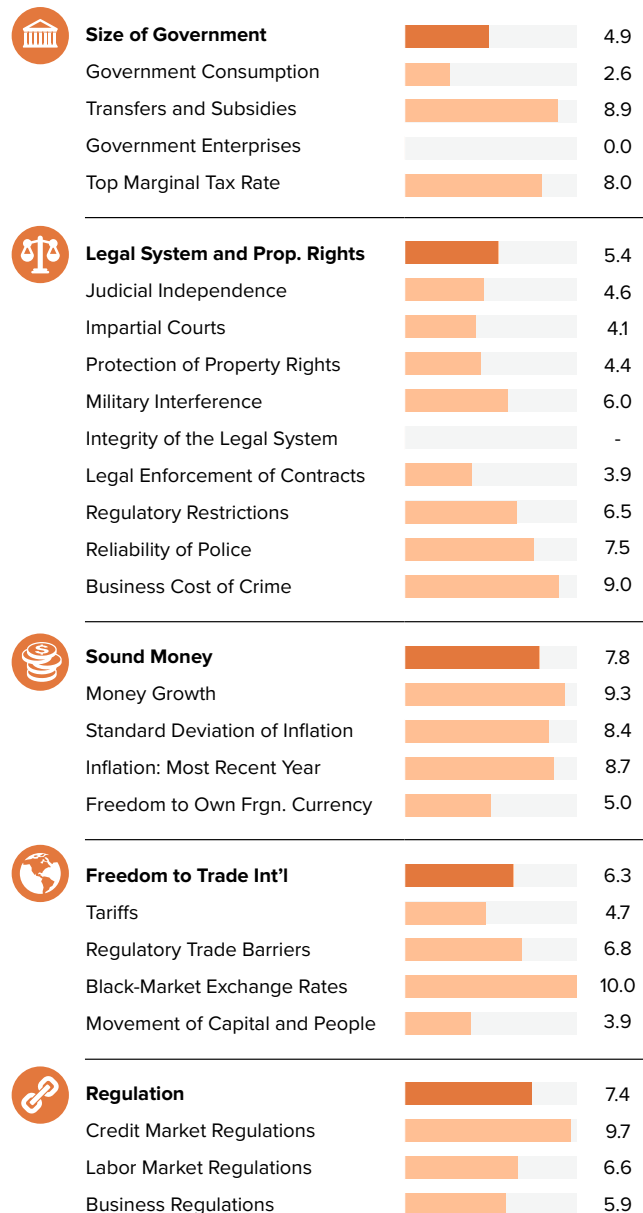
RANKING 100/162










Score 0–10

PERSONAL FREEDOM 6.69

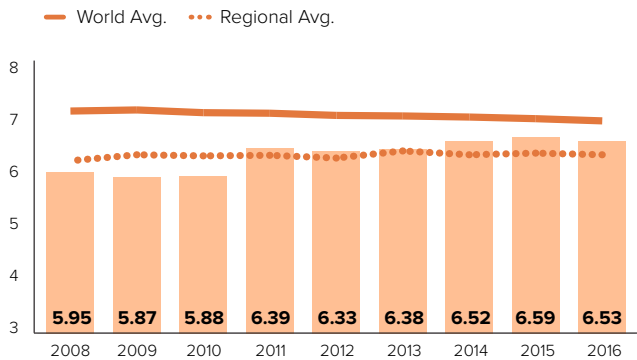
ECONOMIC FREEDOM 6.38

HUMAN FREEDOM 6.53**PERSONAL FREEDOM**Ranking
93/162**ECONOMIC FREEDOM**Ranking
114/162

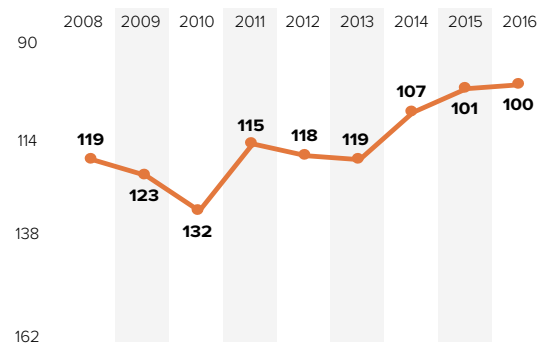
LESOTHO | SUB-SAHARAN AFRICA

	2008	2009	2010	2011	2012	2013	2014	2015	2016
HUMAN FREEDOM	5.95	5.87	5.88	6.39	6.33	6.38	6.52	6.59	6.53
ECONOMIC FREEDOM	6.07	6.03	6.08	6.21	6.19	6.32	6.47	6.49	6.38
PERSONAL FREEDOM	5.84	5.71	5.69	6.57	6.47	6.44	6.56	6.68	6.69
 Rule of Law	5.1	5.1	5.1	5.1	4.8	4.8	4.8	5.0	4.9
Procedural Justice	0.0	0.0	0.0	0.0	-	-	-	-	-
Civil Justice	0.0	0.0	0.0	0.0	-	-	-	-	-
Criminal Justice	0.0	0.0	0.0	0.0	-	-	-	-	-
 Security and Safety	5.0	4.8	4.8	5.1	5.1	5.7	5.5	5.6	5.7
Homicide	0.0	0.0	0.0	0.0	0.0	0.0	0.0	0.0	0.0
Disappearance, Conflict, Terrorism	10.0	9.5	9.5	9.5	9.5	9.5	9.0	9.4	9.5
Women Security, Safety	5.0	5.0	5.0	5.8	5.8	7.5	7.5	7.5	7.5
 Movement	8.3	8.3	8.3	10.0	10.0	10.0	10.0	10.0	10.0
Freedom of Domestic Movement	10.0	10.0	10.0	10.0	10.0	10.0	10.0	10.0	10.0
Freedom of Foreign Movement	10.0	10.0	10.0	10.0	10.0	10.0	10.0	10.0	10.0
Women's Freedom of Movement	5.0	5.0	5.0	10.0	10.0	10.0	10.0	10.0	10.0
 Religious Freedom	8.0	7.8	7.2	7.0	6.8	7.0	6.7	9.0	9.2
Freedom to Establish Religious Org.	-	-	-	-	-	-	-	-	-
Harassment and Physical Hostilities	8.4	9.1	8.0	7.6	6.9	7.6	6.9	9.8	9.7
Legal and Regulatory Restrictions	7.7	6.6	6.3	6.5	6.8	6.3	6.5	8.2	8.8
 Assoc., Assembly and Civil Society	-	-	-	-	-	-	-	-	-
Freedom of Association	-	-	-	-	-	-	-	-	-
Assembly and Demonstration	-	-	-	-	-	-	-	-	-
Est. & Operate Political Parties	-	-	-	-	-	-	-	-	-
Est. & Operate Professional Organizations	-	-	-	-	-	-	-	-	-
Est. & Operate Edu., Sporting and Cultural	-	-	-	-	-	-	-	-	-
 Expression and Information	7.6	7.1	7.6	7.6	7.6	7.8	7.7	7.7	7.5
Press Killed	10.0	10.0	10.0	10.0	10.0	10.0	10.0	10.0	10.0
Press Jailed	10.0	10.0	10.0	10.0	10.0	10.0	10.0	10.0	10.0
Laws and Reg. That Influence Media	5.3	4.3	5.3	5.3	5.3	5.7	5.7	5.7	5.7
Political Pressure, Control Media	5.3	4.3	5.3	5.3	5.3	5.5	5.3	5.0	4.5
Access to Cable and Satellite	-	-	-	-	-	-	-	-	-
Freedom of Access to Frgn. Info.	-	-	-	-	-	-	-	-	-
State Control over Internet Access	-	-	-	-	-	-	-	-	-
 Identity and Relationships	2.5	2.5	2.5	7.5	7.5	5.8	7.5	5.6	5.6
Legal Gender	-	-	-	-	-	-	-	0.0	0.0
Parental Rights	0.0	0.0	0.0	10.0	10.0	7.5	7.5	7.5	7.5
Same-Sex Relationships	5.0	5.0	5.0	5.0	5.0	5.0	10.0	10.0	10.0
Divorce	-	-	-	-	-	5.0	5.0	5.0	5.0

Human Freedom Score over Time



Human Freedom Ranking over Time



LIBERIA

SUB-SAHARAN AFRICA

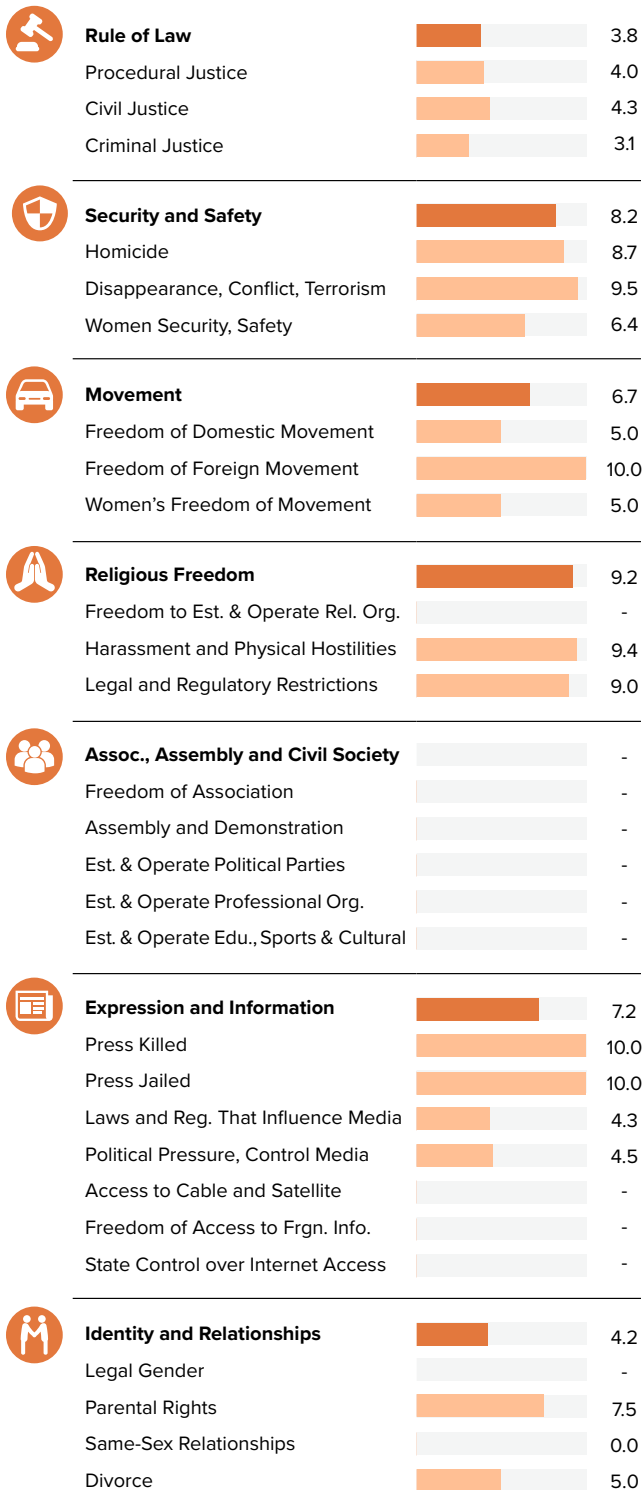
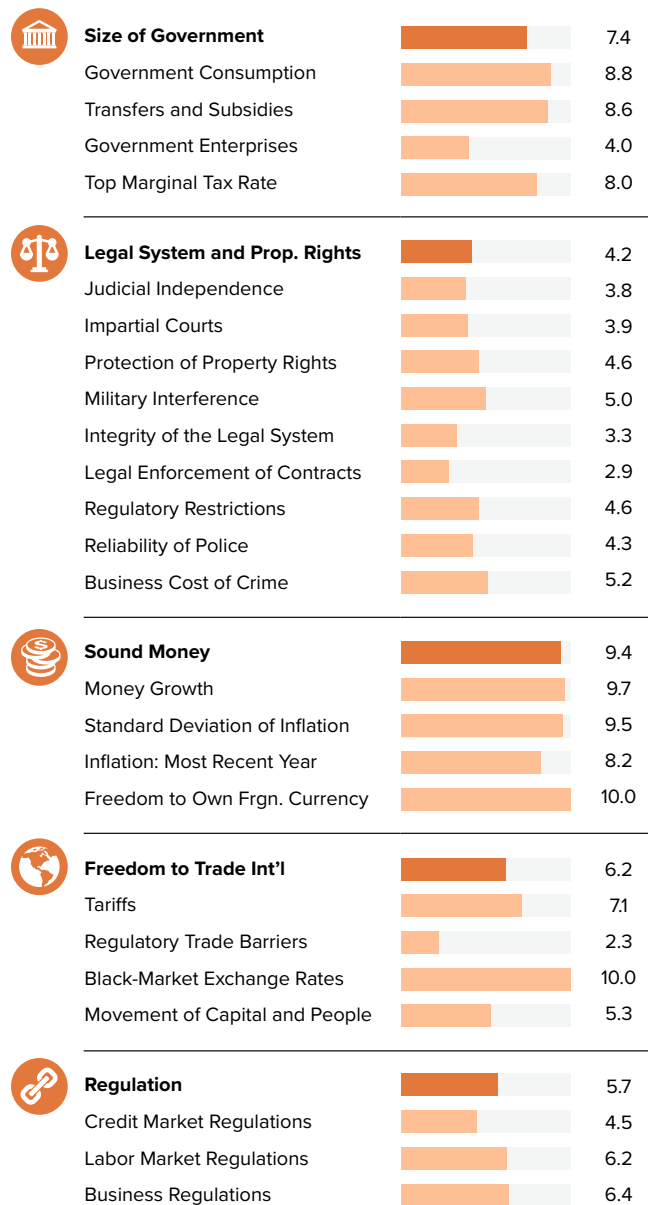
RANKING 106/162










Score 0–10

PERSONAL FREEDOM 6.40

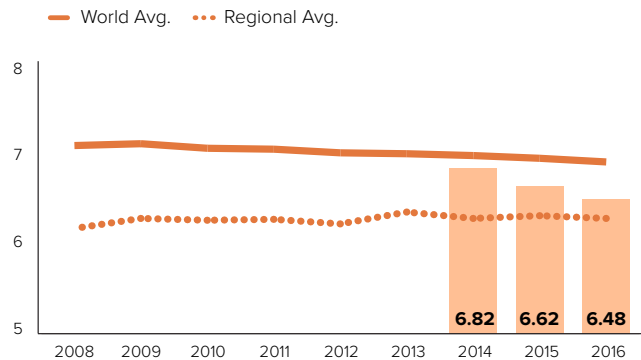
ECONOMIC FREEDOM 6.56

HUMAN FREEDOM 6.48**PERSONAL FREEDOM**Ranking
105/162**ECONOMIC FREEDOM**Ranking
100/162

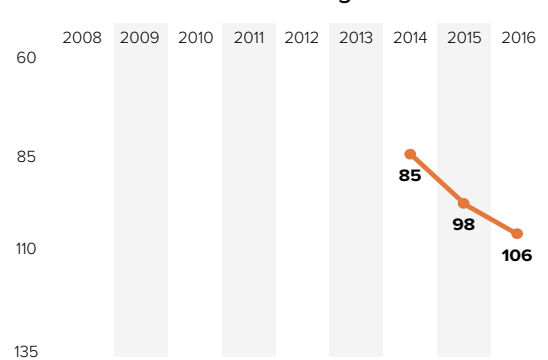
LIBERIA | SUB-SAHARAN AFRICA

	2008	2009	2010	2011	2012	2013	2014	2015	2016
HUMAN FREEDOM	-	-	-	-	-	-	6.82	6.62	6.48
ECONOMIC FREEDOM	-	-	-	-	-	-	7.18	6.87	6.56
PERSONAL FREEDOM	-	-	-	-	-	-	6.46	6.37	6.40
 Rule of Law	-	-	-	-	-	-	4.1	3.7	3.8
Procedural Justice	-	-	-	-	-	-	4.6	4.0	4.0
Civil Justice	-	-	-	-	-	-	4.4	4.5	4.3
Criminal Justice	-	-	-	-	-	-	3.2	2.6	3.1
 Security and Safety	-	-	-	-	-	-	8.2	8.2	8.2
Homicide	-	-	-	-	-	-	8.7	8.7	8.7
Disappearance, Conflict, Terrorism	-	-	-	-	-	-	9.5	9.5	9.5
Women Security, Safety	-	-	-	-	-	-	6.4	6.4	6.4
 Movement	-	-	-	-	-	-	6.7	6.7	6.7
Freedom of Domestic Movement	-	-	-	-	-	-	5.0	5.0	5.0
Freedom of Foreign Movement	-	-	-	-	-	-	10.0	10.0	10.0
Women's Freedom of Movement	-	-	-	-	-	-	5.0	5.0	5.0
 Religious Freedom	-	-	-	-	-	-	9.1	9.0	9.2
Freedom to Establish Religious Org.	-	-	-	-	-	-	-	-	-
Harassment and Physical Hostilities	-	-	-	-	-	-	9.7	9.2	9.4
Legal and Regulatory Restrictions	-	-	-	-	-	-	8.5	8.8	9.0
 Assoc., Assembly and Civil Society	-	-	-	-	-	-	-	-	-
Freedom of Association	-	-	-	-	-	-	-	-	-
Assembly and Demonstration	-	-	-	-	-	-	-	-	-
Est. & Operate Political Parties	-	-	-	-	-	-	-	-	-
Est. & Operate Professional Organizations	-	-	-	-	-	-	-	-	-
Est. & Operate Edu., Sporting and Cultural	-	-	-	-	-	-	-	-	-
 Expression and Information	-	-	-	-	-	-	7.2	7.4	7.2
Press Killed	-	-	-	-	-	-	10.0	10.0	10.0
Press Jailed	-	-	-	-	-	-	10.0	10.0	10.0
Laws and Reg. That Influence Media	-	-	-	-	-	-	4.3	4.7	4.3
Political Pressure, Control Media	-	-	-	-	-	-	4.5	4.8	4.5
Access to Cable and Satellite	-	-	-	-	-	-	-	-	-
Freedom of Access to Frgn. Info.	-	-	-	-	-	-	-	-	-
State Control over Internet Access	-	-	-	-	-	-	-	-	-
 Identity and Relationships	-	-	-	-	-	-	4.2	4.2	4.2
Legal Gender	-	-	-	-	-	-	-	-	-
Parental Rights	-	-	-	-	-	-	7.5	7.5	7.5
Same-Sex Relationships	-	-	-	-	-	-	0.0	0.0	0.0
Divorce	-	-	-	-	-	-	5.0	5.0	5.0

Human Freedom Score over Time



Human Freedom Ranking over Time



LIBYA

MIDDLE EAST & NORTH AFRICA
RANKING 158/162



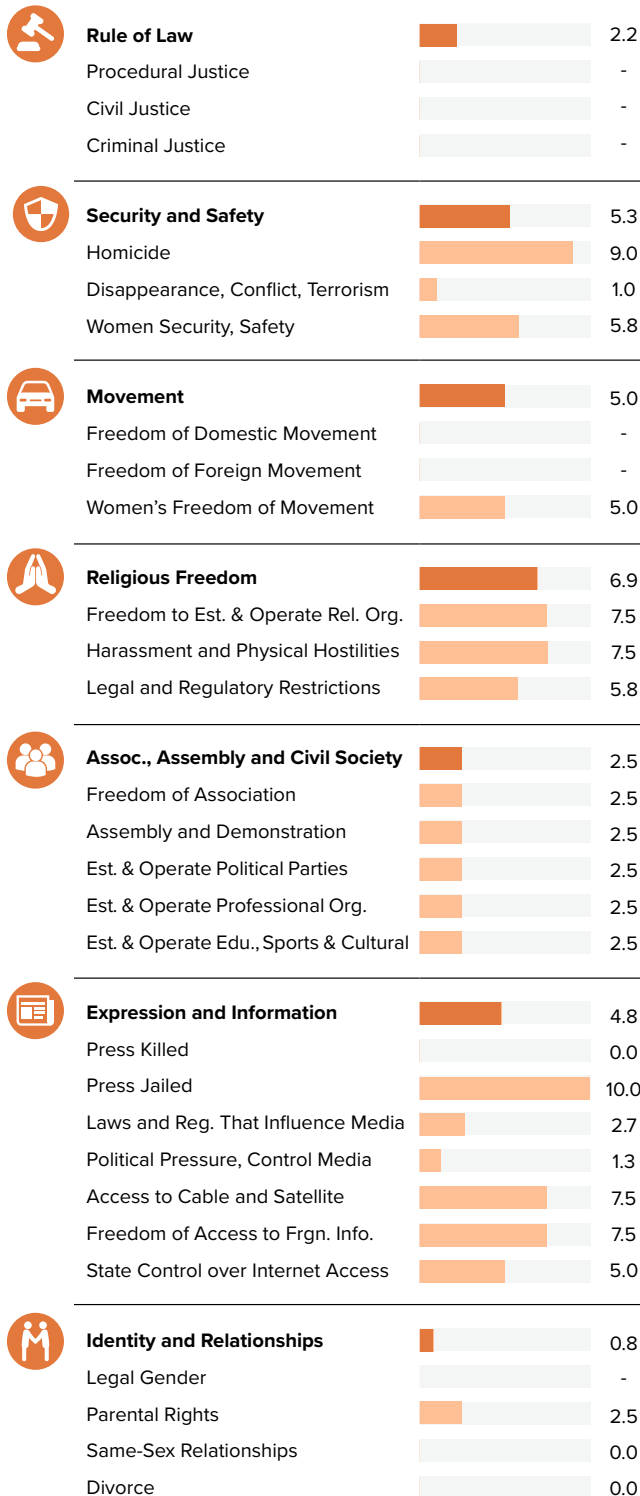
Score 0–10

PERSONAL FREEDOM 3.88

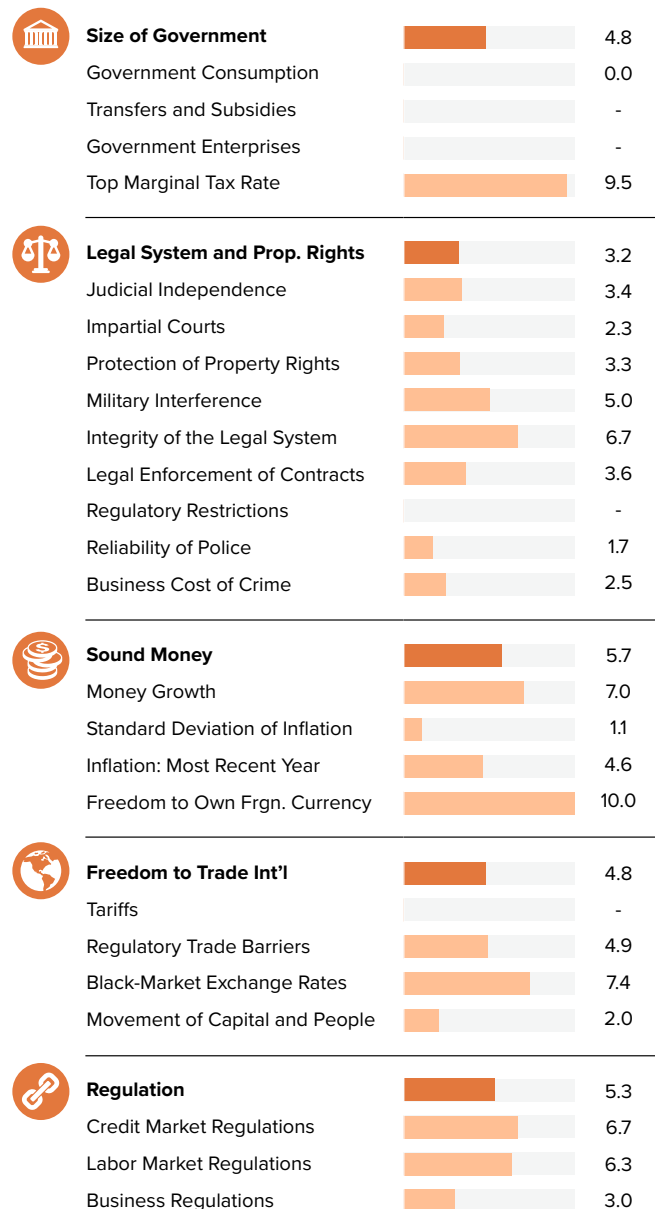
ECONOMIC FREEDOM 4.74

HUMAN FREEDOM 4.31








PERSONAL FREEDOM

Ranking
159/162

ECONOMIC FREEDOM

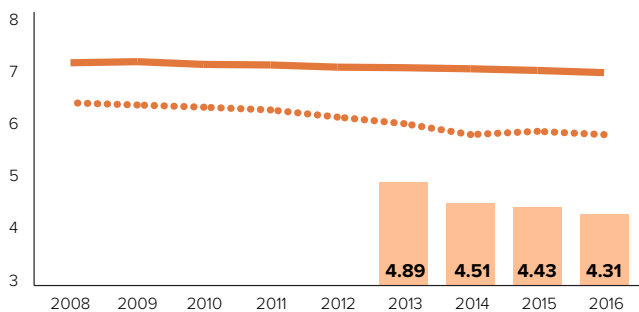
Ranking
161/162

LIBYA | MIDDLE EAST & NORTH AFRICA

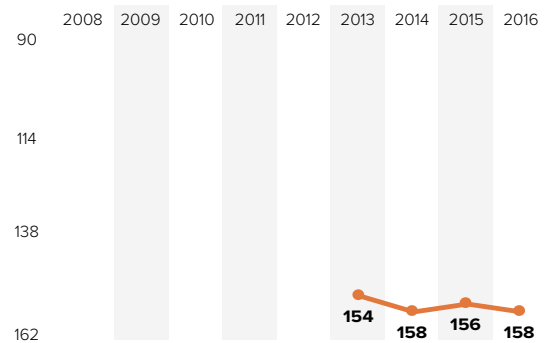
	2008	2009	2010	2011	2012	2013	2014	2015	2016
HUMAN FREEDOM	-	-	-	-	-	4.89	4.51	4.43	4.31
ECONOMIC FREEDOM	-	-	-	-	-	4.78	4.81	4.89	4.74
PERSONAL FREEDOM	-	-	-	-	-	5.00	4.22	3.97	3.88
 Rule of Law	-	-	-	-	-	3.5	2.8	2.5	2.2
Procedural Justice	-	-	-	-	-	-	-	-	-
Civil Justice	-	-	-	-	-	-	-	-	-
Criminal Justice	-	-	-	-	-	-	-	-	-
 Security and Safety	-	-	-	-	-	5.8	5.3	5.3	5.3
Homicide	-	-	-	-	-	9.0	9.0	9.0	9.0
Disappearance, Conflict, Terrorism	-	-	-	-	-	2.5	1.0	1.0	1.0
Women Security, Safety	-	-	-	-	-	5.8	5.8	5.8	5.8
 Movement	-	-	-	-	-	3.3	5.0	5.0	5.0
Freedom of Domestic Movement	-	-	-	-	-	0.0	-	-	-
Freedom of Foreign Movement	-	-	-	-	-	5.0	-	-	-
Women's Freedom of Movement	-	-	-	-	-	5.0	5.0	5.0	5.0
 Religious Freedom	-	-	-	-	-	8.7	8.7	7.0	6.9
Freedom to Establish Religious Org.	-	-	-	-	-	7.5	7.5	7.5	7.5
Harassment and Physical Hostilities	-	-	-	-	-	9.4	9.8	7.6	7.5
Legal and Regulatory Restrictions	-	-	-	-	-	9.0	8.9	6.1	5.8
 Assoc., Assembly and Civil Society	-	-	-	-	-	7.5	2.5	2.5	2.5
Freedom of Association	-	-	-	-	-	7.5	2.5	2.5	2.5
Assembly and Demonstration	-	-	-	-	-	7.5	2.5	2.5	2.5
Est. & Operate Political Parties	-	-	-	-	-	7.5	2.5	2.5	2.5
Est. & Operate Professional Organizations	-	-	-	-	-	6.3	2.5	2.5	2.5
Est. & Operate Edu., Sporting and Cultural	-	-	-	-	-	7.5	2.5	2.5	2.5
 Expression and Information	-	-	-	-	-	6.4	4.9	4.9	4.8
Press Killed	-	-	-	-	-	0.0	0.0	0.0	0.0
Press Jailed	-	-	-	-	-	10.0	10.0	10.0	10.0
Laws and Reg. That Influence Media	-	-	-	-	-	4.7	2.7	2.7	2.7
Political Pressure, Control Media	-	-	-	-	-	2.8	1.8	1.5	1.3
Access to Cable and Satellite	-	-	-	-	-	10.0	7.5	7.5	7.5
Freedom of Access to Frgn. Info.	-	-	-	-	-	10.0	7.5	7.5	7.5
State Control over Internet Access	-	-	-	-	-	7.5	5.0	5.0	5.0
 Identity and Relationships	-	-	-	-	-	0.8	0.8	0.8	0.8
Legal Gender	-	-	-	-	-	-	-	-	-
Parental Rights	-	-	-	-	-	2.5	2.5	2.5	2.5
Same-Sex Relationships	-	-	-	-	-	0.0	0.0	0.0	0.0
Divorce	-	-	-	-	-	0.0	0.0	0.0	0.0

Human Freedom Score over Time

— World Avg. ●●● Regional Avg.



Human Freedom Ranking over Time



LITHUANIA

EASTERN EUROPE

RANKING 20/162



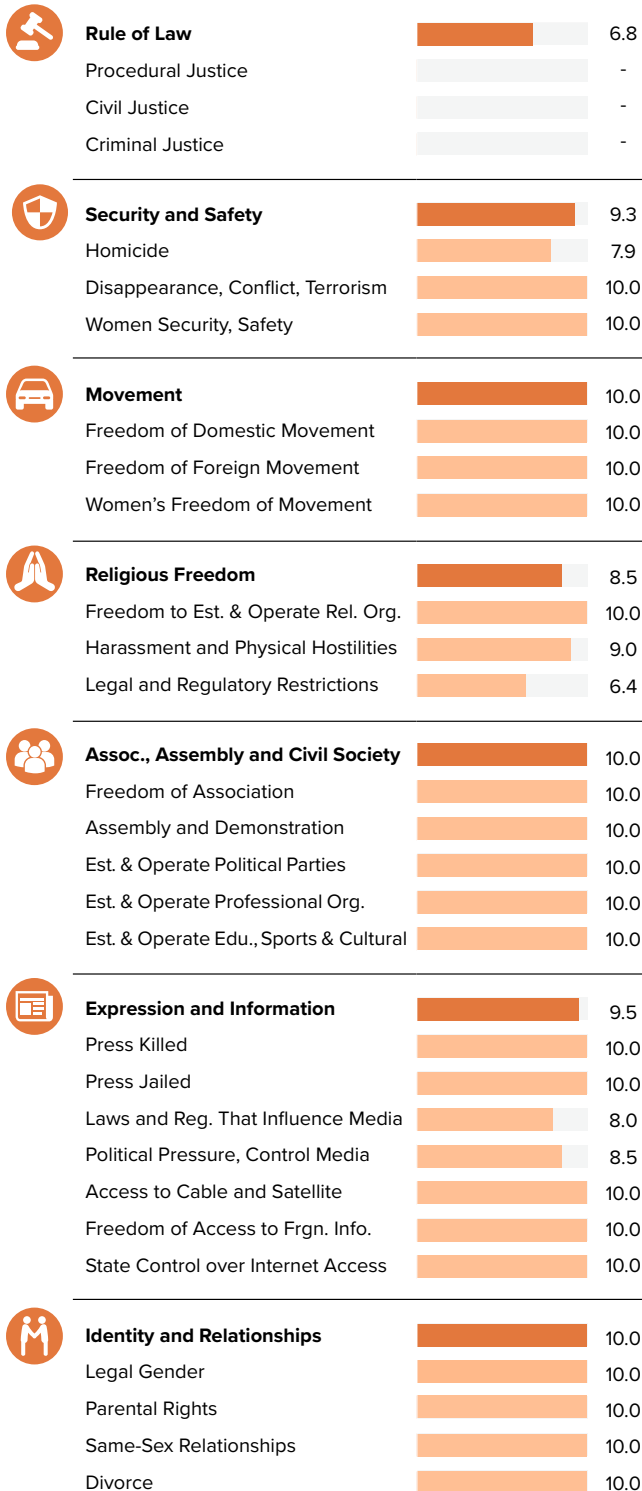
Score 0–10

PERSONAL FREEDOM 8.82
ECONOMIC FREEDOM 7.86

HUMAN FREEDOM 8.34

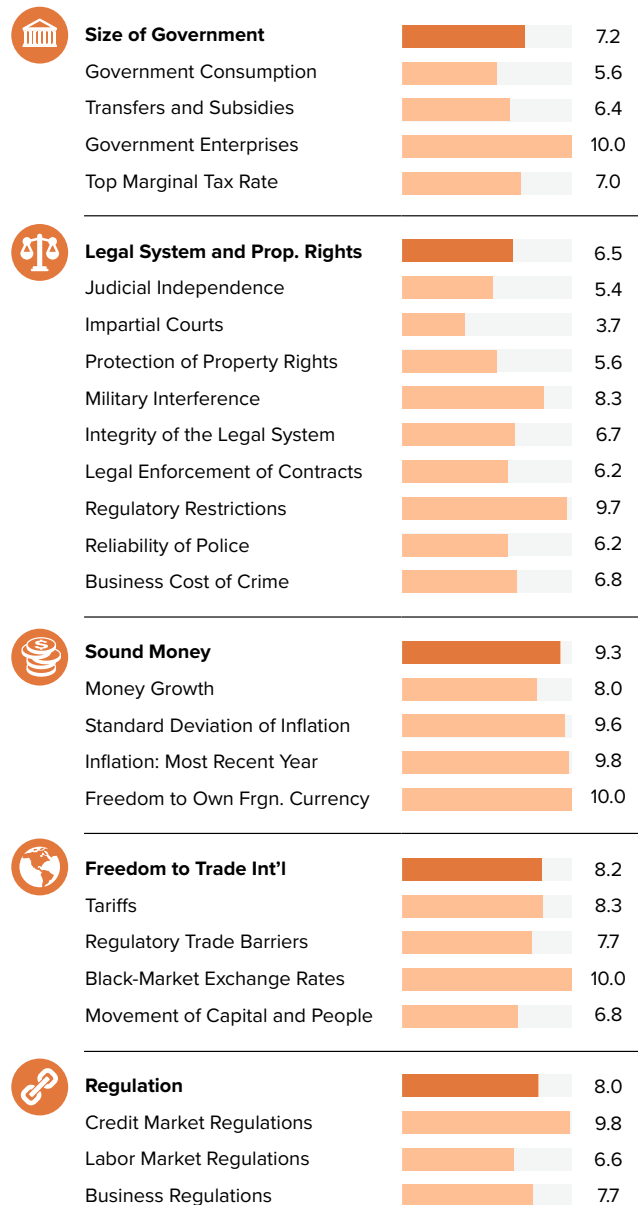
PERSONAL FREEDOM

Ranking
24/162










ECONOMIC FREEDOM

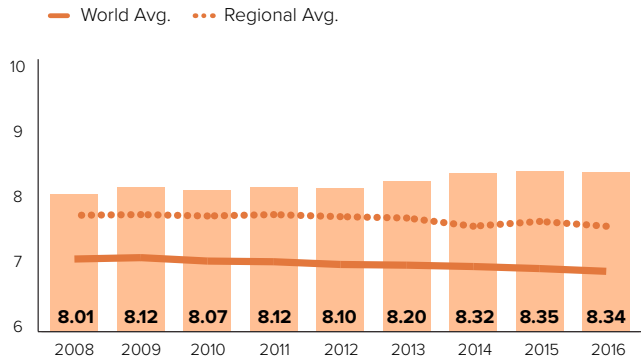
Ranking
13/162



LITHUANIA | EASTERN EUROPE

	2008	2009	2010	2011	2012	2013	2014	2015	2016
HUMAN FREEDOM	8.01	8.12	8.07	8.12	8.10	8.20	8.32	8.35	8.34
ECONOMIC FREEDOM	7.44	7.55	7.47	7.50	7.52	7.72	7.91	7.86	7.86
PERSONAL FREEDOM	8.58	8.69	8.66	8.74	8.68	8.67	8.73	8.84	8.82
 Rule of Law	6.5	6.5	6.5	6.5	6.4	6.4	6.5	6.8	6.8
Procedural Justice	-	-	-	-	-	-	-	-	-
Civil Justice	-	-	-	-	-	-	-	-	-
Criminal Justice	-	-	-	-	-	-	-	-	-
 Security and Safety	8.8	8.9	9.1	9.1	9.1	9.1	9.3	9.2	9.3
Homicide	6.3	6.8	7.2	7.3	7.3	7.4	7.9	7.7	7.9
Disappearance, Conflict, Terrorism	10.0	10.0	10.0	10.0	10.0	10.0	10.0	10.0	10.0
Women Security, Safety	10.0	10.0	10.0	10.0	10.0	10.0	10.0	10.0	10.0
 Movement	10.0	10.0	10.0	10.0	10.0	10.0	10.0	10.0	10.0
Freedom of Domestic Movement	10.0	10.0	10.0	10.0	10.0	10.0	10.0	10.0	10.0
Freedom of Foreign Movement	10.0	10.0	10.0	10.0	10.0	10.0	10.0	10.0	10.0
Women's Freedom of Movement	10.0	10.0	10.0	10.0	10.0	10.0	10.0	10.0	10.0
 Religious Freedom	8.8	9.2	9.0	8.9	8.6	8.4	8.4	8.8	8.5
Freedom to Establish Religious Org.	10.0	10.0	10.0	10.0	10.0	10.0	10.0	10.0	10.0
Harassment and Physical Hostilities	9.4	9.5	9.6	9.4	9.4	9.0	9.1	9.0	9.0
Legal and Regulatory Restrictions	7.0	8.1	7.3	7.2	6.3	6.3	6.1	7.6	6.4
 Assoc., Assembly and Civil Society	9.3	9.3	9.3	10.0	10.0	10.0	10.0	10.0	10.0
Freedom of Association	10.0	10.0	10.0	10.0	10.0	10.0	10.0	10.0	10.0
Assembly and Demonstration	7.5	7.5	7.5	10.0	10.0	10.0	10.0	10.0	10.0
Est. & Operate Political Parties	8.8	8.8	8.8	10.0	10.0	10.0	10.0	10.0	10.0
Est. & Operate Professional Organizations	10.0	10.0	10.0	10.0	10.0	10.0	10.0	10.0	10.0
Est. & Operate Edu., Sporting and Cultural	10.0	10.0	10.0	10.0	10.0	10.0	10.0	10.0	10.0
 Expression and Information	9.5	9.8	9.4	9.4	9.4	9.4	9.4	9.5	9.5
Press Killed	10.0	10.0	10.0	10.0	10.0	10.0	10.0	10.0	10.0
Press Jailed	10.0	10.0	10.0	10.0	10.0	10.0	10.0	10.0	10.0
Laws and Reg. That Influence Media	8.3	9.3	8.3	8.3	8.0	8.0	7.7	8.0	8.0
Political Pressure, Control Media	8.3	9.3	7.8	7.8	8.0	8.0	8.0	8.3	8.5
Access to Cable and Satellite	10.0	10.0	10.0	10.0	10.0	10.0	10.0	10.0	10.0
Freedom of Access to Frgn. Info.	10.0	10.0	10.0	10.0	10.0	10.0	10.0	10.0	10.0
State Control over Internet Access	10.0	10.0	10.0	10.0	10.0	10.0	10.0	10.0	10.0
 Identity and Relationships	10.0	10.0	10.0	10.0	10.0	10.0	10.0	10.0	10.0
Legal Gender	-	-	-	-	-	-	-	10.0	10.0
Parental Rights	10.0	10.0	10.0	10.0	10.0	10.0	10.0	10.0	10.0
Same-Sex Relationships	10.0	10.0	10.0	10.0	10.0	10.0	10.0	10.0	10.0
Divorce	-	-	-	-	-	10.0	10.0	10.0	10.0

Human Freedom Score over Time



Human Freedom Ranking over Time



LUXEMBOURG

WESTERN EUROPE

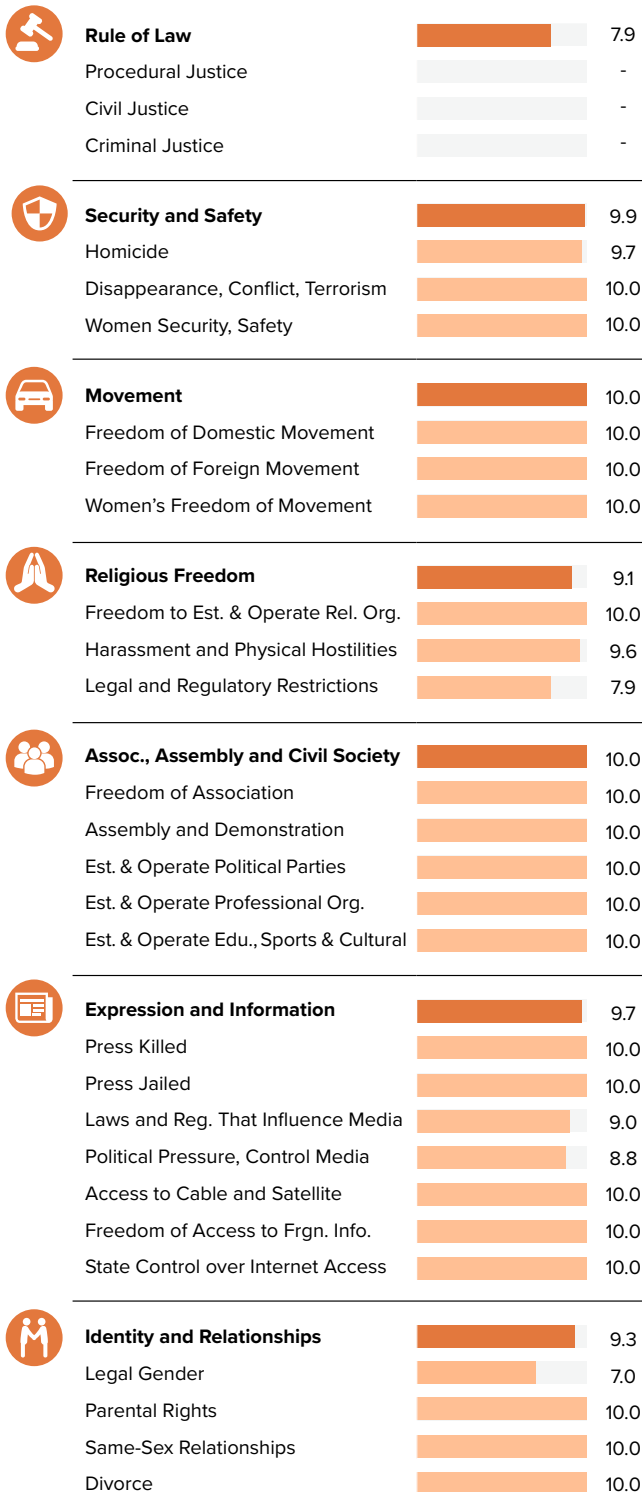
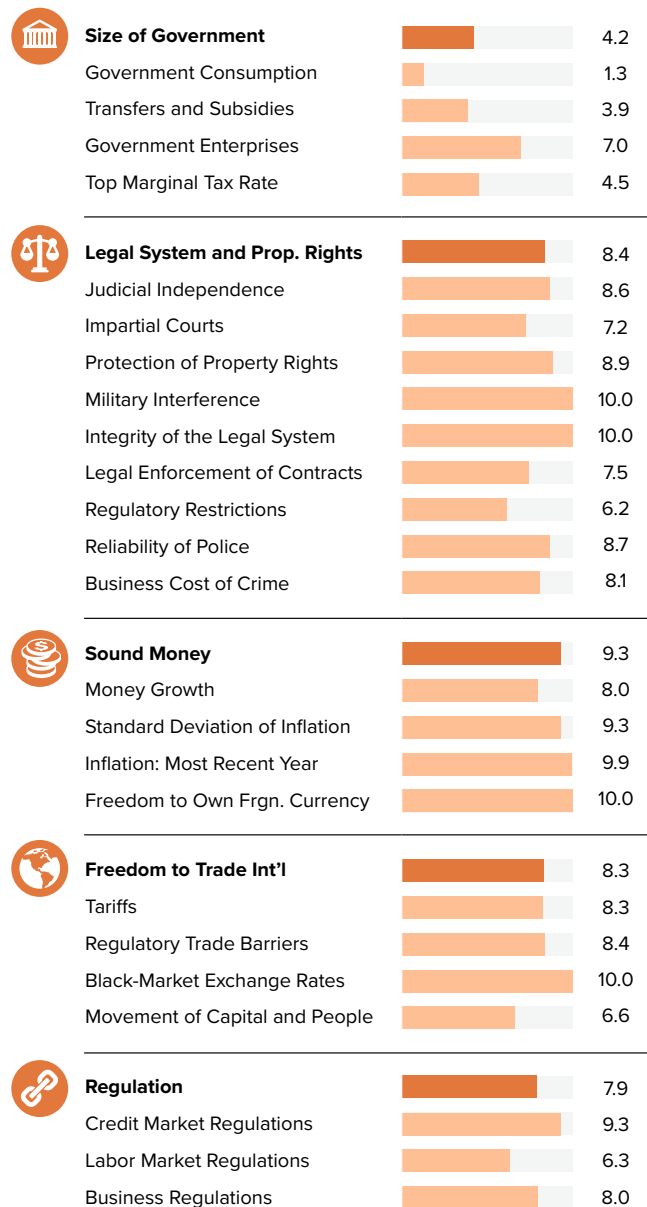
RANKING 15/162










Score 0–10

PERSONAL FREEDOM 9.26

ECONOMIC FREEDOM 7.60

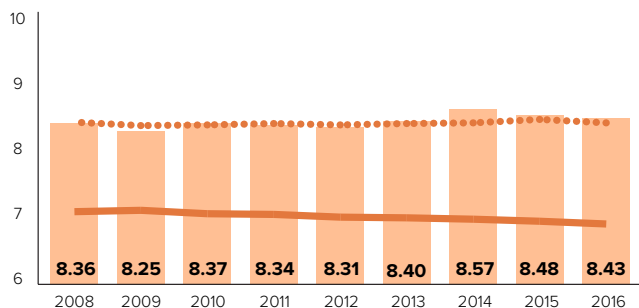
HUMAN FREEDOM 8.43**PERSONAL FREEDOM**Ranking
7/162**ECONOMIC FREEDOM**Ranking
25/162

LUXEMBOURG | WESTERN EUROPE

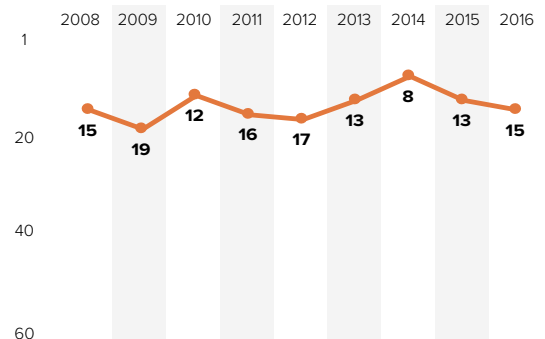
	2008	2009	2010	2011	2012	2013	2014	2015	2016
HUMAN FREEDOM	8.36	8.25	8.37	8.34	8.31	8.40	8.57	8.48	8.43
ECONOMIC FREEDOM	7.62	7.51	7.53	7.48	7.46	7.61	7.78	7.64	7.60
PERSONAL FREEDOM	9.11	8.98	9.20	9.20	9.17	9.19	9.36	9.33	9.26
 Rule of Law	8.0	8.0	8.0	8.0	7.9	7.9	8.0	8.2	7.9
Procedural Justice	-	-	-	-	-	-	-	-	-
Civil Justice	-	-	-	-	-	-	-	-	-
Criminal Justice	-	-	-	-	-	-	-	-	-
 Security and Safety	9.6	9.9	9.7	9.9	10.0	10.0	9.9	9.9	9.9
Homicide	9.3	9.6	9.2	9.7	9.9	9.9	9.7	9.7	9.7
Disappearance, Conflict, Terrorism	9.5	10.0	10.0	10.0	10.0	10.0	10.0	10.0	10.0
Women Security, Safety	10.0	10.0	10.0	10.0	10.0	10.0	10.0	10.0	10.0
 Movement	10.0	10.0	10.0	10.0	10.0	10.0	10.0	10.0	10.0
Freedom of Domestic Movement	10.0	10.0	10.0	10.0	10.0	10.0	10.0	10.0	10.0
Freedom of Foreign Movement	10.0	10.0	10.0	10.0	10.0	10.0	10.0	10.0	10.0
Women's Freedom of Movement	10.0	10.0	10.0	10.0	10.0	10.0	10.0	10.0	10.0
 Religious Freedom	8.0	8.3	8.6	8.2	8.1	8.3	9.0	9.0	9.1
Freedom to Establish Religious Org.	-	-	-	-	-	-	10.0	10.0	10.0
Harassment and Physical Hostilities	9.1	9.3	9.1	9.2	9.2	9.3	9.3	9.9	9.6
Legal and Regulatory Restrictions	7.0	7.3	8.0	7.3	7.0	7.2	7.8	7.1	7.9
 Assoc., Assembly and Civil Society	-	-	-	-	-	-	10.0	10.0	10.0
Freedom of Association	-	-	-	-	-	-	10.0	10.0	10.0
Assembly and Demonstration	-	-	-	-	-	-	10.0	10.0	10.0
Est. & Operate Political Parties	-	-	-	-	-	-	10.0	10.0	10.0
Est. & Operate Professional Organizations	-	-	-	-	-	-	10.0	10.0	10.0
Est. & Operate Edu., Sporting and Cultural	-	-	-	-	-	-	10.0	10.0	10.0
 Expression and Information	9.6	7.9	9.6	9.6	9.6	9.6	9.8	9.7	9.7
Press Killed	10.0	10.0	10.0	10.0	10.0	10.0	10.0	10.0	10.0
Press Jailed	10.0	10.0	10.0	10.0	10.0	10.0	10.0	10.0	10.0
Laws and Reg. That Influence Media	9.3	6.0	9.3	9.3	9.3	9.3	9.3	9.0	9.0
Political Pressure, Control Media	9.3	5.5	9.3	9.3	9.0	9.0	9.0	9.0	8.8
Access to Cable and Satellite	-	-	-	-	-	-	10.0	10.0	10.0
Freedom of Access to Frgn. Info.	-	-	-	-	-	-	10.0	10.0	10.0
State Control over Internet Access	-	-	-	-	-	-	10.0	10.0	10.0
 Identity and Relationships	10.0	10.0	10.0	10.0	10.0	10.0	10.0	9.3	9.3
Legal Gender	-	-	-	-	-	-	-	7.0	7.0
Parental Rights	10.0	10.0	10.0	10.0	10.0	10.0	10.0	10.0	10.0
Same-Sex Relationships	10.0	10.0	10.0	10.0	10.0	10.0	10.0	10.0	10.0
Divorce	-	-	-	-	-	10.0	10.0	10.0	10.0

Human Freedom Score over Time

— World Avg. ●●● Regional Avg.



Human Freedom Ranking over Time



MACEDONIA

EASTERN EUROPE

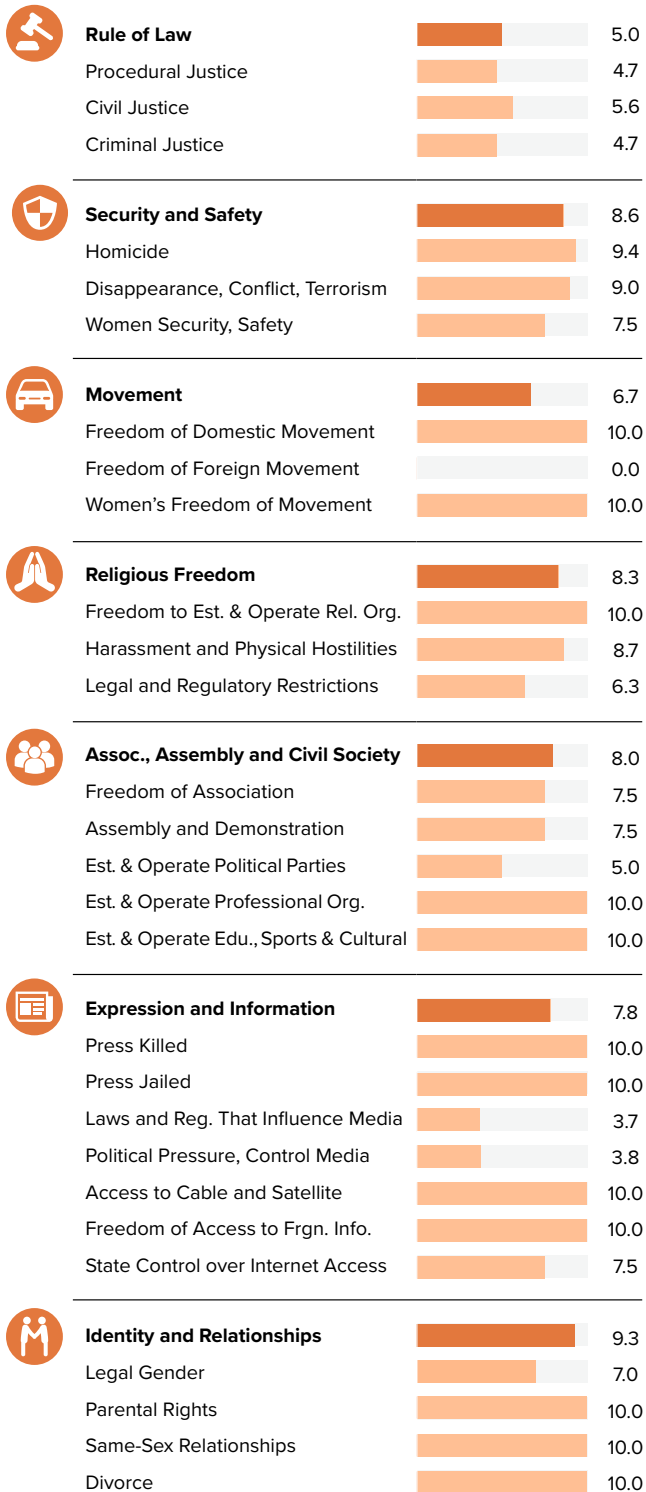
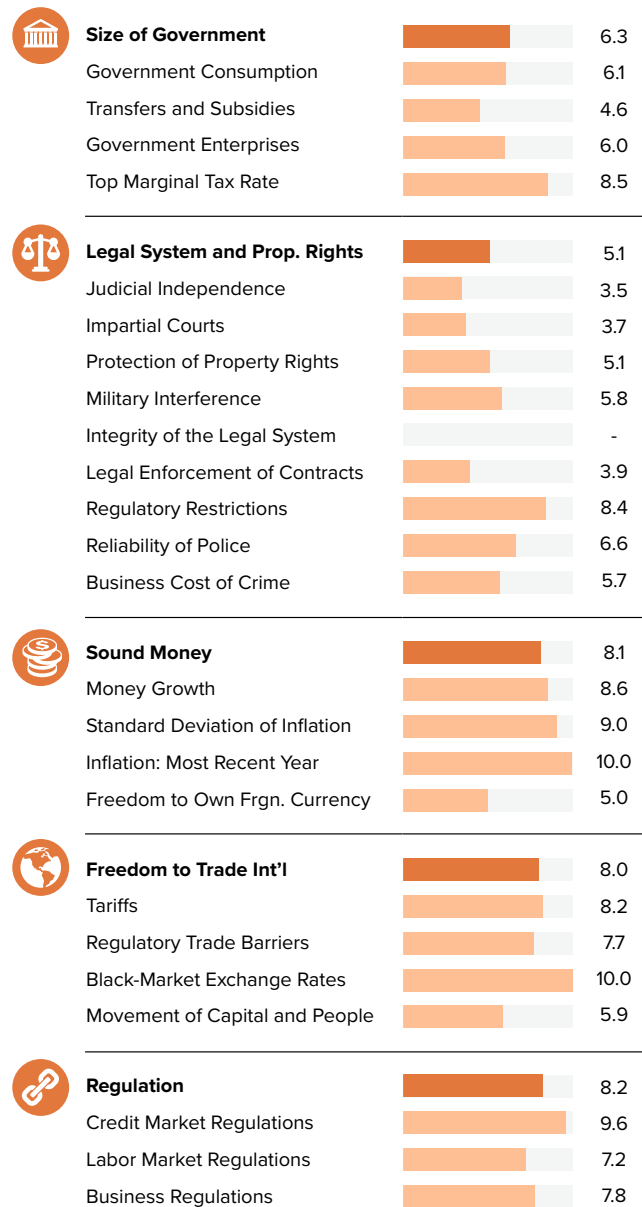
RANKING 56/162










Score 0–10

PERSONAL FREEDOM 7.41

ECONOMIC FREEDOM 7.13

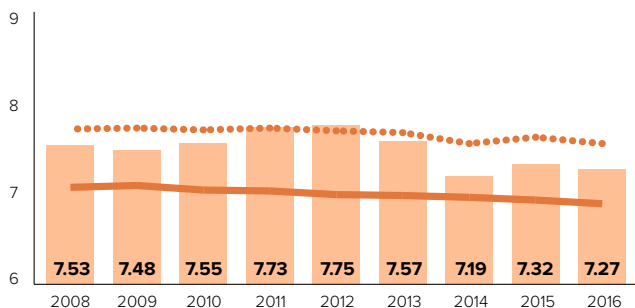
HUMAN FREEDOM 7.27**PERSONAL FREEDOM**Ranking
67/162**ECONOMIC FREEDOM**Ranking
68/162

MACEDONIA | EASTERN EUROPE

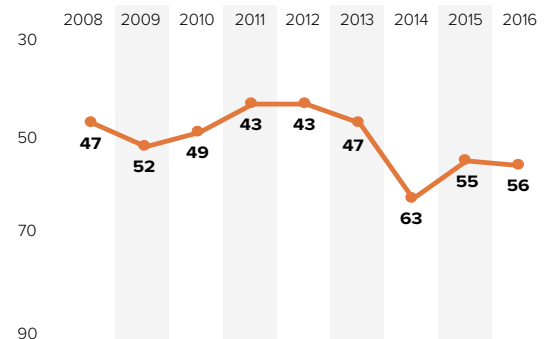
	2008	2009	2010	2011	2012	2013	2014	2015	2016
HUMAN FREEDOM	7.53	7.48	7.55	7.73	7.75	7.57	7.19	7.32	7.27
ECONOMIC FREEDOM	6.83	6.89	6.93	7.11	7.23	7.19	7.24	7.16	7.13
PERSONAL FREEDOM	8.24	8.08	8.17	8.35	8.26	7.94	7.14	7.47	7.41
 Rule of Law	5.6	5.6	5.6	5.6	5.5	5.5	3.3	5.1	5.0
Procedural Justice	6.0	6.0	6.0	6.0	6.1	6.1	4.8	4.6	4.7
Civil Justice	5.3	5.3	5.3	5.3	5.4	5.4	5.7	5.6	5.6
Criminal Justice	5.3	5.3	5.3	5.3	5.0	5.0	4.4	5.1	4.7
 Security and Safety	9.0	9.0	9.0	9.6	9.6	8.9	8.8	8.6	8.6
Homicide	9.3	9.3	9.2	9.4	9.4	9.6	9.4	9.4	9.4
Disappearance, Conflict, Terrorism	9.2	9.5	9.5	9.5	9.3	9.5	9.4	9.0	9.0
Women Security, Safety	8.3	8.3	8.3	10.0	10.0	7.5	7.5	7.5	7.5
 Movement	10.0	10.0	10.0	10.0	10.0	10.0	6.7	6.7	6.7
Freedom of Domestic Movement	10.0	10.0	10.0	10.0	10.0	10.0	10.0	10.0	10.0
Freedom of Foreign Movement	10.0	10.0	10.0	10.0	10.0	10.0	0.0	0.0	0.0
Women's Freedom of Movement	10.0	10.0	10.0	10.0	10.0	10.0	10.0	10.0	10.0
 Religious Freedom	9.0	8.6	8.4	9.0	8.7	8.8	9.2	8.6	8.3
Freedom to Establish Religious Org.	-	-	-	-	-	-	10.0	10.0	10.0
Harassment and Physical Hostilities	9.0	8.9	8.7	8.9	8.9	8.9	9.0	8.5	8.7
Legal and Regulatory Restrictions	8.9	8.2	8.0	9.0	8.5	8.6	8.6	7.2	6.3
 Assoc., Assembly and Civil Society	-	-	-	-	-	-	8.0	8.0	8.0
Freedom of Association	-	-	-	-	-	-	7.5	7.5	7.5
Assembly and Demonstration	-	-	-	-	-	-	7.5	7.5	7.5
Est. & Operate Political Parties	-	-	-	-	-	-	5.0	5.0	5.0
Est. & Operate Professional Organizations	-	-	-	-	-	-	10.0	10.0	10.0
Est. & Operate Edu., Sporting and Cultural	-	-	-	-	-	-	10.0	10.0	10.0
 Expression and Information	7.8	6.8	7.8	7.4	7.2	6.1	7.3	7.9	7.8
Press Killed	10.0	10.0	10.0	10.0	10.0	10.0	10.0	10.0	10.0
Press Jailed	10.0	10.0	10.0	10.0	10.0	5.2	5.2	10.0	10.0
Laws and Reg. That Influence Media	6.0	4.3	6.0	4.7	4.3	4.3	4.0	3.7	3.7
Political Pressure, Control Media	5.3	2.8	5.0	4.8	4.5	4.8	4.8	4.0	3.8
Access to Cable and Satellite	-	-	-	-	-	-	10.0	10.0	10.0
Freedom of Access to Frgn. Info.	-	-	-	-	-	-	10.0	10.0	10.0
State Control over Internet Access	-	-	-	-	-	-	7.5	7.5	7.5
 Identity and Relationships	10.0	10.0	10.0	10.0	10.0	10.0	10.0	9.3	9.3
Legal Gender	-	-	-	-	-	-	-	7.0	7.0
Parental Rights	10.0	10.0	10.0	10.0	10.0	10.0	10.0	10.0	10.0
Same-Sex Relationships	10.0	10.0	10.0	10.0	10.0	10.0	10.0	10.0	10.0
Divorce	-	-	-	-	-	10.0	10.0	10.0	10.0

Human Freedom Score over Time

— World Avg. ●●● Regional Avg.



Human Freedom Ranking over Time



MADAGASCAR

SUB-SAHARAN AFRICA

RANKING 103/162



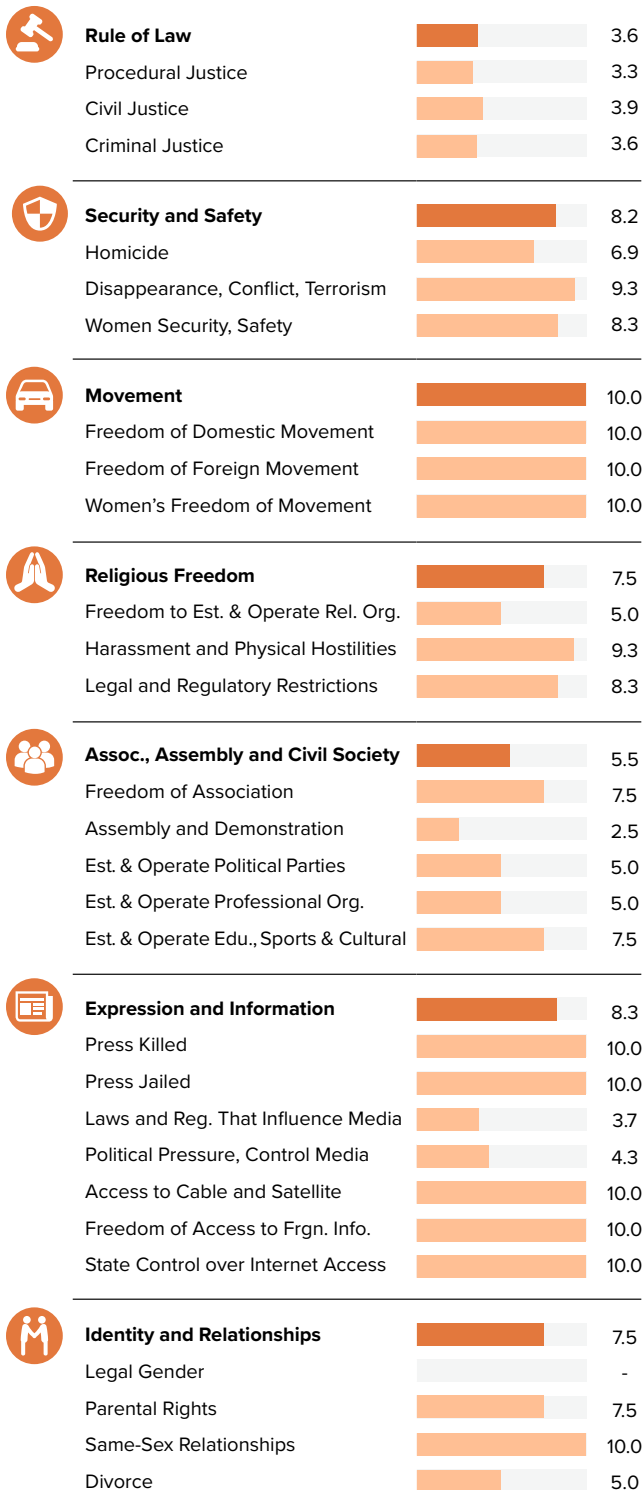
Score 0–10

PERSONAL FREEDOM 6.84

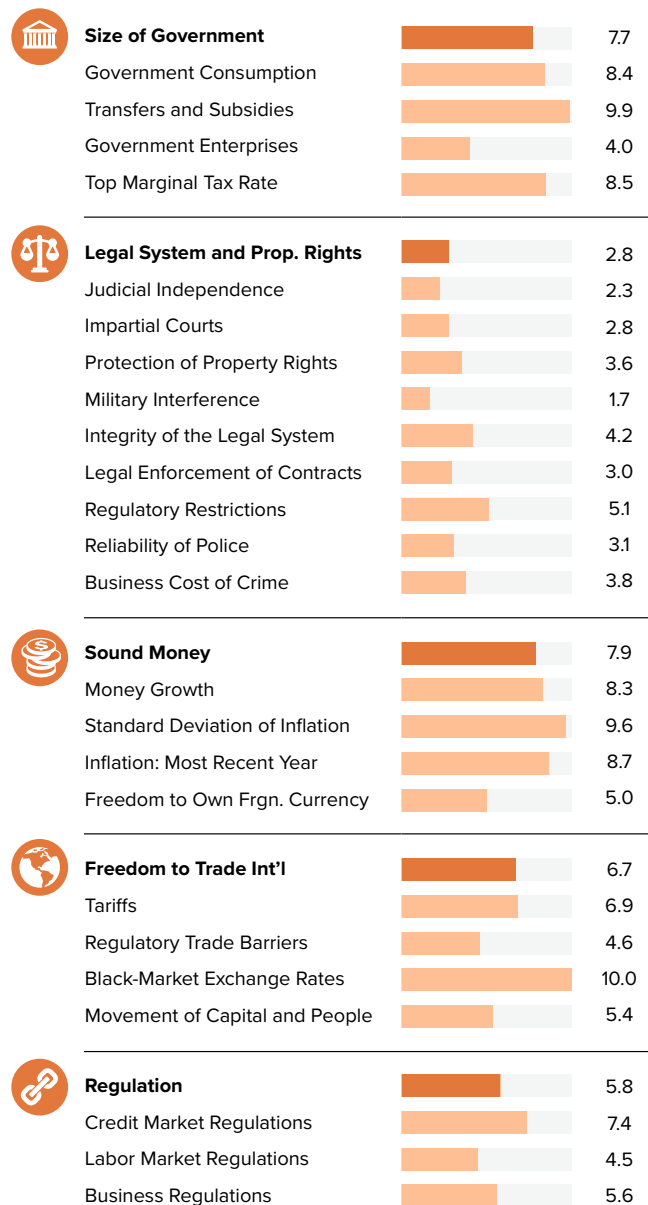
ECONOMIC FREEDOM 6.19

HUMAN FREEDOM 6.51








PERSONAL FREEDOM

Ranking
88/162

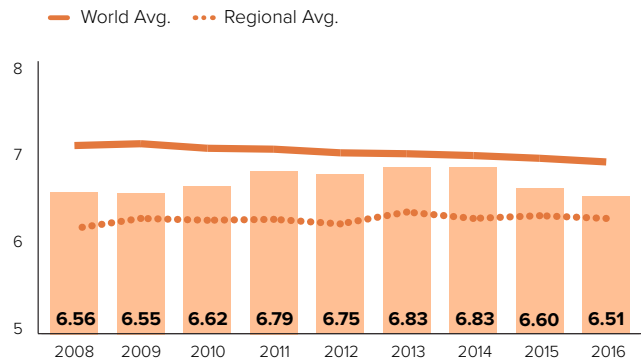
ECONOMIC FREEDOM

Ranking
126/162

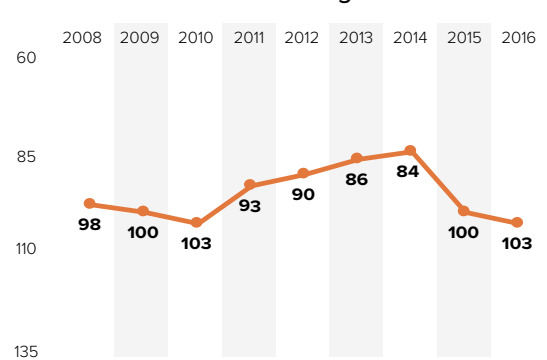
MADAGASCAR | SUB-SAHARAN AFRICA

	2008	2009	2010	2011	2012	2013	2014	2015	2016
HUMAN FREEDOM	6.56	6.55	6.62	6.79	6.75	6.83	6.83	6.60	6.51
ECONOMIC FREEDOM	6.07	6.28	6.41	6.21	6.48	6.60	6.44	6.31	6.19
PERSONAL FREEDOM	7.04	6.82	6.82	7.37	7.01	7.07	7.22	6.89	6.84
 Rule of Law	4.9	4.9	4.9	4.9	3.5	3.5	4.9	3.7	3.6
Procedural Justice	4.3	4.3	4.3	4.3	2.9	2.9	2.4	3.1	3.3
Civil Justice	5.3	5.3	5.3	5.3	4.1	4.1	4.1	4.1	3.9
Criminal Justice	4.9	4.9	4.9	4.9	3.5	3.5	3.5	4.0	3.6
 Security and Safety	8.3	8.3	8.1	7.3	7.3	8.3	8.2	8.3	8.2
Homicide	6.3	6.3	6.3	6.3	6.3	6.9	6.9	6.9	6.9
Disappearance, Conflict, Terrorism	8.5	8.5	8.0	9.0	9.0	9.5	9.4	9.5	9.3
Women Security, Safety	10.0	10.0	10.0	6.7	6.7	8.3	8.3	8.3	8.3
 Movement	10.0	8.3	8.3	8.3	8.3	8.3	10.0	10.0	10.0
Freedom of Domestic Movement	10.0	5.0	10.0	5.0	5.0	5.0	10.0	10.0	10.0
Freedom of Foreign Movement	10.0	10.0	5.0	10.0	10.0	10.0	10.0	10.0	10.0
Women's Freedom of Movement	10.0	10.0	10.0	10.0	10.0	10.0	10.0	10.0	10.0
 Religious Freedom	7.9	8.2	8.3	9.5	9.5	9.5	8.2	7.6	7.5
Freedom to Establish Religious Org.	5.4	5.4	5.4	8.8	8.8	8.8	5.0	5.0	5.0
Harassment and Physical Hostilities	9.8	9.8	10.0	10.0	10.0	10.0	10.0	9.8	9.3
Legal and Regulatory Restrictions	8.5	9.3	9.6	9.6	9.6	9.6	9.6	8.1	8.3
 Assoc., Assembly and Civil Society	6.0	6.0	6.0	8.5	8.5	7.9	5.5	5.5	5.5
Freedom of Association	7.5	7.5	7.5	10.0	10.0	10.0	7.5	7.5	7.5
Assembly and Demonstration	5.0	5.0	5.0	5.0	5.0	5.0	2.5	2.5	2.5
Est. & Operate Political Parties	4.2	4.2	4.2	10.0	10.0	10.0	5.0	5.0	5.0
Est. & Operate Professional Organizations	6.7	6.7	6.7	8.8	8.8	8.8	5.0	5.0	5.0
Est. & Operate Edu., Sporting and Cultural	6.7	6.7	6.7	8.8	8.8	8.8	7.5	7.5	7.5
 Expression and Information	8.5	7.7	8.0	8.1	8.0	8.1	8.2	8.3	8.3
Press Killed	10.0	5.1	10.0	10.0	10.0	10.0	10.0	10.0	10.0
Press Jailed	10.0	10.0	10.0	10.0	10.0	10.0	10.0	10.0	10.0
Laws and Reg. That Influence Media	5.3	4.3	3.7	3.7	3.3	3.3	3.7	3.7	3.7
Political Pressure, Control Media	4.5	4.8	2.5	2.8	2.5	3.3	4.0	4.3	4.3
Access to Cable and Satellite	10.0	10.0	10.0	10.0	10.0	10.0	10.0	10.0	10.0
Freedom of Access to Frgn. Info.	10.0	10.0	10.0	10.0	10.0	10.0	10.0	10.0	10.0
State Control over Internet Access	10.0	10.0	10.0	10.0	10.0	10.0	10.0	10.0	10.0
 Identity and Relationships	5.0	5.0	5.0	8.8	8.8	7.5	7.5	7.5	7.5
Legal Gender	-	-	-	-	-	-	-	-	-
Parental Rights	0.0	0.0	0.0	7.5	7.5	7.5	7.5	7.5	7.5
Same-Sex Relationships	10.0	10.0	10.0	10.0	10.0	10.0	10.0	10.0	10.0
Divorce	-	-	-	-	-	5.0	5.0	5.0	5.0

Human Freedom Score over Time



Human Freedom Ranking over Time



MALAWI

SUB-SAHARAN AFRICA

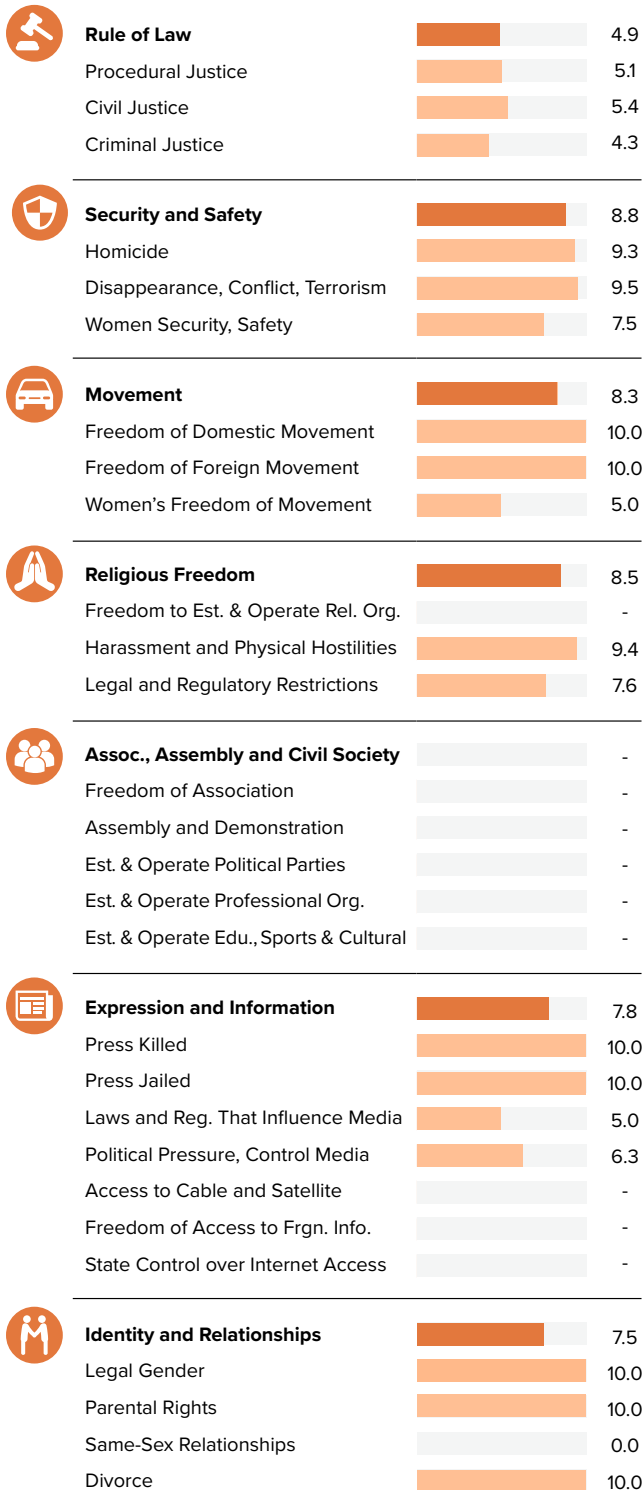
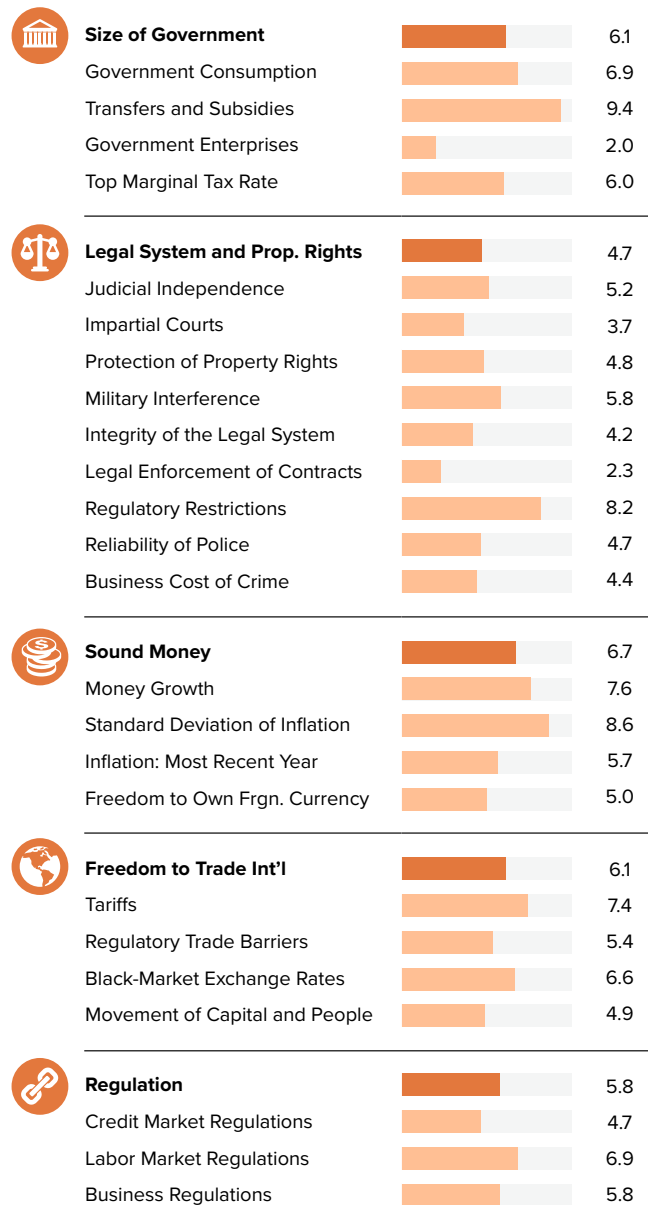
RANKING 97/162



Score 0–10

PERSONAL FREEDOM 7.45

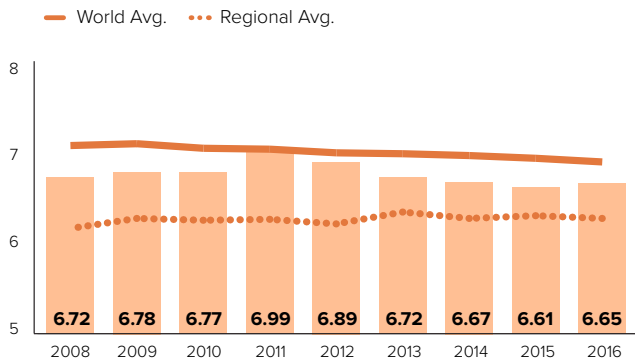
ECONOMIC FREEDOM 5.86

HUMAN FREEDOM 6.65**PERSONAL FREEDOM**Ranking
65/162**ECONOMIC FREEDOM**Ranking
139/162

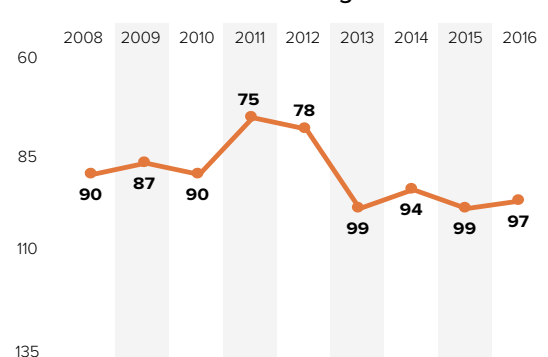
MALAWI | SUB-SAHARAN AFRICA

	2008	2009	2010	2011	2012	2013	2014	2015	2016
HUMAN FREEDOM	6.72	6.78	6.77	6.99	6.89	6.72	6.67	6.61	6.65
ECONOMIC FREEDOM	6.17	6.22	6.27	6.52	6.18	5.92	5.94	5.76	5.86
PERSONAL FREEDOM	7.27	7.34	7.27	7.47	7.60	7.51	7.41	7.46	7.45
Rule of Law	4.8	4.8	4.8	4.8	5.2	5.2	5.6	4.9	4.9
Procedural Justice	4.0	4.0	4.0	4.0	4.8	4.8	5.0	4.9	5.1
Civil Justice	5.9	5.9	5.9	5.9	5.9	5.9	5.2	5.4	5.4
Criminal Justice	4.5	4.5	4.5	4.5	4.8	4.8	4.5	4.4	4.3
Security and Safety	8.3	8.8	8.6	9.5	9.5	8.8	8.8	8.8	8.8
Homicide	7.8	9.1	8.6	9.1	9.3	9.3	9.3	9.3	9.3
Disappearance, Conflict, Terrorism	9.5	9.5	9.5	9.5	9.5	9.5	9.5	9.5	9.5
Women Security, Safety	7.7	7.7	7.7	9.8	9.8	7.5	7.5	7.5	7.5
Movement	8.3	8.3	8.3	8.3	8.3	8.3	8.3	8.3	8.3
Freedom of Domestic Movement	10.0	10.0	10.0	10.0	10.0	10.0	10.0	10.0	10.0
Freedom of Foreign Movement	10.0	10.0	10.0	10.0	10.0	10.0	10.0	10.0	10.0
Women's Freedom of Movement	5.0	5.0	5.0	5.0	5.0	5.0	5.0	5.0	5.0
Religious Freedom	8.8	9.1	8.2	8.4	8.1	8.1	7.8	8.6	8.5
Freedom to Establish Religious Org.	-	-	-	-	-	-	-	-	-
Harassment and Physical Hostilities	9.1	9.4	8.6	9.0	8.9	8.7	8.8	9.4	9.4
Legal and Regulatory Restrictions	8.5	8.8	7.8	7.7	7.4	7.4	6.9	7.8	7.6
Assoc., Assembly and Civil Society	-	-	-	-	-	-	-	-	-
Freedom of Association	-	-	-	-	-	-	-	-	-
Assembly and Demonstration	-	-	-	-	-	-	-	-	-
Est. & Operate Political Parties	-	-	-	-	-	-	-	-	-
Est. & Operate Professional Organizations	-	-	-	-	-	-	-	-	-
Est. & Operate Edu., Sporting and Cultural	-	-	-	-	-	-	-	-	-
Expression and Information	7.3	6.6	7.3	7.0	7.4	7.5	7.6	7.8	7.8
Press Killed	10.0	10.0	10.0	10.0	10.0	10.0	10.0	10.0	10.0
Press Jailed	10.0	10.0	10.0	10.0	10.0	10.0	10.0	10.0	10.0
Laws and Reg. That Influence Media	4.3	2.0	4.0	3.7	4.3	4.3	4.7	5.0	5.0
Political Pressure, Control Media	4.8	4.3	5.3	4.3	5.3	5.5	5.8	6.3	6.3
Access to Cable and Satellite	-	-	-	-	-	-	-	-	-
Freedom of Access to Frgn. Info.	-	-	-	-	-	-	-	-	-
State Control over Internet Access	-	-	-	-	-	-	-	-	-
Identity and Relationships	7.5	7.5	7.5	7.5	7.5	8.3	6.7	7.5	7.5
Legal Gender	-	-	-	-	-	-	-	10.0	10.0
Parental Rights	10.0	10.0	10.0	10.0	10.0	10.0	10.0	10.0	10.0
Same-Sex Relationships	5.0	5.0	5.0	5.0	5.0	5.0	0.0	0.0	0.0
Divorce	-	-	-	-	-	10.0	10.0	10.0	10.0

Human Freedom Score over Time



Human Freedom Ranking over Time



MALAYSIA

SOUTH ASIA

RANKING 110/162



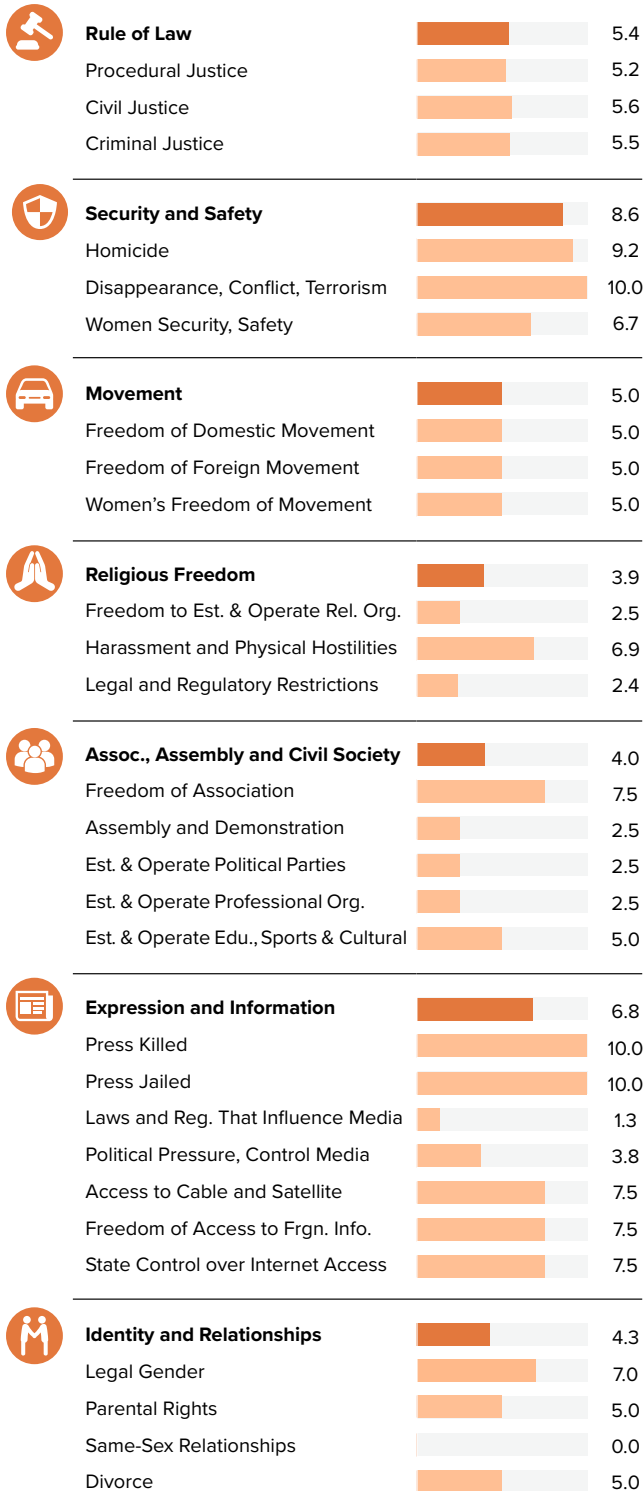
Score 0–10

PERSONAL FREEDOM 5.90

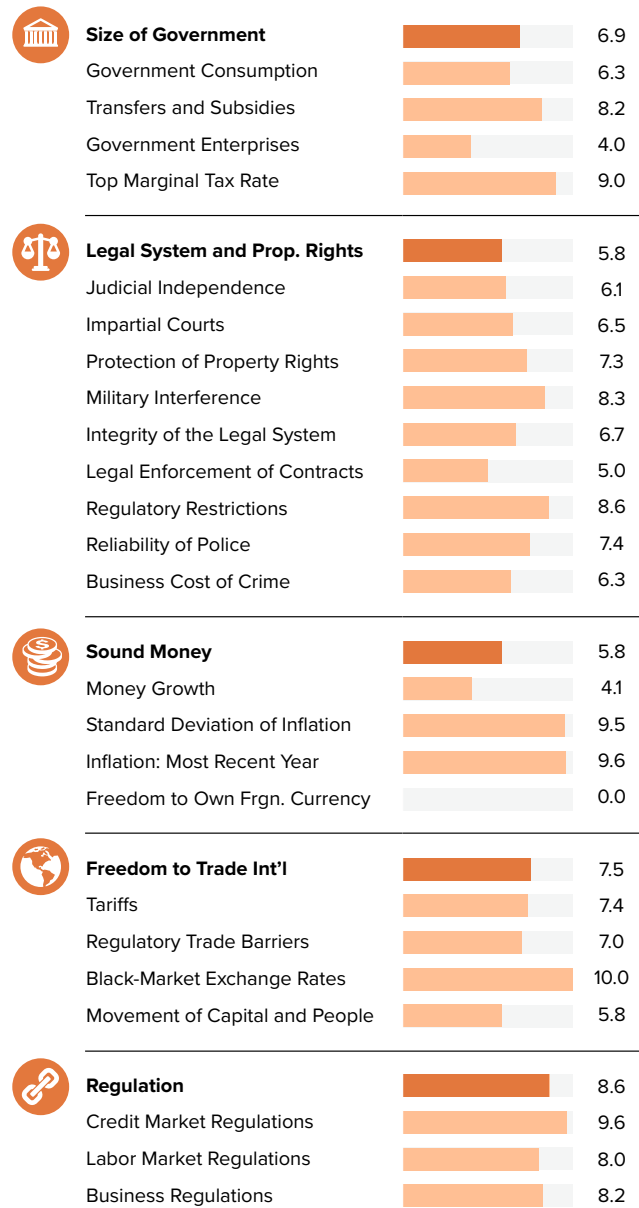
ECONOMIC FREEDOM 6.92

HUMAN FREEDOM 6.41








PERSONAL FREEDOM

Ranking
126/162

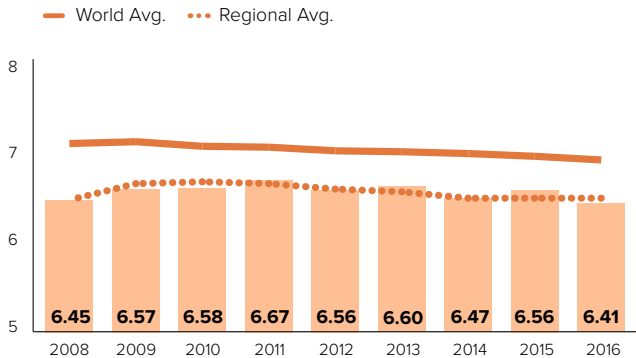
ECONOMIC FREEDOM

Ranking
79/162

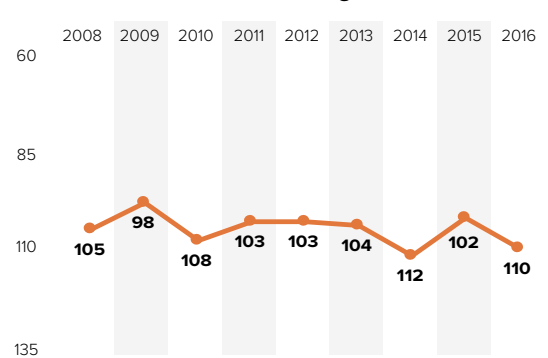
MALAYSIA | SOUTH ASIA

	2008	2009	2010	2011	2012	2013	2014	2015	2016
HUMAN FREEDOM	6.45	6.57	6.58	6.67	6.56	6.60	6.47	6.56	6.41
ECONOMIC FREEDOM	6.61	6.60	6.85	6.86	6.85	7.07	7.10	7.15	6.92
PERSONAL FREEDOM	6.30	6.55	6.30	6.49	6.28	6.13	5.84	5.97	5.90
 Rule of Law	5.8	5.8	5.8	5.8	5.2	5.2	4.4	5.4	5.4
Procedural Justice	5.6	5.6	5.6	5.6	4.6	4.6	5.5	5.1	5.2
Civil Justice	5.7	5.7	5.7	5.7	5.7	5.7	5.7	5.6	5.6
Criminal Justice	6.1	6.1	6.1	6.1	5.3	5.3	5.8	5.6	5.5
 Security and Safety	9.2	9.2	9.2	9.2	9.2	8.6	8.6	8.6	8.6
Homicide	9.1	9.2	9.2	9.3	9.2	9.2	9.2	9.2	9.2
Disappearance, Conflict, Terrorism	10.0	10.0	10.0	10.0	10.0	9.8	10.0	10.0	10.0
Women Security, Safety	8.3	8.3	8.3	8.3	8.3	6.7	6.7	6.7	6.7
 Movement	5.0	6.7	5.0	5.0	5.0	5.0	5.0	5.0	5.0
Freedom of Domestic Movement	5.0	10.0	5.0	5.0	5.0	5.0	5.0	5.0	5.0
Freedom of Foreign Movement	5.0	5.0	5.0	5.0	5.0	5.0	5.0	5.0	5.0
Women's Freedom of Movement	5.0	5.0	5.0	5.0	5.0	5.0	5.0	5.0	5.0
 Religious Freedom	7.3	7.5	7.3	7.3	6.9	7.0	6.7	4.5	3.9
Freedom to Establish Religious Org.	4.6	4.6	4.6	3.8	3.8	3.8	2.5	2.5	2.5
Harassment and Physical Hostilities	9.4	9.7	9.6	9.9	9.1	9.8	9.9	7.3	6.9
Legal and Regulatory Restrictions	7.9	8.2	7.6	8.3	7.9	7.4	7.6	3.8	2.4
 Assoc., Assembly and Civil Society	5.2	5.2	5.2	5.0	5.0	5.4	4.0	4.0	4.0
Freedom of Association	5.0	5.0	5.0	7.5	7.5	7.5	7.5	7.5	7.5
Assembly and Demonstration	5.0	5.0	5.0	2.5	2.5	2.5	2.5	2.5	2.5
Est. & Operate Political Parties	4.6	4.6	4.6	5.0	5.0	5.0	2.5	2.5	2.5
Est. & Operate Professional Organizations	7.1	7.1	7.1	3.8	3.8	3.8	2.5	2.5	2.5
Est. & Operate Edu., Sporting and Cultural	4.2	4.2	4.2	6.3	6.3	6.3	5.0	5.0	5.0
 Expression and Information	5.6	6.2	5.7	6.3	6.3	6.3	6.9	6.8	6.8
Press Killed	10.0	10.0	10.0	10.0	10.0	10.0	10.0	10.0	10.0
Press Jailed	10.0	10.0	10.0	10.0	10.0	10.0	10.0	10.0	10.0
Laws and Reg. That Influence Media	2.0	4.3	2.0	2.0	2.0	2.0	1.7	1.3	1.3
Political Pressure, Control Media	4.0	5.8	4.3	4.5	4.3	4.3	4.3	4.0	3.8
Access to Cable and Satellite	3.3	3.3	3.3	5.0	5.0	5.0	7.5	7.5	7.5
Freedom of Access to Frgn. Info.	6.7	6.7	6.7	5.0	5.0	5.0	7.5	7.5	7.5
State Control over Internet Access	3.3	3.3	3.3	7.5	7.5	7.5	7.5	7.5	7.5
 Identity and Relationships	2.5	2.5	2.5	3.8	3.8	3.3	3.3	4.3	4.3
Legal Gender	-	-	-	-	-	-	-	7.0	7.0
Parental Rights	5.0	5.0	5.0	7.5	7.5	5.0	5.0	5.0	5.0
Same-Sex Relationships	0.0	0.0	0.0	0.0	0.0	0.0	0.0	0.0	0.0
Divorce	-	-	-	-	-	5.0	5.0	5.0	5.0

Human Freedom Score over Time



Human Freedom Ranking over Time



MALI

SUB-SAHARAN AFRICA

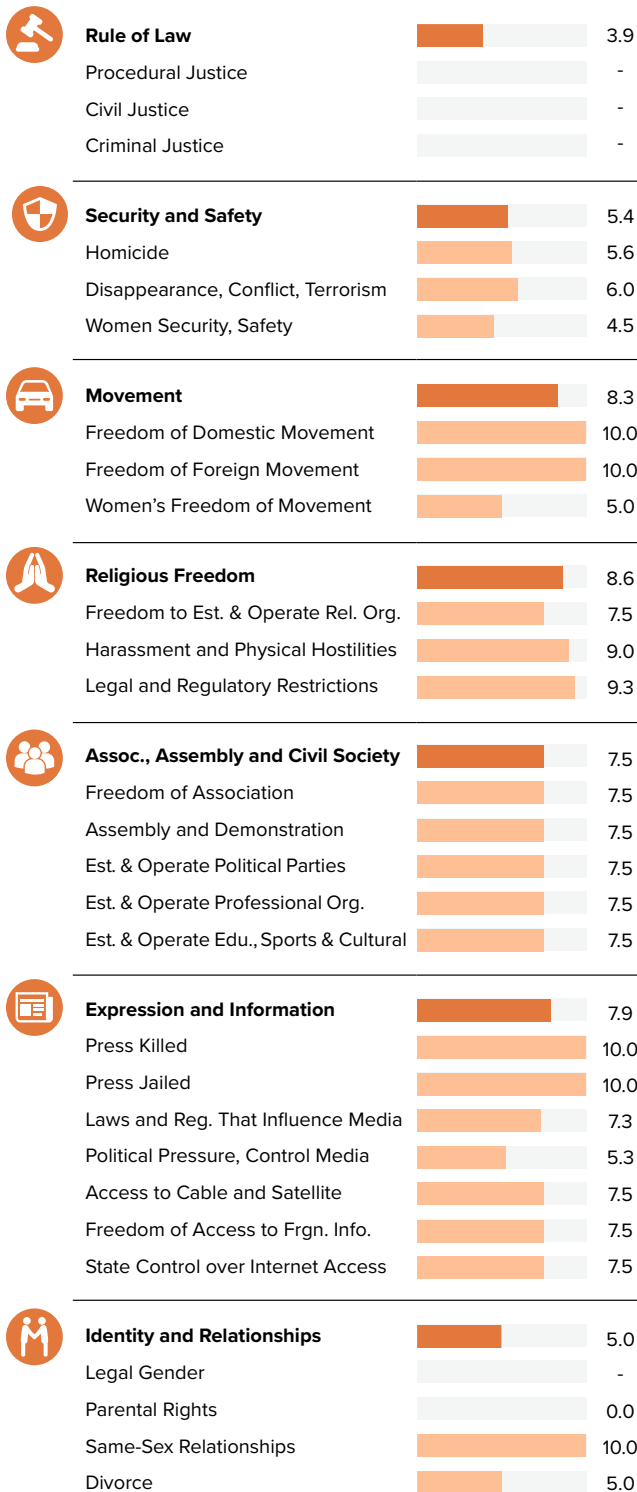
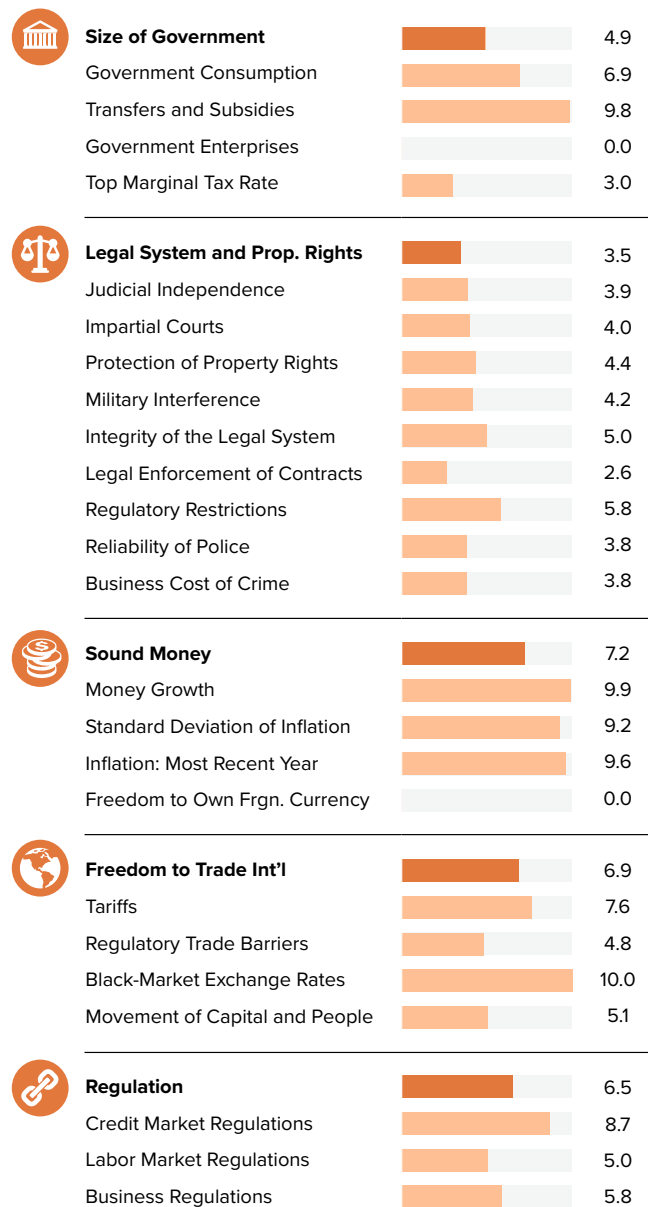
RANKING 134/162










Score 0–10

PERSONAL FREEDOM 6.06

ECONOMIC FREEDOM 5.80

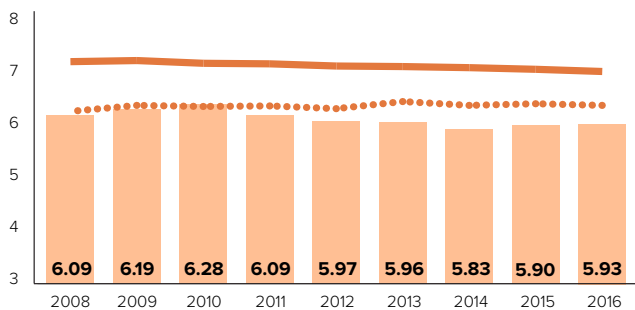
HUMAN FREEDOM 5.93**PERSONAL FREEDOM**Ranking
119/162**ECONOMIC FREEDOM**Ranking
143/162

MALI | SUB-SAHARAN AFRICA

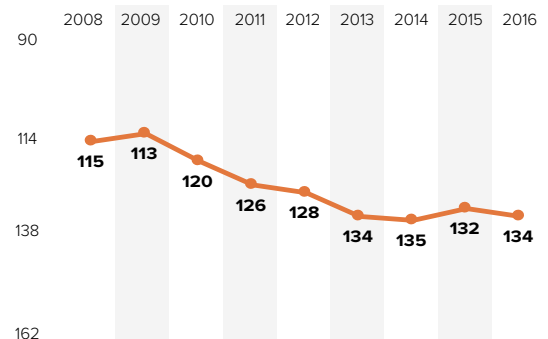
	2008	2009	2010	2011	2012	2013	2014	2015	2016
HUMAN FREEDOM	6.09	6.19	6.28	6.09	5.97	5.96	5.83	5.90	5.93
ECONOMIC FREEDOM	5.89	6.04	6.04	5.92	5.99	5.95	5.81	5.82	5.80
PERSONAL FREEDOM	6.30	6.33	6.53	6.27	5.94	5.97	5.85	5.97	6.06
 Rule of Law	4.9	4.9	4.9	4.9	4.2	4.2	4.1	4.0	3.9
Procedural Justice	-	-	-	-	-	-	-	-	-
Civil Justice	-	-	-	-	-	-	-	-	-
Criminal Justice	-	-	-	-	-	-	-	-	-
 Security and Safety	5.4	5.5	5.7	5.8	5.5	5.3	5.3	5.1	5.4
Homicide	5.1	5.1	5.1	5.1	5.1	5.6	5.6	5.6	5.6
Disappearance, Conflict, Terrorism	7.6	7.8	8.5	8.5	7.5	5.6	5.7	5.3	6.0
Women Security, Safety	3.5	3.5	3.5	3.8	3.8	4.5	4.5	4.5	4.5
 Movement	8.3	8.3	10.0	6.7	6.7	8.3	8.3	8.3	8.3
Freedom of Domestic Movement	5.0	10.0	10.0	10.0	10.0	10.0	10.0	10.0	10.0
Freedom of Foreign Movement	10.0	5.0	10.0	10.0	10.0	10.0	10.0	10.0	10.0
Women's Freedom of Movement	10.0	10.0	10.0	0.0	0.0	5.0	5.0	5.0	5.0
 Religious Freedom	6.9	6.8	6.7	7.0	7.0	7.1	6.2	8.1	8.6
Freedom to Establish Religious Org.	8.3	8.3	8.3	10.0	10.0	10.0	7.5	7.5	7.5
Harassment and Physical Hostilities	8.8	9.1	7.9	7.7	7.6	8.2	7.3	8.7	9.0
Legal and Regulatory Restrictions	3.7	3.1	3.8	3.4	3.4	3.2	3.9	8.2	9.3
 Assoc., Assembly and Civil Society	7.8	7.8	7.8	9.8	9.8	10.0	7.5	7.5	7.5
Freedom of Association	10.0	10.0	10.0	10.0	10.0	10.0	7.5	7.5	7.5
Assembly and Demonstration	10.0	10.0	10.0	10.0	10.0	10.0	7.5	7.5	7.5
Est. & Operate Political Parties	3.8	3.8	3.8	8.8	8.8	8.8	7.5	7.5	7.5
Est. & Operate Professional Organizations	8.3	8.3	8.3	10.0	10.0	10.0	7.5	7.5	7.5
Est. & Operate Edu., Sporting and Cultural	6.7	6.7	6.7	10.0	10.0	10.0	7.5	7.5	7.5
 Expression and Information	9.3	9.5	9.3	7.5	6.8	5.6	7.9	7.9	7.9
Press Killed	10.0	10.0	10.0	10.0	10.0	0.0	10.0	10.0	10.0
Press Jailed	10.0	10.0	10.0	10.0	10.0	10.0	10.0	10.0	10.0
Laws and Reg. That Influence Media	7.0	8.7	7.3	7.0	5.7	7.0	7.3	7.3	7.3
Political Pressure, Control Media	7.8	7.8	8.0	8.3	4.8	5.0	5.3	5.3	5.3
Access to Cable and Satellite	10.0	10.0	10.0	5.0	5.0	5.0	7.5	7.5	7.5
Freedom of Access to Frgn. Info.	10.0	10.0	10.0	5.0	5.0	5.0	7.5	7.5	7.5
State Control over Internet Access	10.0	10.0	10.0	7.5	7.5	7.5	7.5	7.5	7.5
 Identity and Relationships	5.0	5.0	5.0	5.0	5.0	5.0	5.0	5.0	5.0
Legal Gender	-	-	-	-	-	-	-	-	-
Parental Rights	0.0	0.0	0.0	0.0	0.0	0.0	0.0	0.0	0.0
Same-Sex Relationships	10.0	10.0	10.0	10.0	10.0	10.0	10.0	10.0	10.0
Divorce	-	-	-	-	-	5.0	5.0	5.0	5.0

Human Freedom Score over Time

— World Avg. ··· Regional Avg.



Human Freedom Ranking over Time



MALTA

WESTERN EUROPE

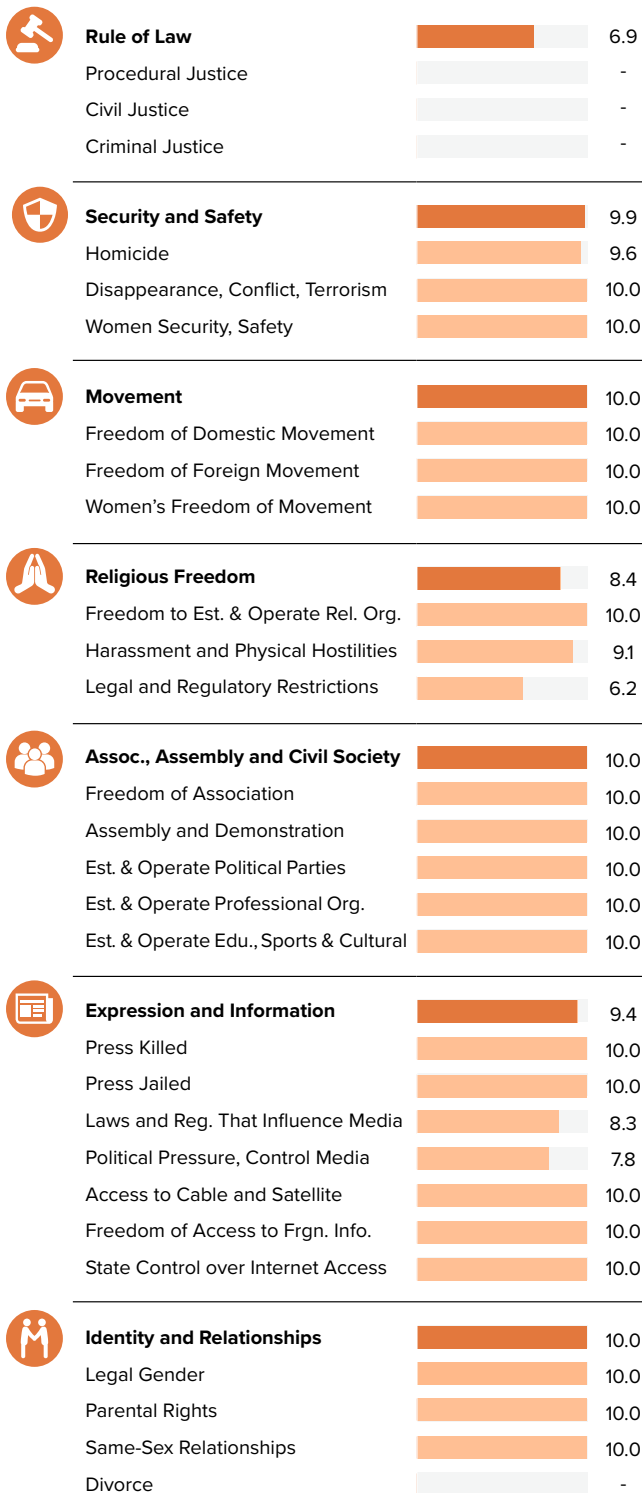
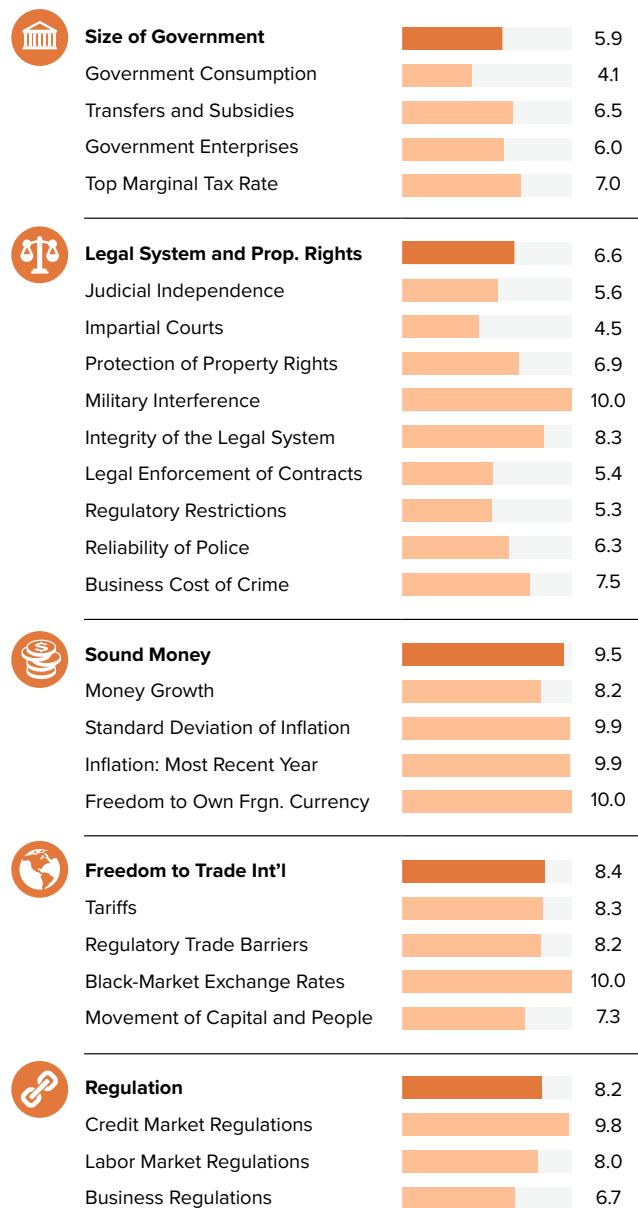
RANKING 19/162



Score 0–10

PERSONAL FREEDOM 8.98

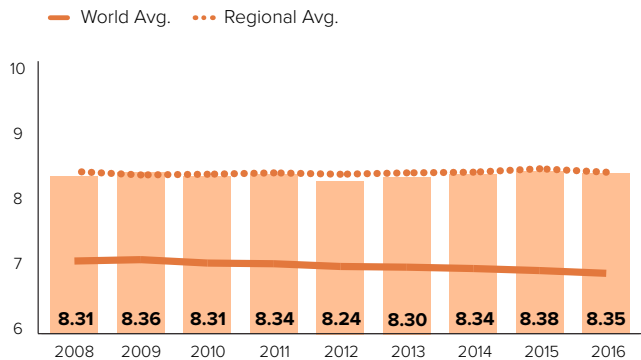
ECONOMIC FREEDOM 7.73

HUMAN FREEDOM 8.35**PERSONAL FREEDOM**Ranking
20/162**ECONOMIC FREEDOM**Ranking
17/162

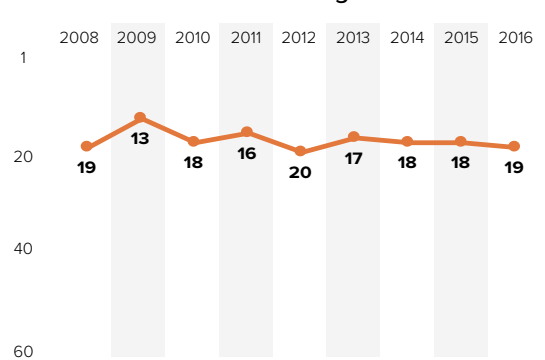
MALTA | WESTERN EUROPE

	2008	2009	2010	2011	2012	2013	2014	2015	2016
HUMAN FREEDOM	8.31	8.36	8.31	8.34	8.24	8.30	8.34	8.38	8.35
ECONOMIC FREEDOM	7.59	7.64	7.59	7.67	7.63	7.66	7.80	7.72	7.73
PERSONAL FREEDOM	9.04	9.08	9.03	9.00	8.84	8.93	8.87	9.04	8.98
Rule of Law	7.5	7.5	7.5	7.5	7.2	7.2	7.0	7.1	6.9
Procedural Justice	-	-	-	-	-	-	-	-	-
Civil Justice	-	-	-	-	-	-	-	-	-
Criminal Justice	-	-	-	-	-	-	-	-	-
Security and Safety	9.8	9.9	9.9	9.9	9.6	9.8	9.8	9.9	9.9
Homicide	9.4	9.6	9.6	9.7	8.9	9.3	9.4	9.6	9.6
Disappearance, Conflict, Terrorism	10.0	10.0	10.0	10.0	10.0	10.0	10.0	10.0	10.0
Women Security, Safety	10.0	10.0	10.0	10.0	10.0	10.0	10.0	10.0	10.0
Movement	10.0	10.0	10.0	10.0	10.0	10.0	10.0	10.0	10.0
Freedom of Domestic Movement	10.0	10.0	10.0	10.0	10.0	10.0	10.0	10.0	10.0
Freedom of Foreign Movement	10.0	10.0	10.0	10.0	10.0	10.0	10.0	10.0	10.0
Women's Freedom of Movement	10.0	10.0	10.0	10.0	10.0	10.0	10.0	10.0	10.0
Religious Freedom	7.6	7.7	7.4	7.0	6.9	7.4	7.3	8.6	8.4
Freedom to Establish Religious Org.	10.0	10.0	10.0	10.0	10.0	10.0	10.0	10.0	10.0
Harassment and Physical Hostilities	8.8	9.3	8.5	7.4	7.3	8.2	8.1	9.2	9.1
Legal and Regulatory Restrictions	3.9	3.6	3.6	3.6	3.3	3.9	3.8	6.5	6.2
Assoc., Assembly and Civil Society	10.0	10.0	10.0	10.0	10.0	10.0	10.0	10.0	10.0
Freedom of Association	10.0	10.0	10.0	10.0	10.0	10.0	10.0	10.0	10.0
Assembly and Demonstration	10.0	10.0	10.0	10.0	10.0	10.0	10.0	10.0	10.0
Est. & Operate Political Parties	10.0	10.0	10.0	10.0	10.0	10.0	10.0	10.0	10.0
Est. & Operate Professional Organizations	10.0	10.0	10.0	10.0	10.0	10.0	10.0	10.0	10.0
Est. & Operate Edu., Sporting and Cultural	10.0	10.0	10.0	10.0	10.0	10.0	10.0	10.0	10.0
Expression and Information	9.5	9.7	9.5	9.5	9.5	9.4	9.4	9.4	9.4
Press Killed	10.0	10.0	10.0	10.0	10.0	10.0	10.0	10.0	10.0
Press Jailed	10.0	10.0	10.0	10.0	10.0	10.0	10.0	10.0	10.0
Laws and Reg. That Influence Media	8.7	9.3	8.7	8.7	8.7	8.3	8.3	8.3	8.3
Political Pressure, Control Media	7.8	8.5	7.8	7.8	7.8	7.8	7.8	7.8	7.8
Access to Cable and Satellite	10.0	10.0	10.0	10.0	10.0	10.0	10.0	10.0	10.0
Freedom of Access to Frgn. Info.	10.0	10.0	10.0	10.0	10.0	10.0	10.0	10.0	10.0
State Control over Internet Access	10.0	10.0	10.0	10.0	10.0	10.0	10.0	10.0	10.0
Identity and Relationships	10.0	10.0	10.0	10.0	10.0	10.0	10.0	10.0	10.0
Legal Gender	-	-	-	-	-	-	-	10.0	10.0
Parental Rights	10.0	10.0	10.0	10.0	10.0	10.0	10.0	10.0	10.0
Same-Sex Relationships	10.0	10.0	10.0	10.0	10.0	10.0	10.0	10.0	10.0
Divorce	-	-	-	-	-	-	-	-	-

Human Freedom Score over Time



Human Freedom Ranking over Time



MAURITANIA

SUB-SAHARAN AFRICA

RANKING 147/162



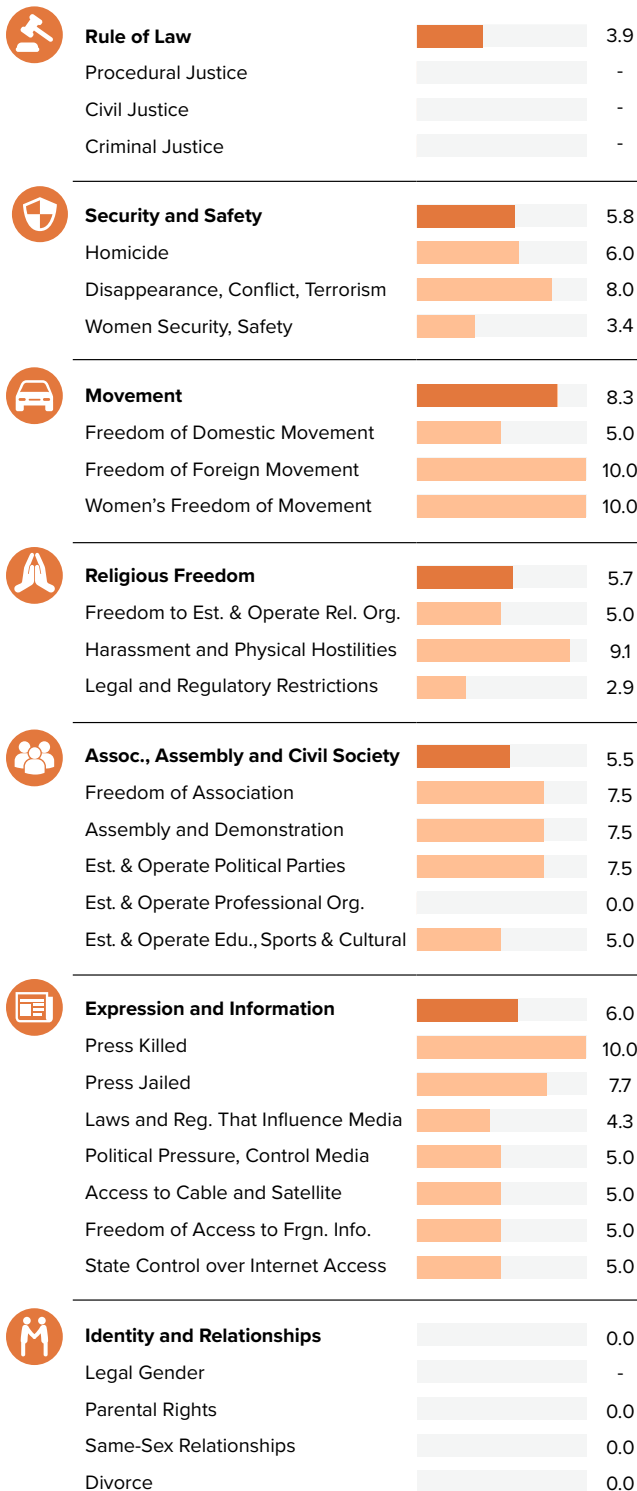
Score 0–10

PERSONAL FREEDOM 4.99

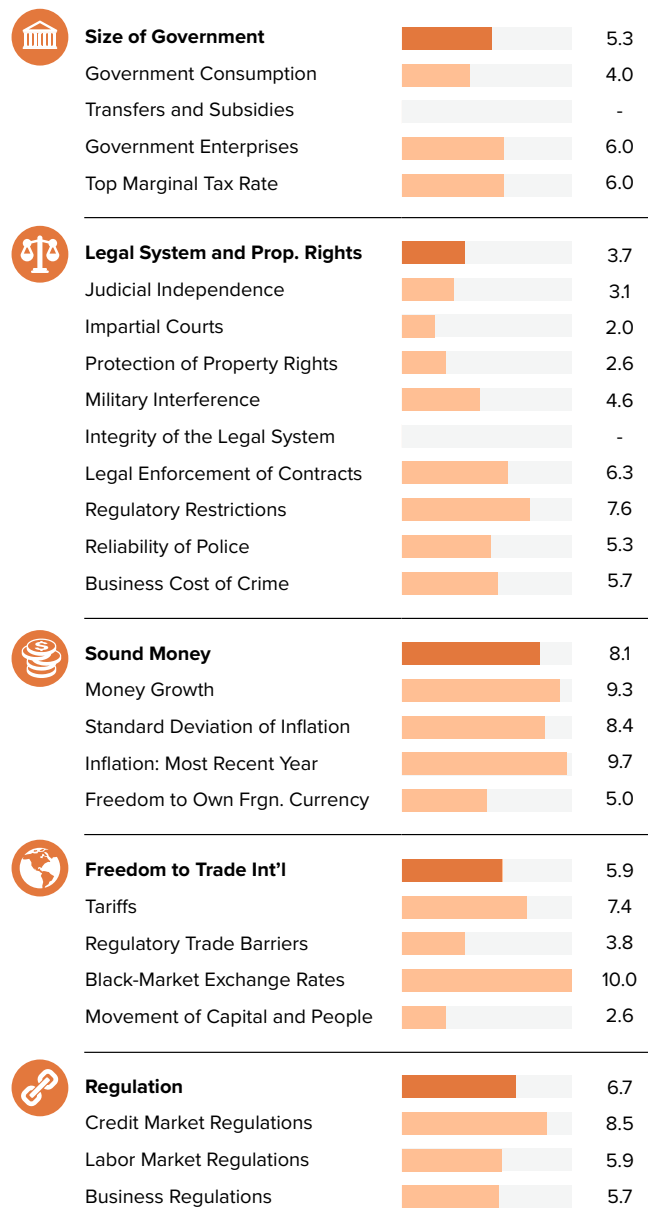
ECONOMIC FREEDOM 5.96

HUMAN FREEDOM 5.47

PERSONAL FREEDOM

 Ranking
151/162


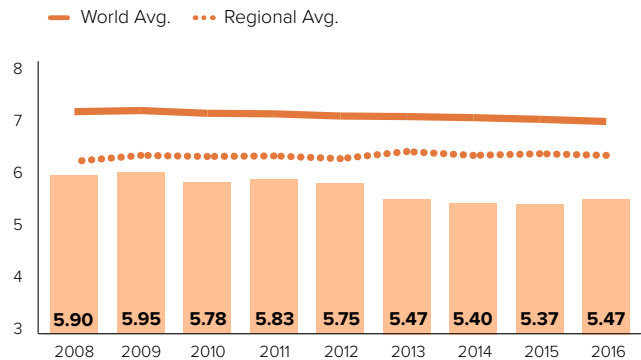
ECONOMIC FREEDOM

 Ranking
136/162


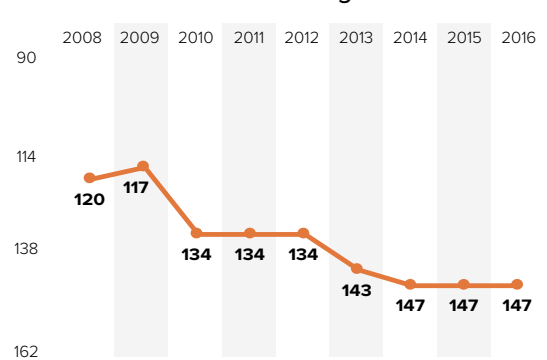
MAURITANIA | SUB-SAHARAN AFRICA

	2008	2009	2010	2011	2012	2013	2014	2015	2016
HUMAN FREEDOM	5.90	5.95	5.78	5.83	5.75	5.47	5.40	5.37	5.47
ECONOMIC FREEDOM	5.98	6.04	5.77	5.78	5.68	5.60	5.68	5.70	5.96
PERSONAL FREEDOM	5.81	5.87	5.80	5.88	5.83	5.35	5.13	5.04	4.99
Rule of Law	4.3	4.3	4.3	4.3	3.9	3.9	3.9	3.9	3.9
Procedural Justice	-	-	-	-	-	-	-	-	-
Civil Justice	-	-	-	-	-	-	-	-	-
Criminal Justice	-	-	-	-	-	-	-	-	-
Security and Safety	6.6	6.7	6.7	5.8	6.0	5.8	5.8	5.8	5.8
Homicide	5.7	5.7	5.7	5.7	5.7	6.0	6.0	6.0	6.0
Disappearance, Conflict, Terrorism	8.3	8.4	8.4	7.5	8.0	8.0	8.0	8.0	8.0
Women Security, Safety	6.0	6.0	6.0	4.3	4.3	3.4	3.4	3.4	3.4
Movement	5.0	5.0	5.0	6.7	6.7	6.7	8.3	8.3	8.3
Freedom of Domestic Movement	0.0	5.0	0.0	10.0	10.0	10.0	5.0	5.0	5.0
Freedom of Foreign Movement	5.0	0.0	5.0	0.0	0.0	0.0	10.0	10.0	10.0
Women's Freedom of Movement	10.0	10.0	10.0	10.0	10.0	10.0	10.0	10.0	10.0
Religious Freedom	6.7	6.5	6.3	7.1	7.0	7.0	7.2	6.2	5.7
Freedom to Establish Religious Org.	2.9	2.9	2.9	5.0	5.0	5.0	5.0	5.0	5.0
Harassment and Physical Hostilities	9.9	9.8	9.4	9.2	9.0	9.0	9.3	9.1	9.1
Legal and Regulatory Restrictions	7.2	6.7	6.4	7.1	6.9	6.9	7.1	4.6	2.9
Assoc., Assembly and Civil Society	6.7	6.7	6.7	8.5	8.5	7.9	5.5	5.5	5.5
Freedom of Association	7.5	7.5	7.5	7.5	7.5	7.5	7.5	7.5	7.5
Assembly and Demonstration	5.0	5.0	5.0	7.5	7.5	7.5	7.5	7.5	7.5
Est. & Operate Political Parties	8.3	8.3	8.3	10.0	10.0	10.0	7.5	7.5	7.5
Est. & Operate Professional Organizations	5.4	5.4	5.4	8.8	8.8	8.8	0.0	0.0	0.0
Est. & Operate Edu., Sporting and Cultural	7.1	7.1	7.1	8.8	8.8	8.8	5.0	5.0	5.0
Expression and Information	7.4	8.1	7.6	7.5	7.7	7.6	6.1	6.0	6.0
Press Killed	10.0	10.0	10.0	10.0	10.0	10.0	10.0	10.0	10.0
Press Jailed	10.0	7.1	10.0	10.0	10.0	10.0	7.5	7.6	7.7
Laws and Reg. That Influence Media	4.0	8.0	4.3	4.3	5.3	5.3	5.0	4.7	4.3
Political Pressure, Control Media	4.5	8.0	5.3	5.5	5.8	5.3	5.0	5.0	5.0
Access to Cable and Satellite	6.7	6.7	6.7	7.5	7.5	7.5	5.0	5.0	5.0
Freedom of Access to Frgn. Info.	6.7	6.7	6.7	7.5	7.5	7.5	5.0	5.0	5.0
State Control over Internet Access	10.0	10.0	10.0	7.5	7.5	7.5	5.0	5.0	5.0
Identity and Relationships	5.0	5.0	5.0	3.8	3.8	0.0	0.0	0.0	0.0
Legal Gender	-	-	-	-	-	-	-	-	-
Parental Rights	10.0	10.0	10.0	7.5	7.5	0.0	0.0	0.0	0.0
Same-Sex Relationships	0.0	0.0	0.0	0.0	0.0	0.0	0.0	0.0	0.0
Divorce	-	-	-	-	-	0.0	0.0	0.0	0.0

Human Freedom Score over Time



Human Freedom Ranking over Time



MAURITIUS

SUB-SAHARAN AFRICA

RANKING 37/162



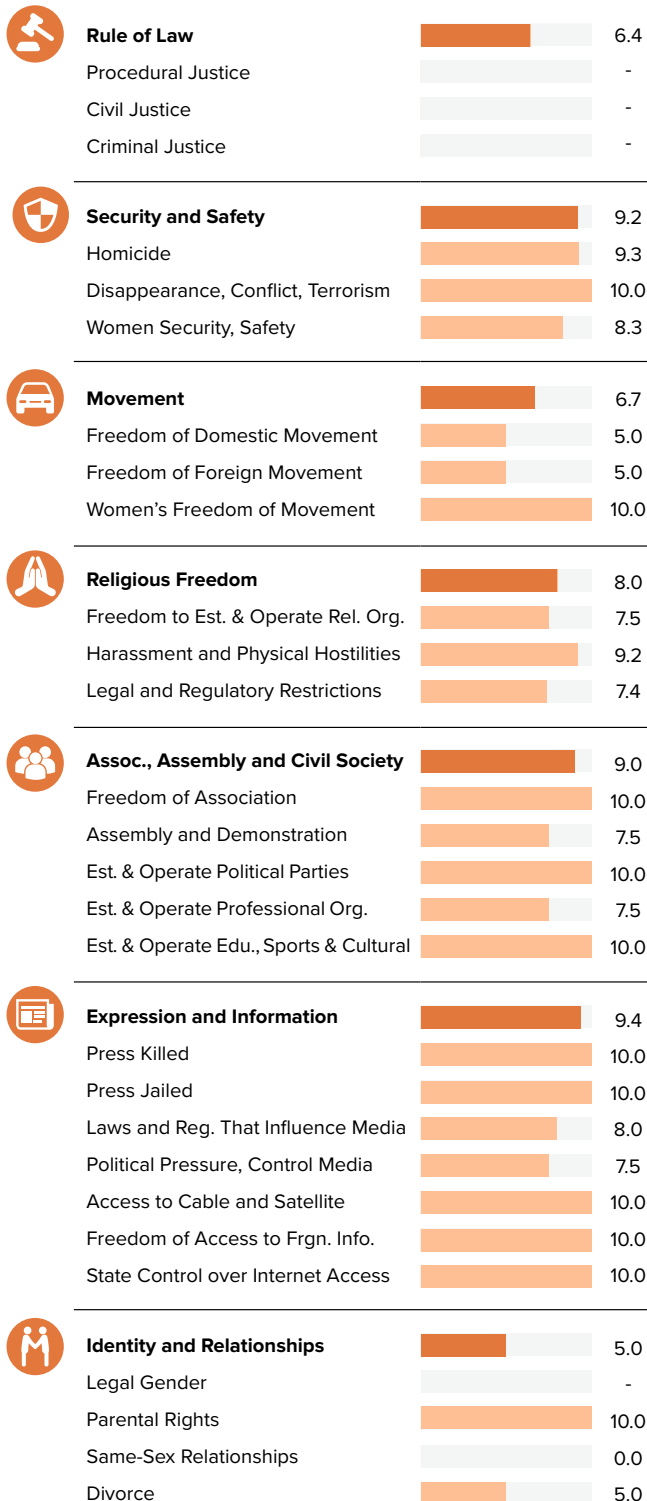
Score 0–10

PERSONAL FREEDOM 7.72

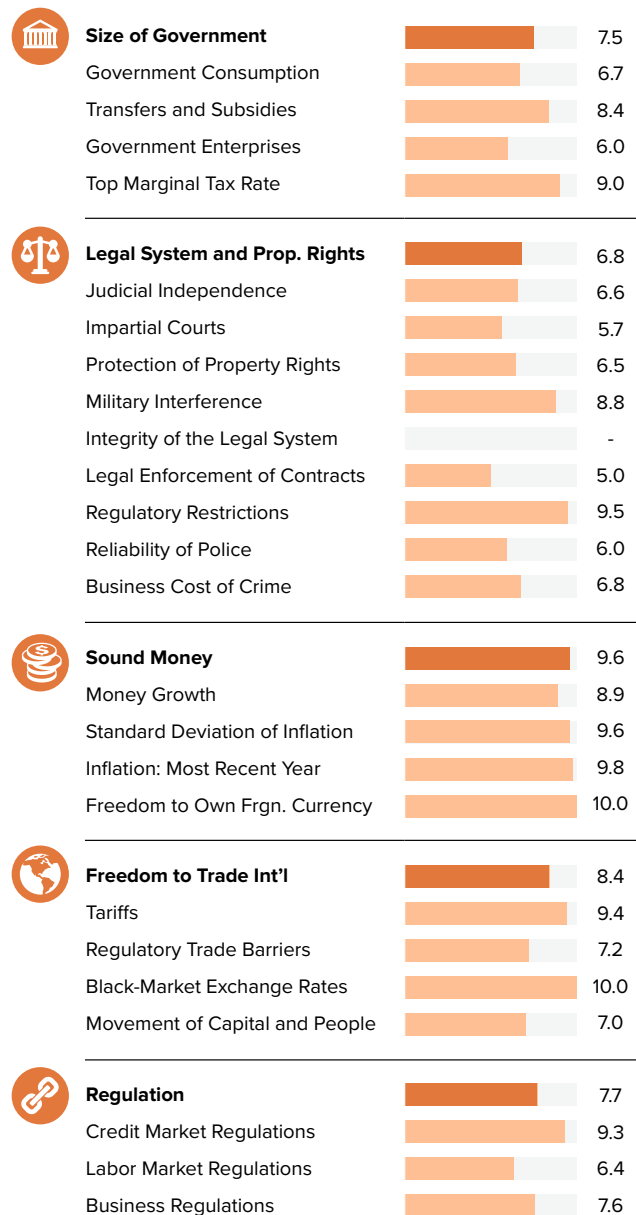
ECONOMIC FREEDOM 8.01

HUMAN FREEDOM 7.86








PERSONAL FREEDOM

 Ranking
52/162


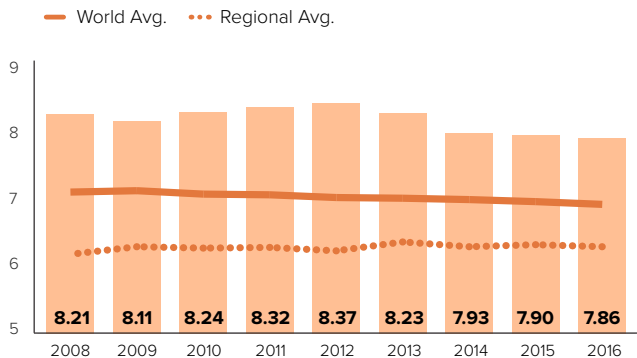
ECONOMIC FREEDOM

 Ranking
8/162


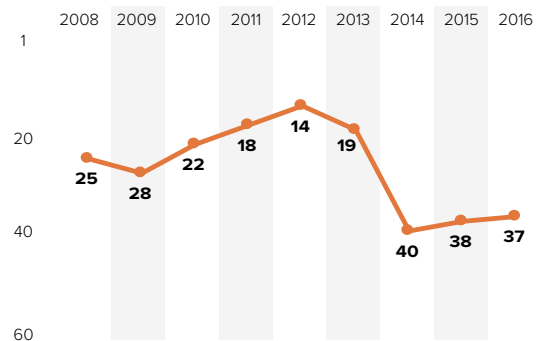
MAURITIUS | SUB-SAHARAN AFRICA

	2008	2009	2010	2011	2012	2013	2014	2015	2016
HUMAN FREEDOM	8.21	8.11	8.24	8.32	8.37	8.23	7.93	7.90	7.86
ECONOMIC FREEDOM	7.96	7.85	7.98	8.05	8.15	8.12	8.02	8.02	8.01
PERSONAL FREEDOM	8.47	8.36	8.51	8.58	8.58	8.34	7.84	7.78	7.72
 Rule of Law	6.7	6.7	6.7	6.7	6.6	6.6	6.5	6.6	6.4
Procedural Justice	-	-	-	-	-	-	-	-	-
Civil Justice	-	-	-	-	-	-	-	-	-
Criminal Justice	-	-	-	-	-	-	-	-	-
 Security and Safety	9.5	9.5	9.6	9.6	9.7	9.1	9.2	9.2	9.2
Homicide	8.5	8.8	8.9	8.9	9.1	8.9	9.4	9.3	9.3
Disappearance, Conflict, Terrorism	10.0	9.8	10.0	10.0	10.0	10.0	10.0	10.0	10.0
Women Security, Safety	10.0	10.0	10.0	10.0	10.0	8.3	8.3	8.3	8.3
 Movement	10.0	10.0	10.0	10.0	10.0	10.0	6.7	6.7	6.7
Freedom of Domestic Movement	10.0	10.0	10.0	10.0	10.0	10.0	5.0	5.0	5.0
Freedom of Foreign Movement	10.0	10.0	10.0	10.0	10.0	10.0	5.0	5.0	5.0
Women's Freedom of Movement	10.0	10.0	10.0	10.0	10.0	10.0	10.0	10.0	10.0
 Religious Freedom	9.3	9.4	9.3	9.5	9.5	9.5	9.0	8.2	8.0
Freedom to Establish Religious Org.	8.3	8.3	8.3	8.8	8.8	8.8	7.5	7.5	7.5
Harassment and Physical Hostilities	9.9	10.0	9.8	9.9	9.9	10.0	9.9	9.3	9.2
Legal and Regulatory Restrictions	9.7	9.8	9.8	9.8	9.8	9.7	9.7	7.8	7.4
 Assoc., Assembly and Civil Society	8.6	8.6	8.6	8.8	8.8	8.8	9.0	9.0	9.0
Freedom of Association	10.0	10.0	10.0	10.0	10.0	10.0	10.0	10.0	10.0
Assembly and Demonstration	7.5	7.5	7.5	7.5	7.5	7.5	7.5	7.5	7.5
Est. & Operate Political Parties	5.4	5.4	5.4	7.5	7.5	7.5	10.0	10.0	10.0
Est. & Operate Professional Organizations	10.0	10.0	10.0	10.0	10.0	10.0	7.5	7.5	7.5
Est. & Operate Edu., Sporting and Cultural	10.0	10.0	10.0	8.8	8.8	8.8	10.0	10.0	10.0
 Expression and Information	9.0	7.7	8.9	9.3	9.3	9.3	9.3	9.4	9.4
Press Killed	10.0	10.0	10.0	10.0	10.0	10.0	10.0	10.0	10.0
Press Jailed	10.0	10.0	10.0	10.0	10.0	10.0	10.0	10.0	10.0
Laws and Reg. That Influence Media	8.0	4.7	8.0	7.7	7.7	7.7	7.7	8.0	8.0
Political Pressure, Control Media	8.0	2.5	7.8	7.8	7.5	7.5	7.5	7.5	7.5
Access to Cable and Satellite	6.7	6.7	6.7	10.0	10.0	10.0	10.0	10.0	10.0
Freedom of Access to Frgn. Info.	10.0	10.0	10.0	10.0	10.0	10.0	10.0	10.0	10.0
State Control over Internet Access	10.0	10.0	10.0	10.0	10.0	10.0	10.0	10.0	10.0
 Identity and Relationships	7.5	7.5	7.5	7.5	7.5	6.7	5.0	5.0	5.0
Legal Gender	-	-	-	-	-	-	-	-	-
Parental Rights	10.0	10.0	10.0	10.0	10.0	10.0	10.0	10.0	10.0
Same-Sex Relationships	5.0	5.0	5.0	5.0	5.0	5.0	0.0	0.0	0.0
Divorce	-	-	-	-	-	5.0	5.0	5.0	5.0

Human Freedom Score over Time



Human Freedom Ranking over Time



MEXICO

LATIN AMERICA & THE CARIBBEAN
RANKING 75/162



Score 0–10

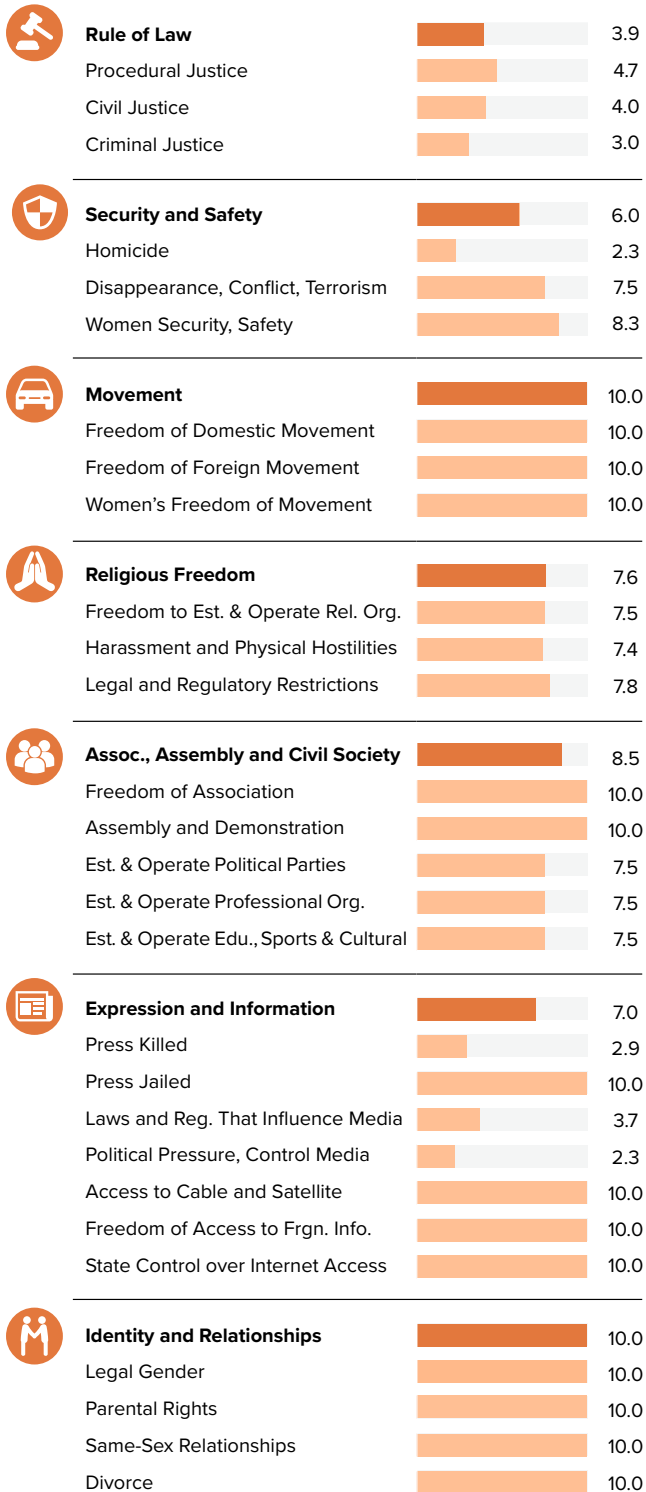
PERSONAL FREEDOM 6.80

ECONOMIC FREEDOM 6.90

HUMAN FREEDOM 6.85

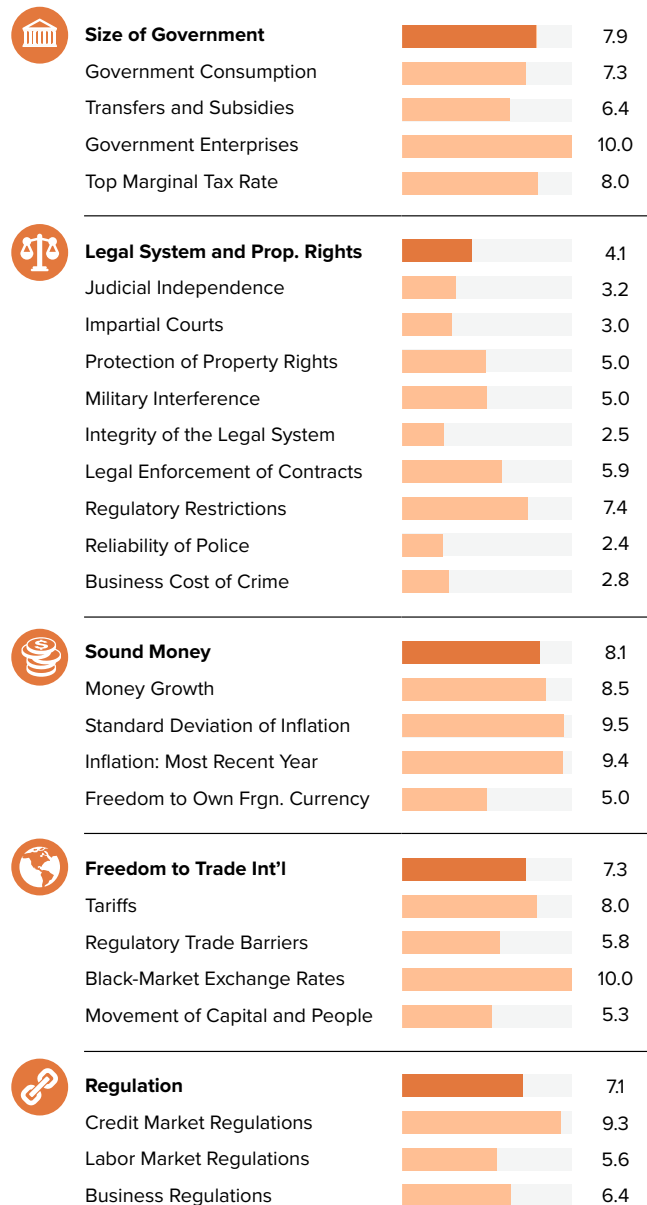
PERSONAL FREEDOM

Ranking
89/162










ECONOMIC FREEDOM

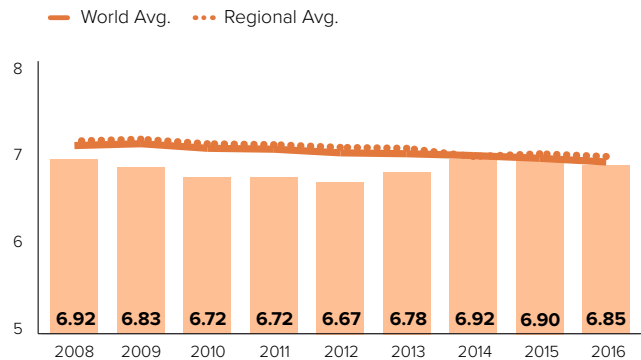
Ranking
82/162



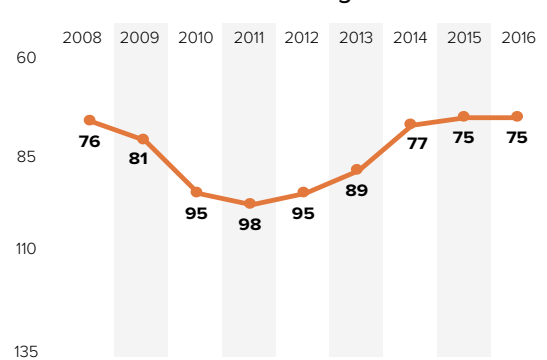
MEXICO | LATIN AMERICA & THE CARIBBEAN

	2008	2009	2010	2011	2012	2013	2014	2015	2016
HUMAN FREEDOM	6.92	6.83	6.72	6.72	6.67	6.78	6.92	6.90	6.85
ECONOMIC FREEDOM	6.66	6.53	6.67	6.68	6.71	6.77	6.85	6.88	6.90
PERSONAL FREEDOM	7.19	7.14	6.78	6.76	6.64	6.79	6.99	6.91	6.80
 Rule of Law	4.2	4.2	4.2	4.2	3.5	3.5	4.2	3.8	3.9
Procedural Justice	5.0	5.0	5.0	5.0	4.2	4.2	5.0	4.5	4.7
Civil Justice	4.0	4.0	4.0	4.0	3.9	3.9	4.4	4.1	4.0
Criminal Justice	3.5	3.5	3.5	3.5	2.5	2.5	3.1	2.9	3.0
 Security and Safety	7.8	7.2	6.5	6.1	6.2	6.1	6.5	6.4	6.0
Homicide	5.1	3.1	1.2	0.9	1.4	2.5	3.6	3.4	2.3
Disappearance, Conflict, Terrorism	8.5	8.5	8.5	7.5	7.5	7.4	7.5	7.5	7.5
Women Security, Safety	9.8	9.8	9.8	9.8	9.8	8.3	8.3	8.3	8.3
 Movement	10.0	10.0	10.0	10.0	10.0	10.0	10.0	10.0	10.0
Freedom of Domestic Movement	10.0	10.0	10.0	10.0	10.0	10.0	10.0	10.0	10.0
Freedom of Foreign Movement	10.0	10.0	10.0	10.0	10.0	10.0	10.0	10.0	10.0
Women's Freedom of Movement	10.0	10.0	10.0	10.0	10.0	10.0	10.0	10.0	10.0
 Religious Freedom	7.1	7.1	6.9	7.1	6.8	7.0	7.2	7.6	7.6
Freedom to Establish Religious Org.	7.1	7.1	7.1	7.5	7.5	7.5	7.5	7.5	7.5
Harassment and Physical Hostilities	9.3	9.6	8.8	9.0	8.7	9.2	9.4	8.3	7.4
Legal and Regulatory Restrictions	4.9	4.6	4.8	4.8	4.2	4.2	4.6	7.2	7.8
 Assoc., Assembly and Civil Society	7.3	7.3	7.3	7.8	7.8	9.2	8.5	8.5	8.5
Freedom of Association	7.5	7.5	7.5	10.0	10.0	10.0	10.0	10.0	10.0
Assembly and Demonstration	7.5	7.5	7.5	10.0	10.0	10.0	10.0	10.0	10.0
Est. & Operate Political Parties	5.4	5.4	5.4	5.0	5.0	5.0	7.5	7.5	7.5
Est. & Operate Professional Organizations	7.1	7.1	7.1	6.3	6.3	6.3	7.5	7.5	7.5
Est. & Operate Edu., Sporting and Cultural	8.8	8.8	8.8	7.5	7.5	7.5	7.5	7.5	7.5
 Expression and Information	7.6	8.6	6.9	7.1	7.4	7.8	7.7	7.4	7.0
Press Killed	4.7	3.1	1.5	3.3	5.0	7.6	7.6	6.0	2.9
Press Jailed	10.0	10.0	10.0	10.0	10.0	10.0	9.9	10.0	10.0
Laws and Reg. That Influence Media	5.0	9.3	4.3	4.3	4.7	4.7	4.0	3.7	3.7
Political Pressure, Control Media	3.3	8.0	2.3	2.3	2.3	2.3	2.3	2.3	2.3
Access to Cable and Satellite	10.0	10.0	10.0	10.0	10.0	10.0	10.0	10.0	10.0
Freedom of Access to Frgn. Info.	10.0	10.0	10.0	10.0	10.0	10.0	10.0	10.0	10.0
State Control over Internet Access	10.0	10.0	10.0	10.0	10.0	10.0	10.0	10.0	10.0
 Identity and Relationships	10.0	10.0	10.0	10.0	10.0	10.0	10.0	10.0	10.0
Legal Gender	-	-	-	-	-	-	-	10.0	10.0
Parental Rights	10.0	10.0	10.0	10.0	10.0	10.0	10.0	10.0	10.0
Same-Sex Relationships	10.0	10.0	10.0	10.0	10.0	10.0	10.0	10.0	10.0
Divorce	-	-	-	-	-	10.0	10.0	10.0	10.0

Human Freedom Score over Time



Human Freedom Ranking over Time



MOLDOVA

EASTERN EUROPE

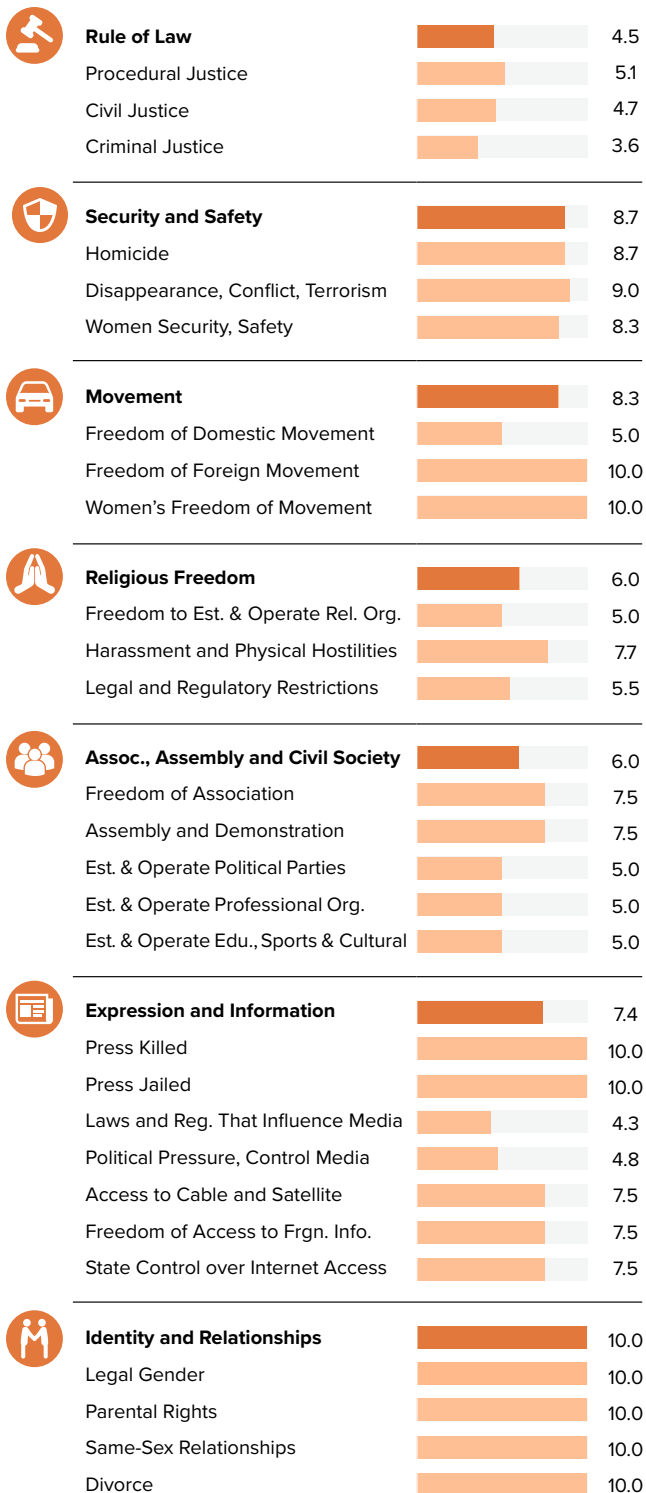
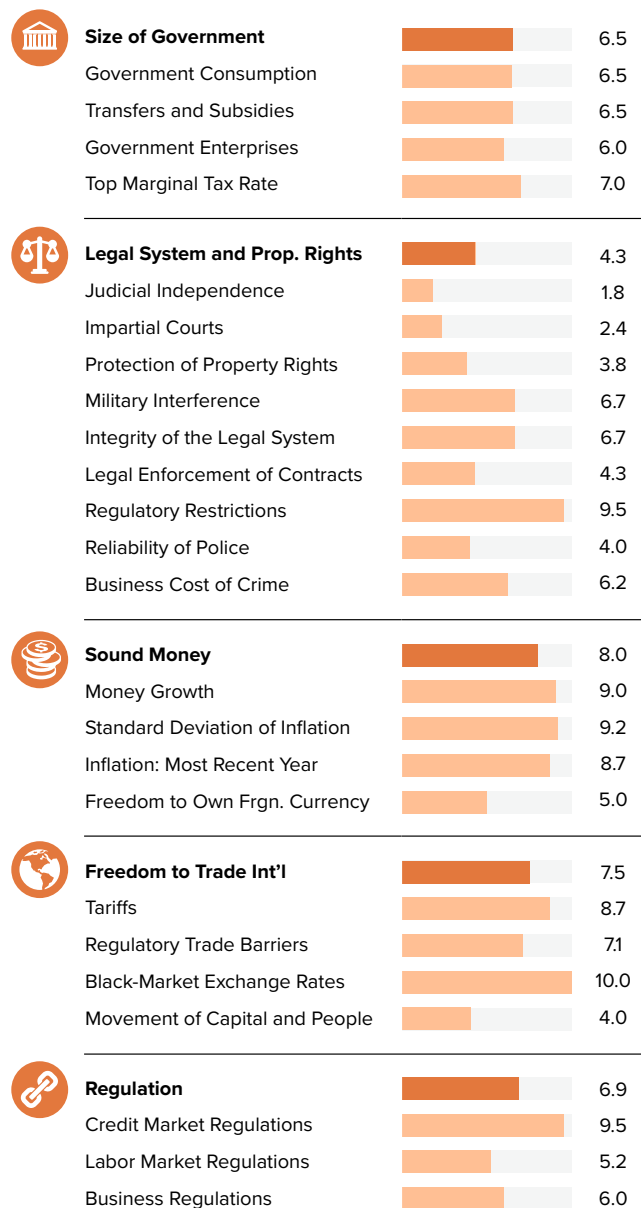
RANKING 75/162



Score 0–10

PERSONAL FREEDOM 7.06

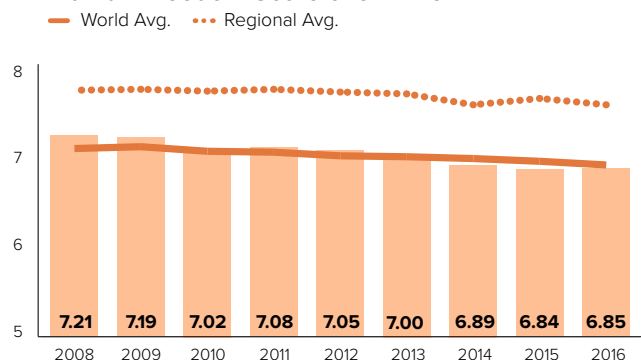
ECONOMIC FREEDOM 6.64

HUMAN FREEDOM 6.85**PERSONAL FREEDOM**Ranking
76/162**ECONOMIC FREEDOM**Ranking
95/162

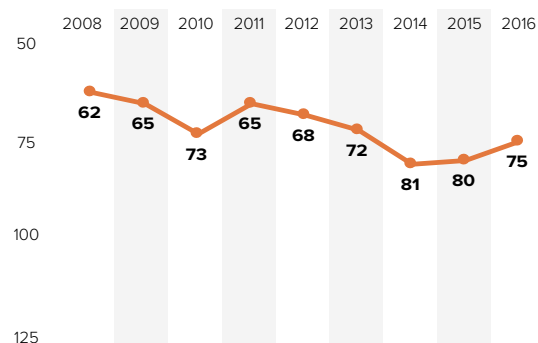
MOLDOVA | EASTERN EUROPE

	2008	2009	2010	2011	2012	2013	2014	2015	2016
HUMAN FREEDOM	7.21	7.19	7.02	7.08	7.05	7.00	6.89	6.84	6.85
ECONOMIC FREEDOM	6.91	6.66	6.58	6.70	6.64	6.55	6.65	6.57	6.64
PERSONAL FREEDOM	7.51	7.73	7.45	7.46	7.46	7.45	7.13	7.10	7.06
Rule of Law	4.2	4.2	4.2	4.2	3.9	3.9	4.1	4.5	4.5
Procedural Justice	4.5	4.5	4.5	4.5	4.4	4.4	4.5	5.0	5.1
Civil Justice	4.2	4.2	4.2	4.2	4.1	4.1	4.3	4.6	4.7
Criminal Justice	4.0	4.0	4.0	4.0	3.4	3.4	3.4	3.8	3.6
Security and Safety	8.9	8.4	8.8	8.4	8.6	8.6	8.7	8.7	8.7
Homicide	7.7	7.6	7.4	7.0	7.8	8.3	8.7	8.7	8.7
Disappearance, Conflict, Terrorism	9.0	7.6	9.0	9.0	9.0	9.0	9.0	9.0	9.0
Women Security, Safety	10.0	10.0	10.0	9.2	9.2	8.3	8.3	8.3	8.3
Movement	8.3	8.3	8.3	8.3	8.3	8.3	8.3	8.3	8.3
Freedom of Domestic Movement	10.0	5.0	10.0	5.0	5.0	5.0	5.0	5.0	5.0
Freedom of Foreign Movement	5.0	10.0	5.0	10.0	10.0	10.0	10.0	10.0	10.0
Women's Freedom of Movement	10.0	10.0	10.0	10.0	10.0	10.0	10.0	10.0	10.0
Religious Freedom	8.8	9.0	8.6	8.7	8.6	8.7	7.6	6.4	6.0
Freedom to Establish Religious Org.	-	-	-	-	-	-	5.0	5.0	5.0
Harassment and Physical Hostilities	9.4	9.4	9.1	9.2	9.0	9.8	9.7	7.8	7.7
Legal and Regulatory Restrictions	8.2	8.6	8.1	8.2	8.2	7.7	8.2	6.3	5.5
Assoc., Assembly and Civil Society	-	-	-	-	-	-	6.0	6.0	6.0
Freedom of Association	-	-	-	-	-	-	7.5	7.5	7.5
Assembly and Demonstration	-	-	-	-	-	-	7.5	7.5	7.5
Est. & Operate Political Parties	-	-	-	-	-	-	5.0	5.0	5.0
Est. & Operate Professional Organizations	-	-	-	-	-	-	5.0	5.0	5.0
Est. & Operate Edu., Sporting and Cultural	-	-	-	-	-	-	5.0	5.0	5.0
Expression and Information	6.7	9.3	6.7	7.5	7.5	7.5	7.4	7.4	7.4
Press Killed	10.0	10.0	10.0	10.0	10.0	10.0	10.0	10.0	10.0
Press Jailed	10.0	10.0	7.2	10.0	10.0	10.0	10.0	10.0	10.0
Laws and Reg. That Influence Media	3.3	9.0	4.3	4.3	4.7	4.7	4.3	4.3	4.3
Political Pressure, Control Media	3.5	8.3	5.3	5.5	5.5	5.5	5.3	4.8	4.8
Access to Cable and Satellite	-	-	-	-	-	-	7.5	7.5	7.5
Freedom of Access to Frgn. Info.	-	-	-	-	-	-	7.5	7.5	7.5
State Control over Internet Access	-	-	-	-	-	-	7.5	7.5	7.5
Identity and Relationships	10.0	10.0	10.0	10.0	10.0	10.0	10.0	10.0	10.0
Legal Gender	-	-	-	-	-	-	-	10.0	10.0
Parental Rights	10.0	10.0	10.0	10.0	10.0	10.0	10.0	10.0	10.0
Same-Sex Relationships	10.0	10.0	10.0	10.0	10.0	10.0	10.0	10.0	10.0
Divorce	-	-	-	-	-	10.0	10.0	10.0	10.0

Human Freedom Score over Time



Human Freedom Ranking over Time



MONGOLIA

EAST ASIA

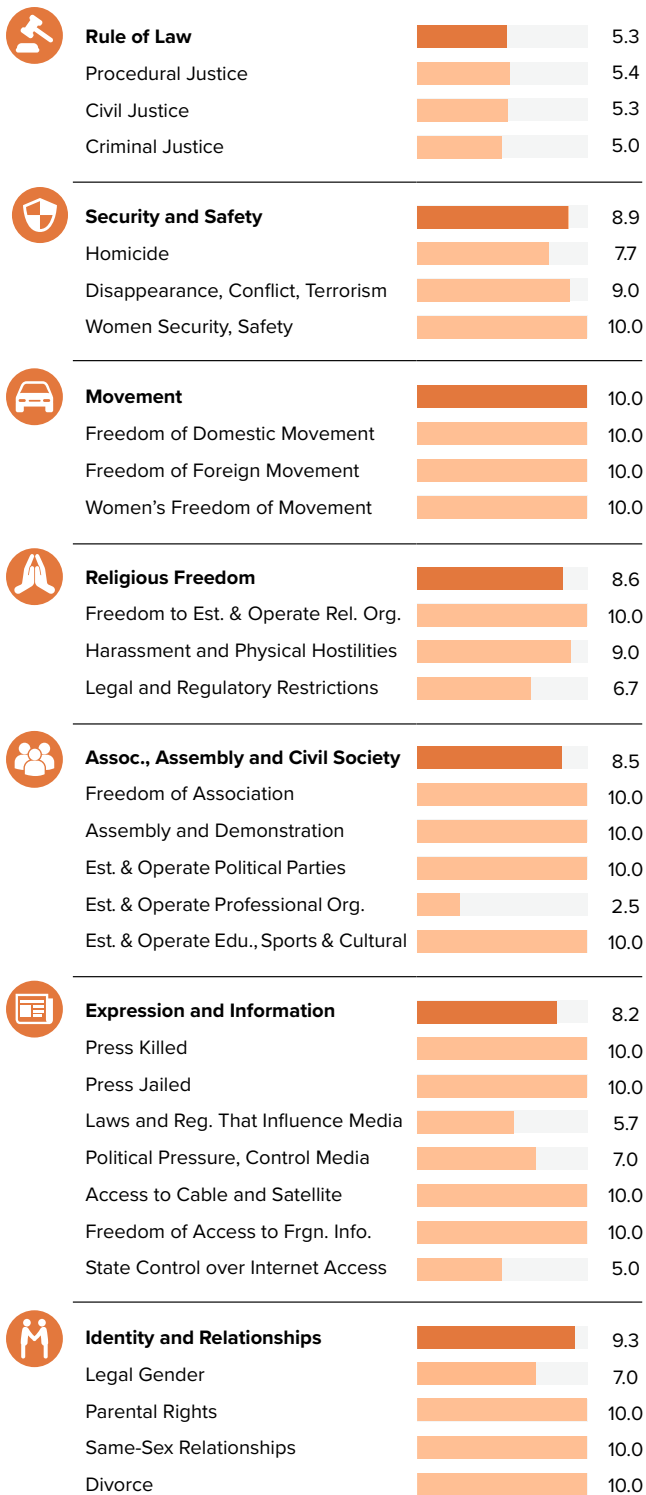
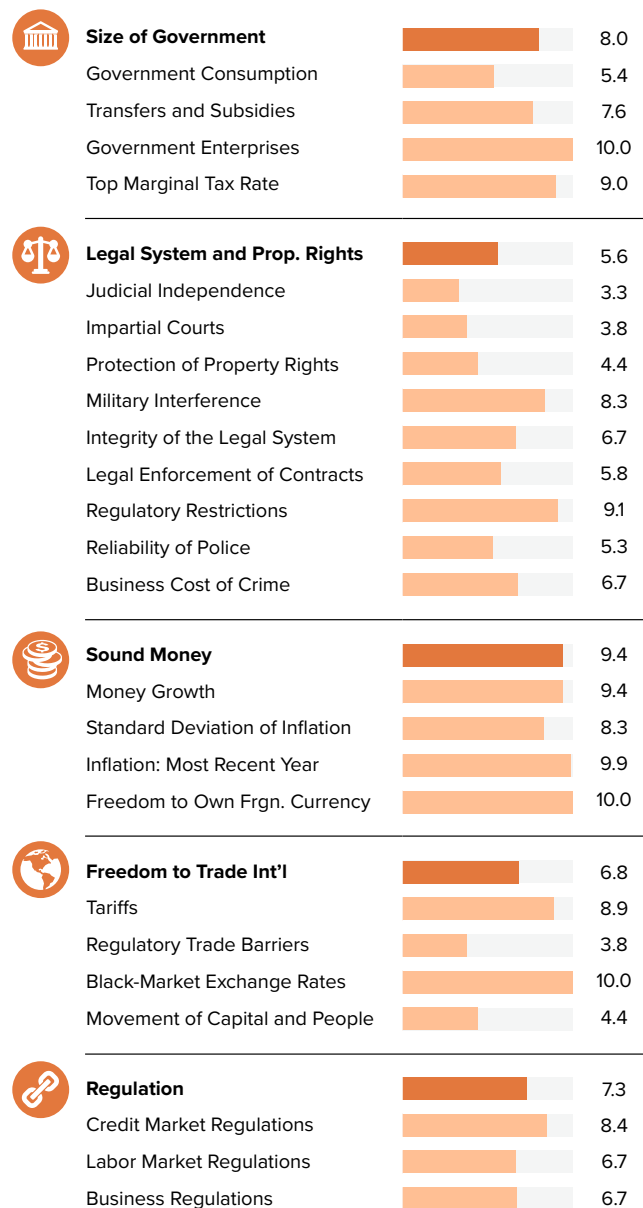
RANKING 45/162



Score 0–10

PERSONAL FREEDOM 8.00

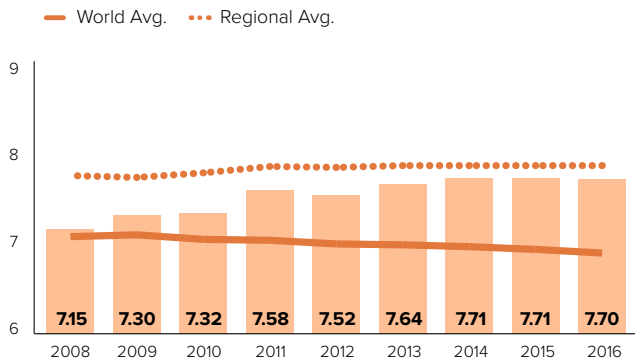
ECONOMIC FREEDOM 7.40

HUMAN FREEDOM 7.70**PERSONAL FREEDOM**Ranking
43/162**ECONOMIC FREEDOM**Ranking
48/162

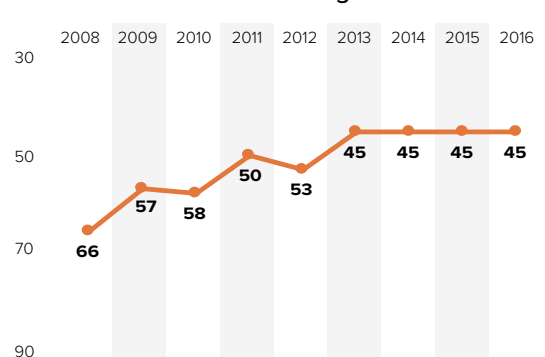
MONGOLIA | EAST ASIA

	2008	2009	2010	2011	2012	2013	2014	2015	2016
HUMAN FREEDOM	7.15	7.30	7.32	7.58	7.52	7.64	7.71	7.71	7.70
ECONOMIC FREEDOM	6.73	7.03	7.06	7.17	7.02	7.17	7.32	7.38	7.40
PERSONAL FREEDOM	7.56	7.56	7.58	7.98	8.02	8.11	8.10	8.04	8.00
Rule of Law	5.3	5.3	5.3	5.3	5.2	5.2	5.0	5.3	5.3
Procedural Justice	5.2	5.2	5.2	5.2	5.5	5.5	5.4	5.7	5.4
Civil Justice	5.3	5.3	5.3	5.3	5.2	5.2	5.5	5.4	5.3
Criminal Justice	5.4	5.4	5.4	5.4	4.8	4.8	4.2	4.8	5.0
Security and Safety	8.3	8.3	8.4	8.5	8.9	9.0	8.7	8.8	8.9
Homicide	6.8	6.7	6.5	6.1	7.2	7.1	7.1	7.5	7.7
Disappearance, Conflict, Terrorism	9.0	9.0	9.5	9.5	9.5	10.0	9.0	9.0	9.0
Women Security, Safety	9.2	9.2	9.2	10.0	10.0	10.0	10.0	10.0	10.0
Movement	10.0	10.0	10.0	10.0	10.0	10.0	10.0	10.0	10.0
Freedom of Domestic Movement	10.0	10.0	10.0	10.0	10.0	10.0	10.0	10.0	10.0
Freedom of Foreign Movement	10.0	10.0	10.0	10.0	10.0	10.0	10.0	10.0	10.0
Women's Freedom of Movement	10.0	10.0	10.0	10.0	10.0	10.0	10.0	10.0	10.0
Religious Freedom	8.6	8.5	8.5	8.2	8.1	8.2	9.9	9.0	8.6
Freedom to Establish Religious Org.	5.8	5.8	5.8	5.0	5.0	5.0	10.0	10.0	10.0
Harassment and Physical Hostilities	10.0	9.9	9.9	9.9	10.0	10.0	9.9	9.3	9.0
Legal and Regulatory Restrictions	9.8	9.8	9.8	9.8	9.3	9.5	9.8	7.5	6.7
Assoc., Assembly and Civil Society	5.2	5.2	5.2	8.0	8.0	8.3	8.5	8.5	8.5
Freedom of Association	5.0	5.0	5.0	7.5	7.5	7.5	10.0	10.0	10.0
Assembly and Demonstration	5.0	5.0	5.0	7.5	7.5	7.5	10.0	10.0	10.0
Est. & Operate Political Parties	5.8	5.8	5.8	7.5	7.5	7.5	10.0	10.0	10.0
Est. & Operate Professional Organizations	4.2	4.2	4.2	7.5	7.5	7.5	2.5	2.5	2.5
Est. & Operate Edu., Sporting and Cultural	5.8	5.8	5.8	10.0	10.0	10.0	10.0	10.0	10.0
Expression and Information	7.9	8.0	7.9	9.0	9.0	9.0	8.2	8.2	8.2
Press Killed	10.0	10.0	10.0	10.0	10.0	10.0	10.0	10.0	10.0
Press Jailed	10.0	10.0	10.0	10.0	10.0	10.0	10.0	10.0	10.0
Laws and Reg. That Influence Media	5.7	6.3	5.3	5.7	5.7	5.7	5.7	5.7	5.7
Political Pressure, Control Media	6.0	6.0	6.8	7.0	7.0	7.0	7.0	7.0	7.0
Access to Cable and Satellite	6.7	6.7	6.7	10.0	10.0	10.0	10.0	10.0	10.0
Freedom of Access to Frgn. Info.	6.7	6.7	6.7	10.0	10.0	10.0	10.0	10.0	10.0
State Control over Internet Access	10.0	10.0	10.0	10.0	10.0	10.0	5.0	5.0	5.0
Identity and Relationships	10.0	10.0	10.0	10.0	10.0	10.0	10.0	9.3	9.3
Legal Gender	-	-	-	-	-	-	-	7.0	7.0
Parental Rights	10.0	10.0	10.0	10.0	10.0	10.0	10.0	10.0	10.0
Same-Sex Relationships	10.0	10.0	10.0	10.0	10.0	10.0	10.0	10.0	10.0
Divorce	-	-	-	-	-	10.0	10.0	10.0	10.0

Human Freedom Score over Time



Human Freedom Ranking over Time



MONTENEGRO

EASTERN EUROPE

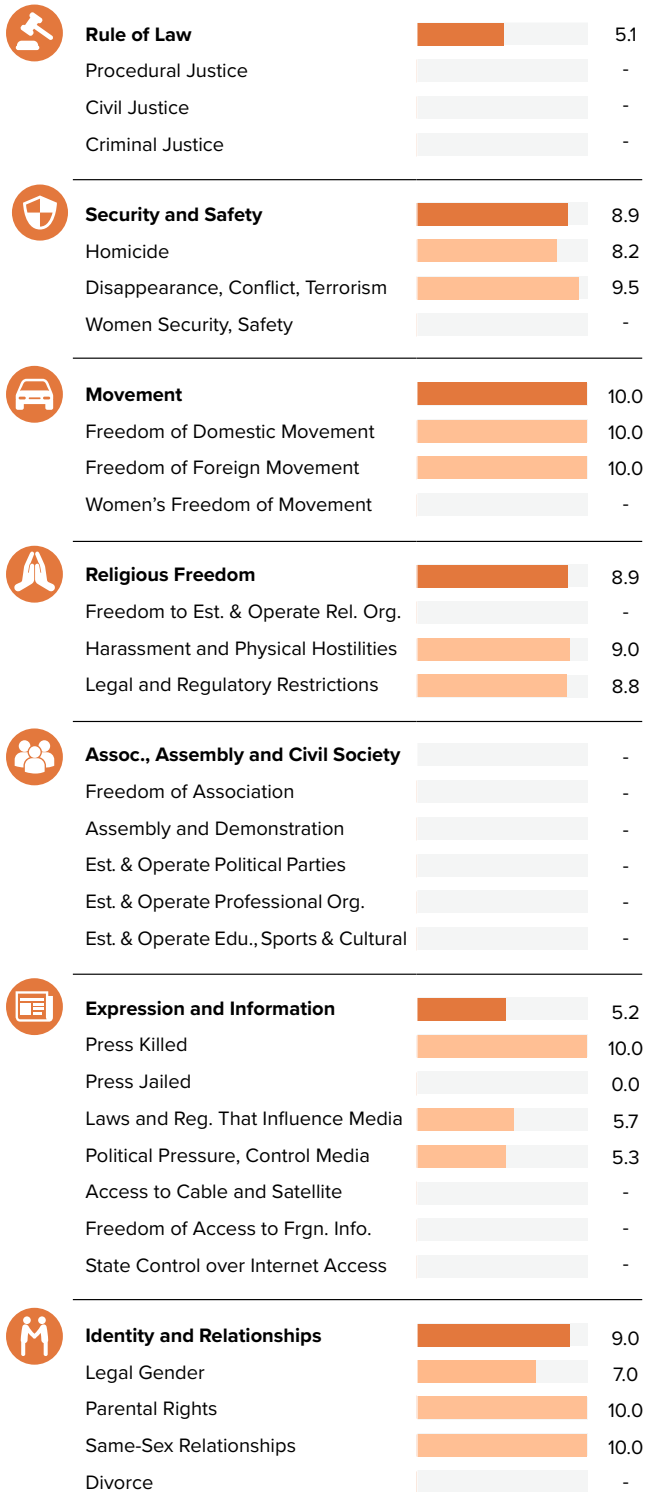
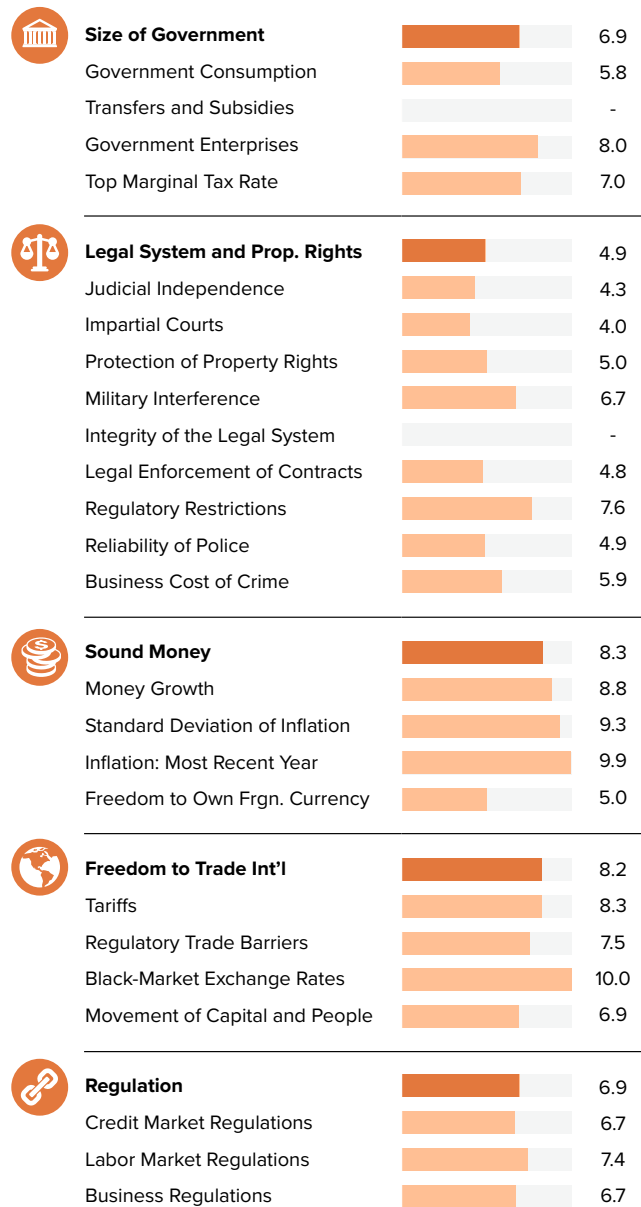
RANKING 52/162










Score 0–10

PERSONAL FREEDOM 7.63

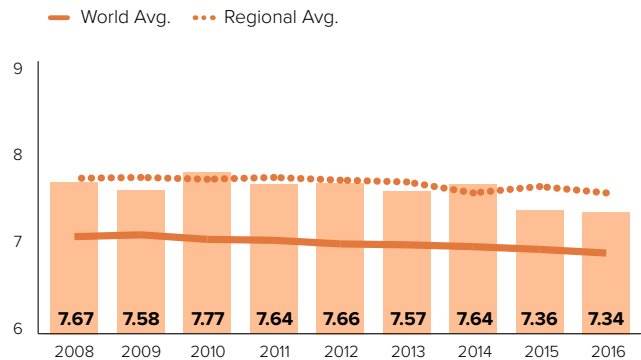
ECONOMIC FREEDOM 7.04

HUMAN FREEDOM 7.34**PERSONAL FREEDOM**Ranking
56/162**ECONOMIC FREEDOM**Ranking
72/162

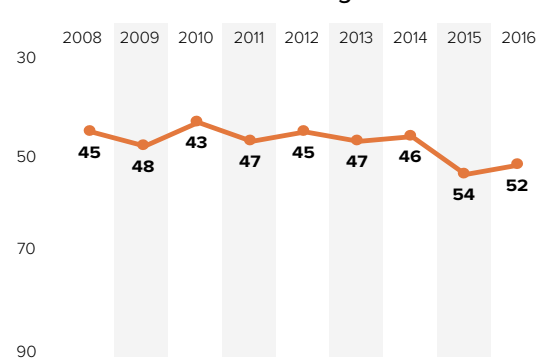
MONTENEGRO | EASTERN EUROPE

	2008	2009	2010	2011	2012	2013	2014	2015	2016
HUMAN FREEDOM	7.67	7.58	7.77	7.64	7.66	7.57	7.64	7.36	7.34
ECONOMIC FREEDOM	7.19	7.16	7.33	7.14	7.25	7.08	7.17	6.74	7.04
PERSONAL FREEDOM	8.15	8.00	8.21	8.15	8.08	8.05	8.10	7.98	7.63
 Rule of Law	5.5	5.5	5.5	5.5	5.2	5.2	5.2	5.3	5.1
Procedural Justice	-	-	-	-	-	-	-	-	-
Civil Justice	-	-	-	-	-	-	-	-	-
Criminal Justice	-	-	-	-	-	-	-	-	-
 Security and Safety	9.3	9.4	9.5	9.4	9.5	9.4	9.1	9.2	8.9
Homicide	8.5	8.7	9.0	8.7	8.9	9.4	8.7	8.9	8.2
Disappearance, Conflict, Terrorism	9.5	9.5	9.5	9.5	9.5	9.5	9.5	9.5	9.5
Women Security, Safety	10.0	10.0	10.0	10.0	10.0	-	-	-	-
 Movement	10.0	10.0	10.0	10.0	10.0	10.0	10.0	10.0	10.0
Freedom of Domestic Movement	10.0	10.0	10.0	10.0	10.0	10.0	10.0	10.0	10.0
Freedom of Foreign Movement	10.0	10.0	10.0	10.0	10.0	10.0	10.0	10.0	10.0
Women's Freedom of Movement	10.0	10.0	10.0	10.0	10.0	-	-	-	-
 Religious Freedom	7.5	7.8	7.6	7.2	7.1	7.1	8.1	7.9	8.9
Freedom to Establish Religious Org.	-	-	-	-	-	-	-	-	-
Harassment and Physical Hostilities	8.8	8.5	8.5	8.0	8.4	8.6	8.9	8.2	9.0
Legal and Regulatory Restrictions	6.2	7.2	6.6	6.3	5.7	5.6	7.3	7.6	8.8
 Assoc., Assembly and Civil Society	-	-	-	-	-	-	-	-	-
Freedom of Association	-	-	-	-	-	-	-	-	-
Assembly and Demonstration	-	-	-	-	-	-	-	-	-
Est. & Operate Political Parties	-	-	-	-	-	-	-	-	-
Est. & Operate Professional Organizations	-	-	-	-	-	-	-	-	-
Est. & Operate Edu., Sporting and Cultural	-	-	-	-	-	-	-	-	-
 Expression and Information	8.1	6.4	8.1	8.3	8.2	8.0	8.0	8.0	5.2
Press Killed	10.0	10.0	10.0	10.0	10.0	10.0	10.0	10.0	10.0
Press Jailed	10.0	10.0	10.0	10.0	10.0	10.0	10.0	10.0	0.0
Laws and Reg. That Influence Media	6.3	1.7	6.3	7.0	7.0	6.7	6.7	6.3	5.7
Political Pressure, Control Media	6.0	4.0	6.0	6.0	5.8	5.5	5.5	5.5	5.3
Access to Cable and Satellite	-	-	-	-	-	-	-	-	-
Freedom of Access to Frgn. Info.	-	-	-	-	-	-	-	-	-
State Control over Internet Access	-	-	-	-	-	-	-	-	-
 Identity and Relationships	10.0	10.0	10.0	10.0	10.0	10.0	10.0	9.0	9.0
Legal Gender	-	-	-	-	-	-	-	7.0	7.0
Parental Rights	10.0	10.0	10.0	10.0	10.0	10.0	10.0	10.0	10.0
Same-Sex Relationships	10.0	10.0	10.0	10.0	10.0	10.0	10.0	10.0	10.0
Divorce	-	-	-	-	-	-	-	-	-

Human Freedom Score over Time



Human Freedom Ranking over Time



MOROCCO

MIDDLE EAST & NORTH AFRICA

RANKING 127/162



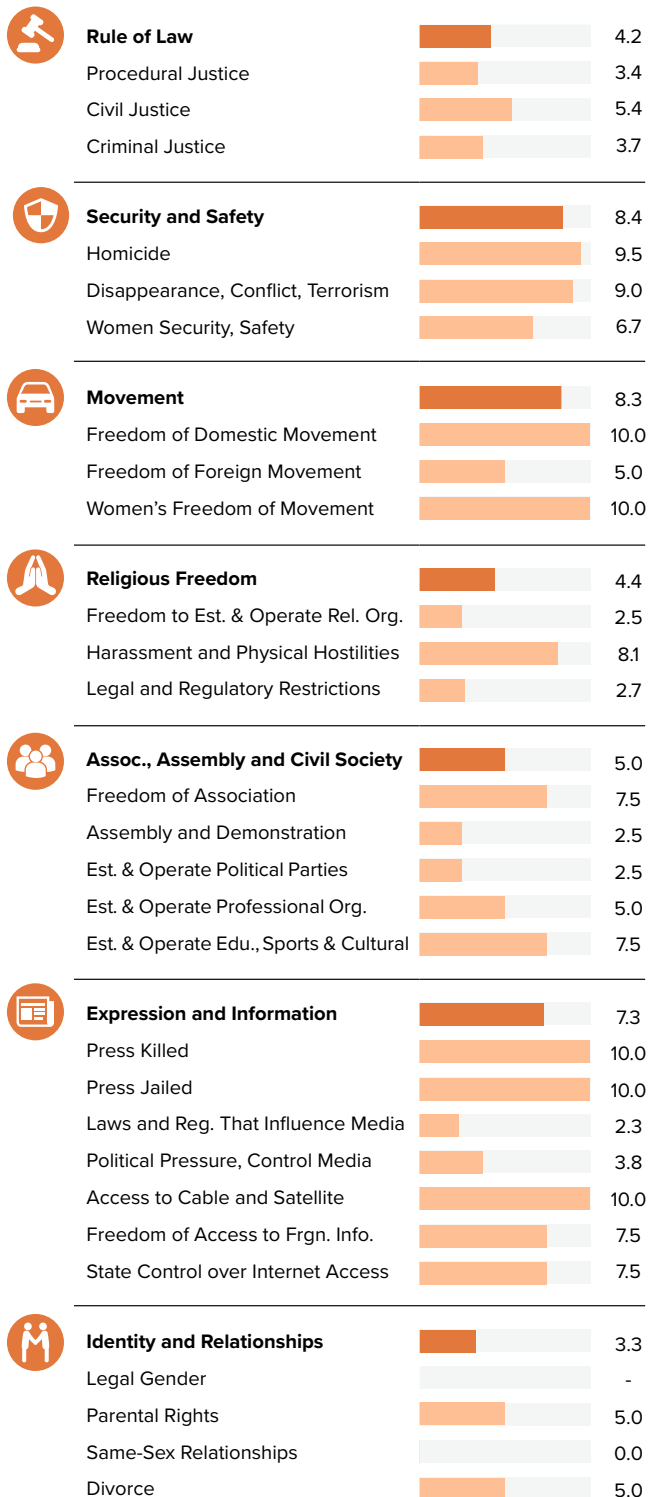
Score 0–10

PERSONAL FREEDOM 5.99
ECONOMIC FREEDOM 6.37

HUMAN FREEDOM 6.18

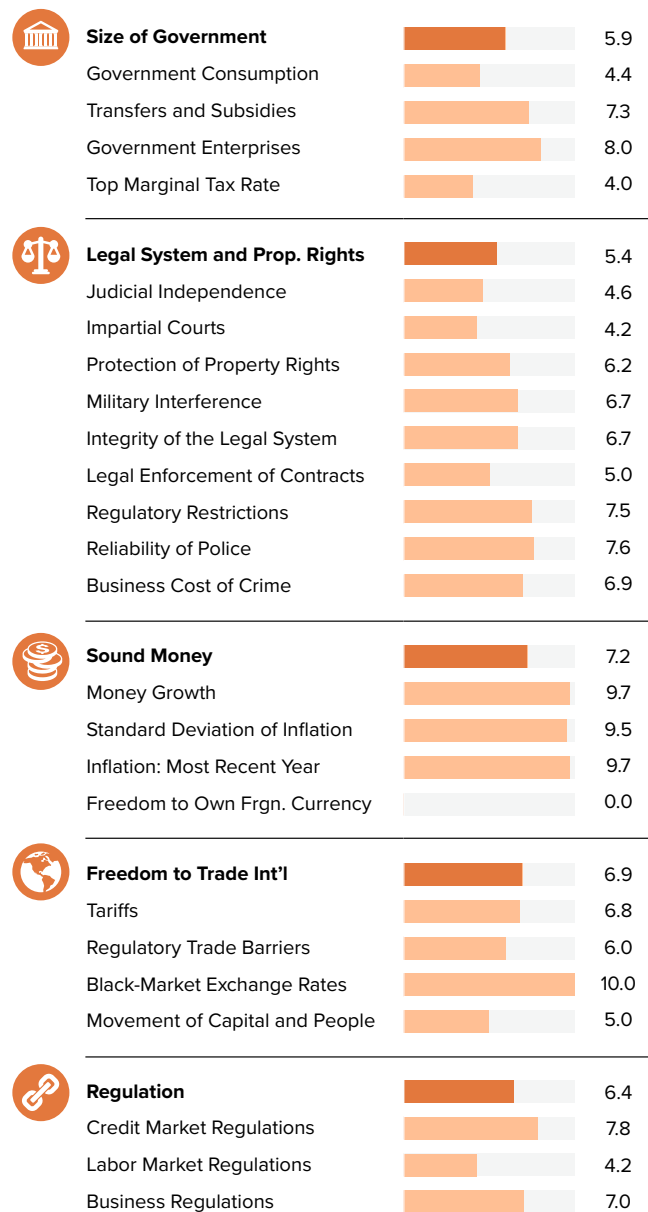
PERSONAL FREEDOM

Ranking
124/162



ECONOMIC FREEDOM

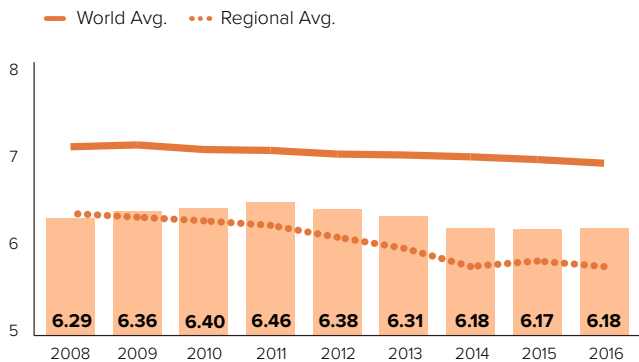
Ranking
115/162



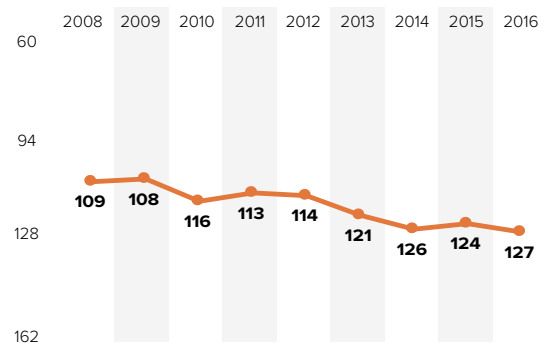
MOROCCO | MIDDLE EAST & NORTH AFRICA

	2008	2009	2010	2011	2012	2013	2014	2015	2016
HUMAN FREEDOM	6.29	6.36	6.40	6.46	6.38	6.31	6.18	6.17	6.18
ECONOMIC FREEDOM	6.22	6.26	6.41	6.47	6.34	6.37	6.28	6.36	6.37
PERSONAL FREEDOM	6.36	6.46	6.39	6.46	6.41	6.24	6.09	5.98	5.99
Rule of Law	4.0	4.0	4.0	4.0	3.7	3.7	3.7	4.0	4.2
Procedural Justice	2.9	2.9	2.9	2.9	2.7	2.7	2.7	2.9	3.4
Civil Justice	5.4	5.4	5.4	5.4	5.0	5.0	5.1	5.3	5.4
Criminal Justice	3.5	3.5	3.5	3.5	3.5	3.5	3.3	3.7	3.7
Security and Safety	8.7	8.7	8.6	8.0	8.1	8.1	8.4	8.4	8.4
Homicide	9.5	9.5	9.4	9.5	9.5	9.5	9.6	9.5	9.5
Disappearance, Conflict, Terrorism	9.0	9.0	9.0	7.9	8.0	8.0	9.0	9.0	9.0
Women Security, Safety	7.5	7.5	7.5	6.7	6.7	6.7	6.7	6.7	6.7
Movement	8.3	8.3	8.3	8.3	8.3	8.3	8.3	8.3	8.3
Freedom of Domestic Movement	10.0	5.0	10.0	5.0	5.0	5.0	10.0	10.0	10.0
Freedom of Foreign Movement	5.0	10.0	5.0	10.0	10.0	10.0	5.0	5.0	5.0
Women's Freedom of Movement	10.0	10.0	10.0	10.0	10.0	10.0	10.0	10.0	10.0
Religious Freedom	5.9	6.1	6.4	6.6	6.6	6.6	6.6	5.0	4.4
Freedom to Establish Religious Org.	1.3	1.3	1.3	2.5	2.5	2.5	2.5	2.5	2.5
Harassment and Physical Hostilities	9.7	9.8	9.7	9.7	9.7	9.6	9.7	8.1	8.1
Legal and Regulatory Restrictions	6.8	7.4	8.2	7.6	7.6	7.6	7.6	4.4	2.7
Assoc., Assembly and Civil Society	5.7	5.7	5.7	7.5	7.5	7.5	5.0	5.0	5.0
Freedom of Association	5.0	5.0	5.0	7.5	7.5	7.5	7.5	7.5	7.5
Assembly and Demonstration	5.0	5.0	5.0	7.5	7.5	7.5	2.5	2.5	2.5
Est. & Operate Political Parties	5.4	5.4	5.4	8.8	8.8	8.8	2.5	2.5	2.5
Est. & Operate Professional Organizations	7.1	7.1	7.1	6.3	6.3	6.3	5.0	5.0	5.0
Est. & Operate Edu., Sporting and Cultural	5.8	5.8	5.8	7.5	7.5	7.5	7.5	7.5	7.5
Expression and Information	7.1	7.9	7.0	7.1	7.2	7.2	7.2	7.3	7.3
Press Killed	10.0	10.0	10.0	10.0	10.0	10.0	10.0	10.0	10.0
Press Jailed	10.0	9.7	10.0	9.4	9.4	9.7	9.7	9.7	10.0
Laws and Reg. That Influence Media	2.0	6.0	1.7	1.7	2.0	2.0	2.0	2.3	2.3
Political Pressure, Control Media	4.3	6.0	3.8	3.8	4.0	4.0	4.0	3.8	3.8
Access to Cable and Satellite	10.0	10.0	10.0	10.0	10.0	10.0	10.0	10.0	10.0
Freedom of Access to Frgn. Info.	6.7	6.7	6.7	7.5	7.5	7.5	7.5	7.5	7.5
State Control over Internet Access	6.7	6.7	6.7	7.5	7.5	7.5	7.5	7.5	7.5
Identity and Relationships	5.0	5.0	5.0	5.0	5.0	3.3	3.3	3.3	3.3
Legal Gender	-	-	-	-	-	-	-	-	-
Parental Rights	10.0	10.0	10.0	10.0	10.0	5.0	5.0	5.0	5.0
Same-Sex Relationships	0.0	0.0	0.0	0.0	0.0	0.0	0.0	0.0	0.0
Divorce	-	-	-	-	-	5.0	5.0	5.0	5.0

Human Freedom Score over Time



Human Freedom Ranking over Time



MOZAMBIQUE

SUB-SAHARAN AFRICA

RANKING 130/162



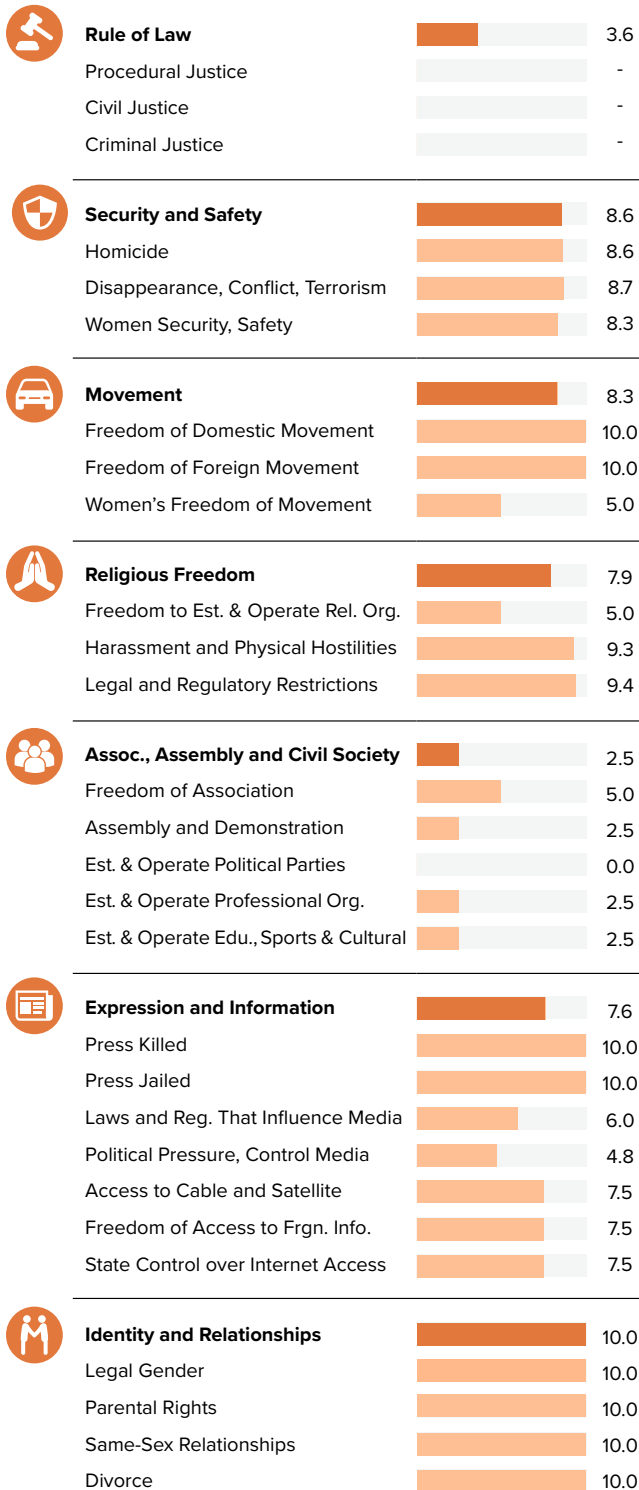
Score 0–10

PERSONAL FREEDOM 6.66

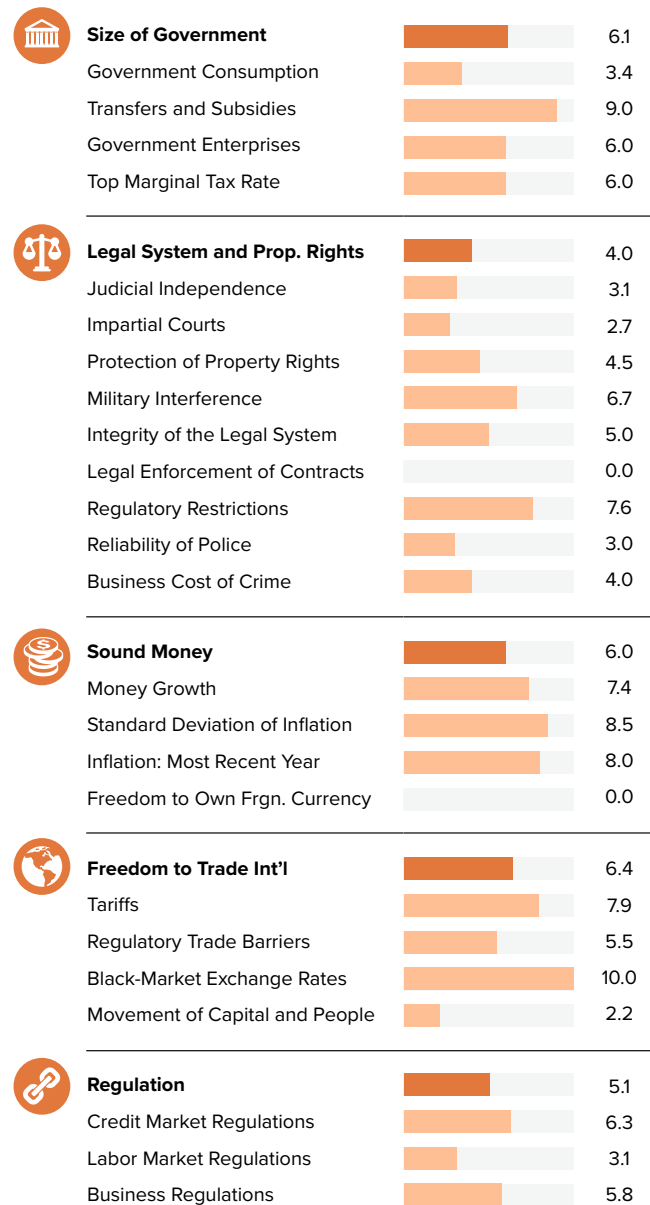
ECONOMIC FREEDOM 5.50

HUMAN FREEDOM 6.08








PERSONAL FREEDOM

 Ranking
95/162


ECONOMIC FREEDOM

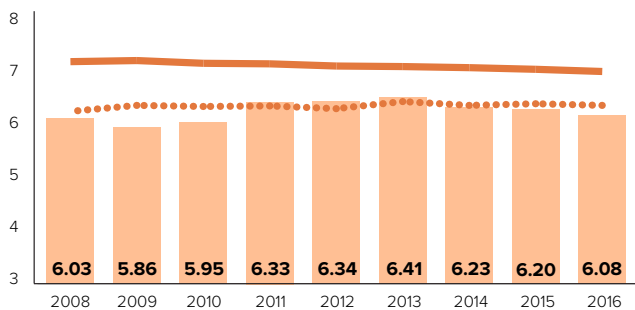
 Ranking
149/162


MOZAMBIQUE | SUB-SAHARAN AFRICA

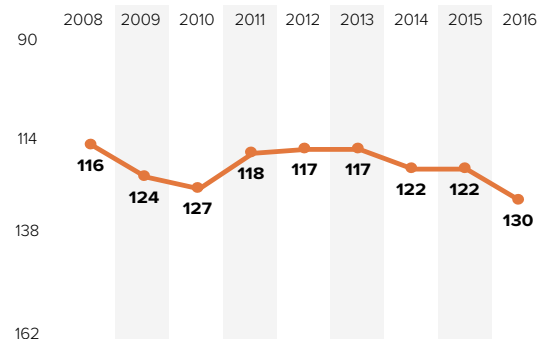
	2008	2009	2010	2011	2012	2013	2014	2015	2016
HUMAN FREEDOM	6.03	5.86	5.95	6.33	6.34	6.41	6.23	6.20	6.08
ECONOMIC FREEDOM	5.67	5.47	5.51	5.77	5.93	5.78	5.75	5.63	5.50
PERSONAL FREEDOM	6.39	6.24	6.40	6.88	6.74	7.05	6.71	6.78	6.66
 Rule of Law	4.8	4.8	4.8	4.8	4.3	4.3	3.8	3.8	3.6
Procedural Justice	-	-	-	-	-	-	-	-	-
Civil Justice	-	-	-	-	-	-	-	-	-
Criminal Justice	-	-	-	-	-	-	-	-	-
 Security and Safety	8.0	8.1	8.1	8.3	8.1	8.4	8.6	8.6	8.6
Homicide	8.3	8.6	8.6	8.6	8.6	8.6	8.6	8.6	8.6
Disappearance, Conflict, Terrorism	9.0	9.0	9.0	9.5	9.0	8.2	8.9	9.0	8.7
Women Security, Safety	6.7	6.7	6.7	6.7	6.7	8.3	8.3	8.3	8.3
 Movement	5.0	5.0	5.0	5.0	5.0	5.0	8.3	8.3	8.3
Freedom of Domestic Movement	0.0	10.0	0.0	10.0	10.0	10.0	10.0	10.0	10.0
Freedom of Foreign Movement	10.0	0.0	10.0	0.0	0.0	0.0	10.0	10.0	10.0
Women's Freedom of Movement	5.0	5.0	5.0	5.0	5.0	5.0	5.0	5.0	5.0
 Religious Freedom	8.0	7.9	7.9	8.2	8.5	8.6	7.4	8.1	7.9
Freedom to Establish Religious Org.	7.1	7.1	7.1	8.8	8.8	8.8	5.0	5.0	5.0
Harassment and Physical Hostilities	8.8	9.0	9.3	9.3	9.5	9.6	9.4	10.0	9.3
Legal and Regulatory Restrictions	8.1	7.5	7.4	6.4	7.1	7.5	7.7	9.3	9.4
 Assoc., Assembly and Civil Society	7.5	7.5	7.5	9.0	9.0	9.6	2.5	2.5	2.5
Freedom of Association	7.5	7.5	7.5	10.0	10.0	10.0	5.0	5.0	5.0
Assembly and Demonstration	7.5	7.5	7.5	10.0	10.0	10.0	2.5	2.5	2.5
Est. & Operate Political Parties	8.3	8.3	8.3	8.8	8.8	8.8	0.0	0.0	0.0
Est. & Operate Professional Organizations	7.1	7.1	7.1	7.5	7.5	7.5	2.5	2.5	2.5
Est. & Operate Edu., Sporting and Cultural	7.1	7.1	7.1	8.8	8.8	8.8	2.5	2.5	2.5
 Expression and Information	8.9	7.2	8.8	8.9	8.9	8.8	7.8	7.7	7.6
Press Killed	10.0	10.0	10.0	10.0	10.0	10.0	10.0	10.0	10.0
Press Jailed	10.0	10.0	10.0	10.0	10.0	10.0	10.0	10.0	10.0
Laws and Reg. That Influence Media	6.0	0.0	5.7	6.0	5.7	5.7	6.0	6.0	6.0
Political Pressure, Control Media	6.3	0.5	5.8	6.0	6.5	5.8	5.8	5.3	4.8
Access to Cable and Satellite	10.0	10.0	10.0	10.0	10.0	10.0	7.5	7.5	7.5
Freedom of Access to Frgn. Info.	10.0	10.0	10.0	10.0	10.0	10.0	7.5	7.5	7.5
State Control over Internet Access	10.0	10.0	10.0	10.0	10.0	10.0	7.5	7.5	7.5
 Identity and Relationships	2.5	2.5	2.5	5.0	5.0	6.7	10.0	10.0	10.0
Legal Gender	-	-	-	-	-	-	-	10.0	10.0
Parental Rights	5.0	5.0	5.0	10.0	10.0	10.0	10.0	10.0	10.0
Same-Sex Relationships	0.0	0.0	0.0	0.0	0.0	0.0	10.0	10.0	10.0
Divorce	-	-	-	-	-	10.0	10.0	10.0	10.0

Human Freedom Score over Time

— World Avg. ●●● Regional Avg.



Human Freedom Ranking over Time



MYANMAR

SOUTH ASIA

RANKING 149/162



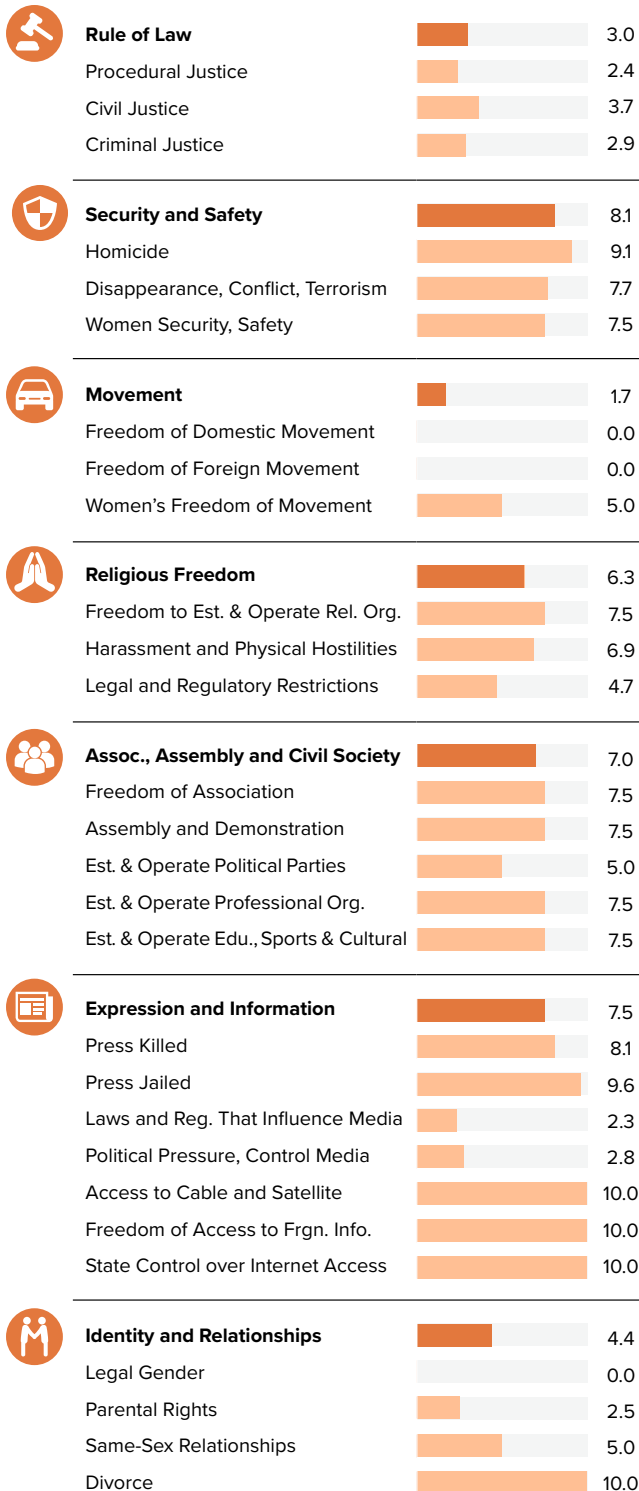
Score 0–10

PERSONAL FREEDOM 5.46

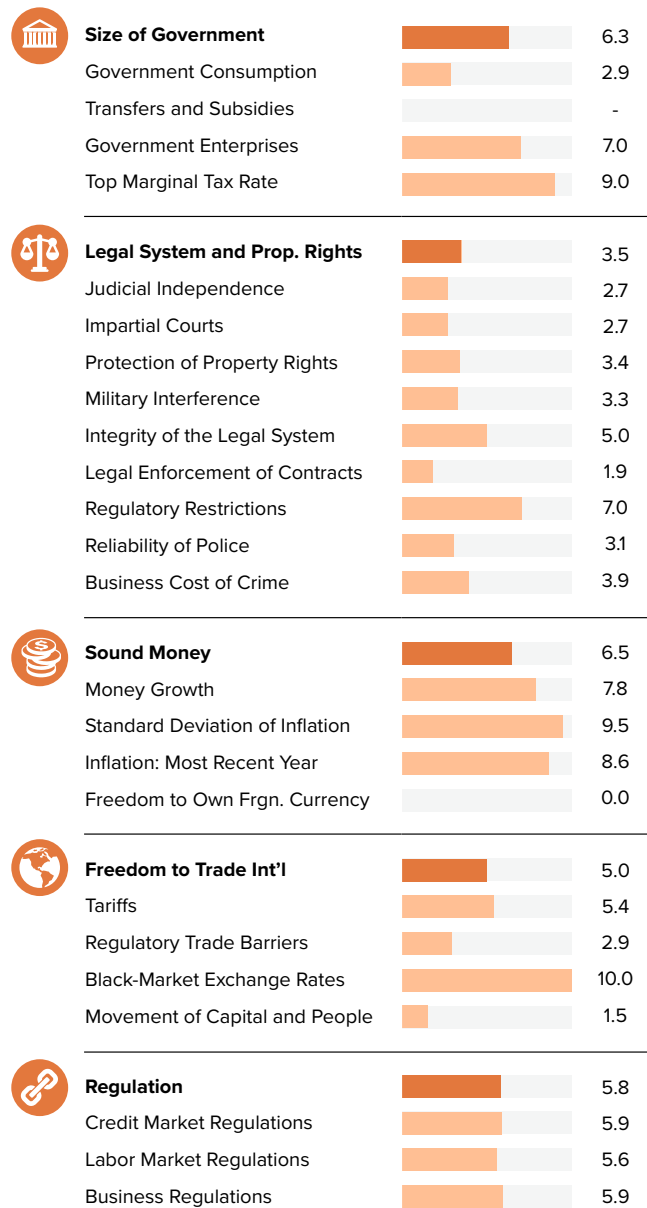
ECONOMIC FREEDOM 5.42

HUMAN FREEDOM 5.44

PERSONAL FREEDOM

 Ranking
139/162


ECONOMIC FREEDOM

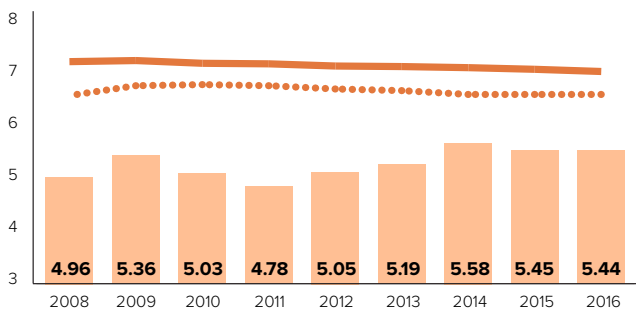
 Ranking
151/162


MYANMAR | SOUTH ASIA

	2008	2009	2010	2011	2012	2013	2014	2015	2016
HUMAN FREEDOM	4.96	5.36	5.03	4.78	5.05	5.19	5.58	5.45	5.44
ECONOMIC FREEDOM	3.86	4.22	4.06	4.44	5.00	5.35	5.36	5.32	5.42
PERSONAL FREEDOM	6.05	6.50	6.01	5.12	5.10	5.03	5.80	5.58	5.46
Rule of Law	3.4	3.4	3.4	3.4	3.1	3.1	3.1	3.2	3.0
Procedural Justice	-	-	-	-	2.1	2.1	2.5	2.3	2.4
Civil Justice	-	-	-	-	3.9	3.9	3.7	4.2	3.7
Criminal Justice	-	-	-	-	3.2	3.2	3.0	3.2	2.9
Security and Safety	8.3	8.2	8.2	8.3	8.2	7.9	7.9	7.9	8.1
Homicide	9.4	9.3	9.4	9.2	8.9	9.0	9.1	9.1	9.1
Disappearance, Conflict, Terrorism	6.4	6.2	6.2	6.6	6.6	7.1	7.2	7.0	7.7
Women Security, Safety	9.2	9.2	9.2	9.2	9.2	7.5	7.5	7.5	7.5
Movement	3.3	3.3	3.3	1.7	1.7	1.7	1.7	1.7	1.7
Freedom of Domestic Movement	0.0	0.0	0.0	0.0	0.0	0.0	0.0	0.0	0.0
Freedom of Foreign Movement	0.0	0.0	0.0	0.0	0.0	0.0	0.0	0.0	0.0
Women's Freedom of Movement	10.0	10.0	10.0	5.0	5.0	5.0	5.0	5.0	5.0
Religious Freedom	9.7	9.9	9.3	7.6	7.7	7.5	8.6	7.2	6.3
Freedom to Establish Religious Org.	-	-	-	3.8	3.8	3.8	7.5	7.5	7.5
Harassment and Physical Hostilities	9.3	9.8	9.0	9.1	9.4	9.2	8.9	7.5	6.9
Legal and Regulatory Restrictions	10.0	10.0	9.6	10.0	10.0	9.4	9.4	6.7	4.7
Assoc., Assembly and Civil Society	-	-	-	3.0	3.0	1.3	7.0	7.0	7.0
Freedom of Association	-	-	-	0.0	0.0	0.0	7.5	7.5	7.5
Assembly and Demonstration	-	-	-	0.0	0.0	0.0	7.5	7.5	7.5
Est. & Operate Political Parties	-	-	-	7.5	7.5	7.5	5.0	5.0	5.0
Est. & Operate Professional Organizations	-	-	-	3.8	3.8	3.8	7.5	7.5	7.5
Est. & Operate Edu., Sporting and Cultural	-	-	-	3.8	3.8	3.8	7.5	7.5	7.5
Expression and Information	4.4	8.0	4.5	5.8	6.6	6.7	7.4	7.8	7.5
Press Killed	10.0	10.0	10.0	10.0	10.0	10.0	8.1	10.0	8.1
Press Jailed	7.2	8.2	7.4	7.6	10.0	10.0	8.1	9.0	9.6
Laws and Reg. That Influence Media	0.0	7.0	0.0	0.7	2.3	2.7	2.3	2.3	2.3
Political Pressure, Control Media	0.5	6.8	0.8	2.3	4.0	4.0	3.3	3.0	2.8
Access to Cable and Satellite	-	-	-	7.5	7.5	7.5	10.0	10.0	10.0
Freedom of Access to Frgn. Info.	-	-	-	7.5	7.5	7.5	10.0	10.0	10.0
State Control over Internet Access	-	-	-	5.0	5.0	5.0	10.0	10.0	10.0
Identity and Relationships	7.5	7.5	7.5	3.8	3.8	5.8	5.8	4.4	4.4
Legal Gender	-	-	-	-	-	-	-	0.0	0.0
Parental Rights	10.0	10.0	10.0	2.5	2.5	2.5	2.5	2.5	2.5
Same-Sex Relationships	5.0	5.0	5.0	5.0	5.0	5.0	5.0	5.0	5.0
Divorce	-	-	-	-	-	10.0	10.0	10.0	10.0

Human Freedom Score over Time

— World Avg. ··· Regional Avg.



Human Freedom Ranking over Time



NAMIBIA

SUB-SAHARAN AFRICA

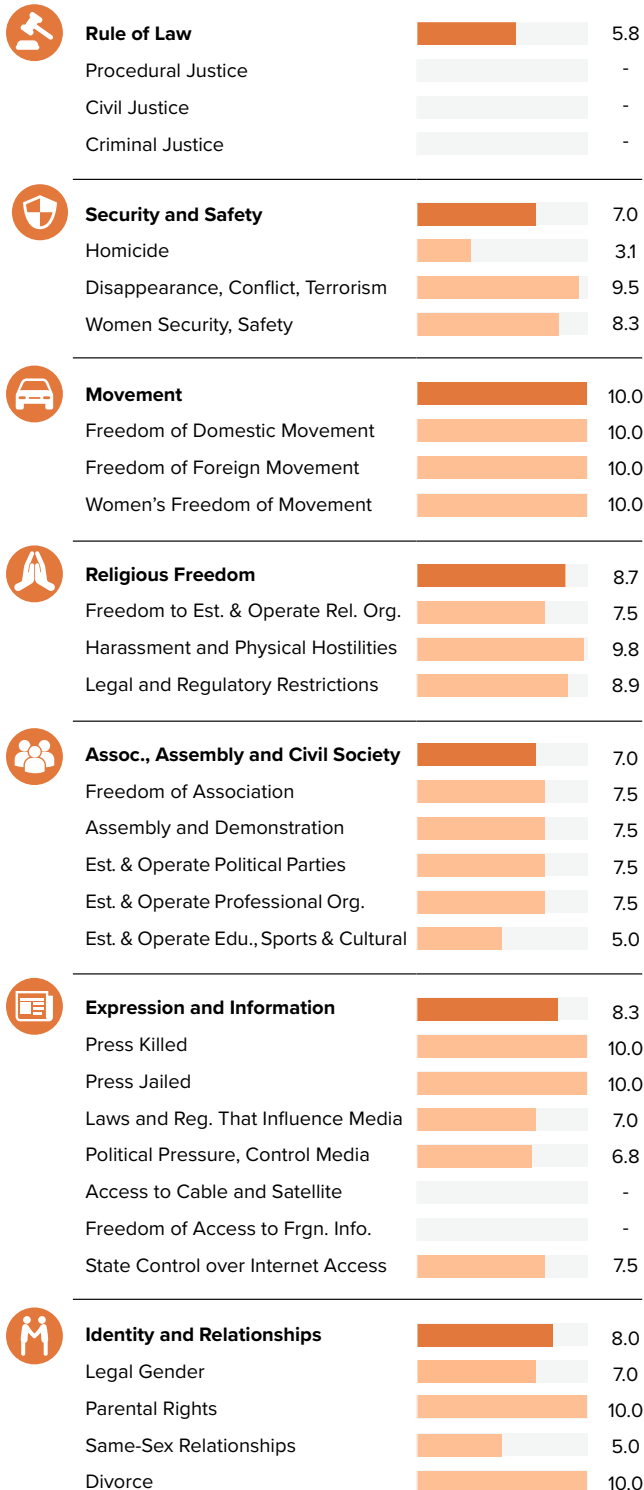
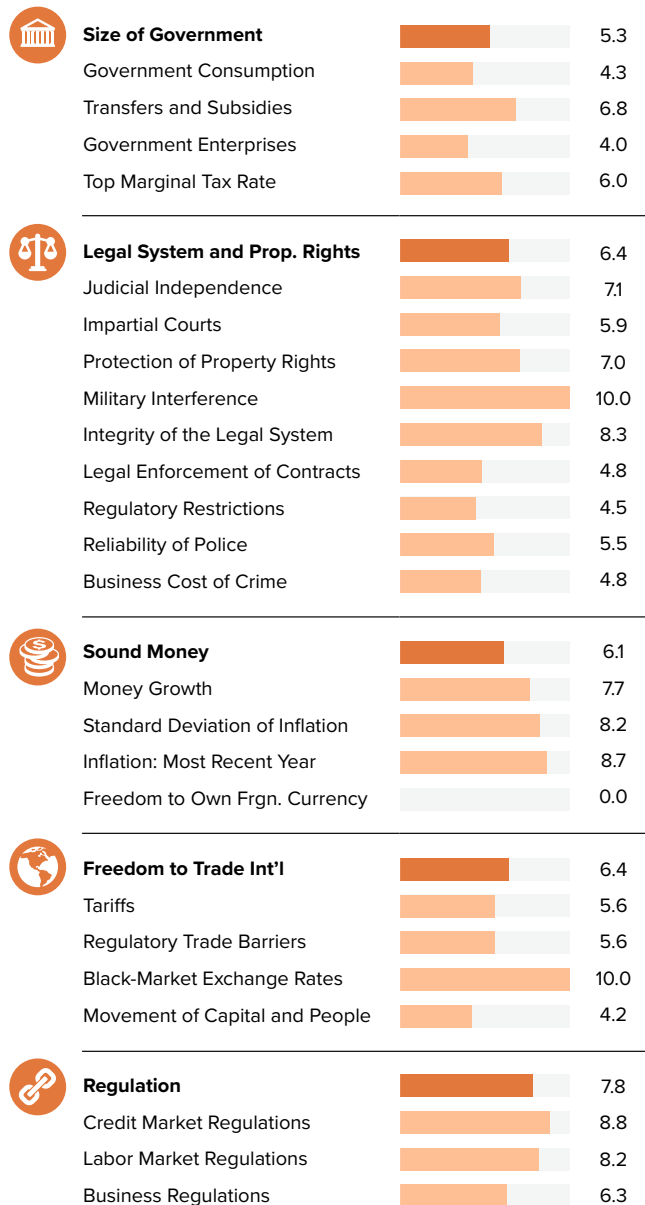
RANKING 74/162










Score 0–10

PERSONAL FREEDOM 7.39

ECONOMIC FREEDOM 6.40

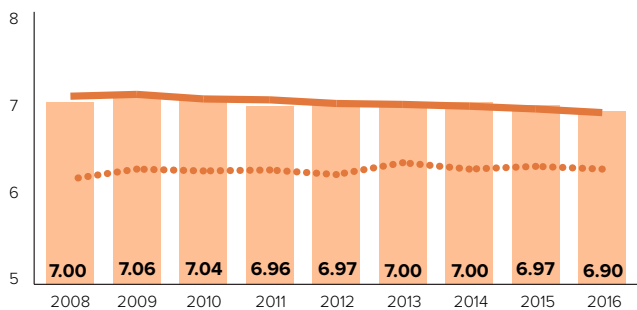
HUMAN FREEDOM 6.90**PERSONAL FREEDOM**Ranking
68/162**ECONOMIC FREEDOM**Ranking
113/162

NAMIBIA | SUB-SAHARAN AFRICA

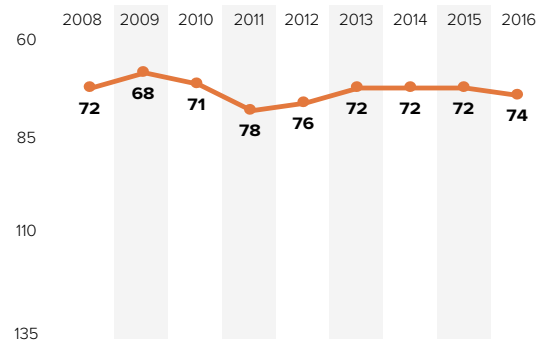
	2008	2009	2010	2011	2012	2013	2014	2015	2016
HUMAN FREEDOM	7.00	7.06	7.04	6.96	6.97	7.00	7.00	6.97	6.90
ECONOMIC FREEDOM	6.83	6.93	6.84	6.61	6.79	6.63	6.75	6.61	6.40
PERSONAL FREEDOM	7.18	7.19	7.24	7.32	7.15	7.38	7.26	7.33	7.39
 Rule of Law	5.8	5.8	5.8	5.8	5.6	5.6	5.3	5.5	5.8
Procedural Justice	-	-	-	-	-	-	-	-	-
Civil Justice	-	-	-	-	-	-	-	-	-
Criminal Justice	-	-	-	-	-	-	-	-	-
 Security and Safety	6.2	6.0	6.5	7.4	7.0	7.0	7.0	7.0	7.0
Homicide	3.3	2.7	4.2	4.4	3.1	3.1	3.1	3.1	3.1
Disappearance, Conflict, Terrorism	9.5	9.5	9.5	9.5	9.5	9.5	9.5	9.5	9.5
Women Security, Safety	5.8	5.8	5.8	8.3	8.3	8.3	8.3	8.3	8.3
 Movement	10.0	10.0	10.0	10.0	10.0	10.0	10.0	10.0	10.0
Freedom of Domestic Movement	10.0	10.0	10.0	10.0	10.0	10.0	10.0	10.0	10.0
Freedom of Foreign Movement	10.0	10.0	10.0	10.0	10.0	10.0	10.0	10.0	10.0
Women's Freedom of Movement	10.0	10.0	10.0	10.0	10.0	10.0	10.0	10.0	10.0
 Religious Freedom	8.3	8.6	8.3	8.3	8.2	8.4	8.2	8.8	8.7
Freedom to Establish Religious Org.	7.1	7.1	7.1	7.5	7.5	7.5	7.5	7.5	7.5
Harassment and Physical Hostilities	8.6	9.0	8.5	8.4	8.2	8.6	8.5	9.8	9.8
Legal and Regulatory Restrictions	9.1	9.8	9.3	9.1	9.0	9.3	8.7	9.1	8.9
 Assoc., Assembly and Civil Society	7.3	7.3	7.3	7.5	7.5	7.5	7.0	7.0	7.0
Freedom of Association	7.5	7.5	7.5	7.5	7.5	7.5	7.5	7.5	7.5
Assembly and Demonstration	7.5	7.5	7.5	7.5	7.5	7.5	7.5	7.5	7.5
Est. & Operate Political Parties	7.1	7.1	7.1	7.5	7.5	7.5	7.5	7.5	7.5
Est. & Operate Professional Organizations	7.1	7.1	7.1	7.5	7.5	7.5	7.5	7.5	7.5
Est. & Operate Edu., Sporting and Cultural	7.1	7.1	7.1	7.5	7.5	7.5	5.0	5.0	5.0
 Expression and Information	8.8	8.9	8.6	8.0	8.1	8.1	8.2	8.2	8.3
Press Killed	10.0	10.0	10.0	10.0	10.0	10.0	10.0	10.0	10.0
Press Jailed	10.0	10.0	10.0	10.0	10.0	10.0	10.0	10.0	10.0
Laws and Reg. That Influence Media	7.3	8.7	7.0	7.0	7.0	7.0	7.0	7.0	7.0
Political Pressure, Control Media	7.5	7.3	6.5	6.8	7.0	7.0	6.5	6.5	6.8
Access to Cable and Satellite	10.0	10.0	10.0	7.5	7.5	7.5	-	-	-
Freedom of Access to Frgn. Info.	6.7	6.7	6.7	7.5	7.5	7.5	-	-	-
State Control over Internet Access	10.0	10.0	10.0	7.5	7.5	7.5	7.5	7.5	7.5
 Identity and Relationships	7.5	7.5	7.5	6.3	6.3	8.3	8.3	8.0	8.0
Legal Gender	-	-	-	-	-	-	-	7.0	7.0
Parental Rights	10.0	10.0	10.0	7.5	7.5	10.0	10.0	10.0	10.0
Same-Sex Relationships	5.0	5.0	5.0	5.0	5.0	5.0	5.0	5.0	5.0
Divorce	-	-	-	-	-	10.0	10.0	10.0	10.0

Human Freedom Score over Time

— World Avg. ●●● Regional Avg.



Human Freedom Ranking over Time



NEPAL

SOUTH ASIA

RANKING 92/162



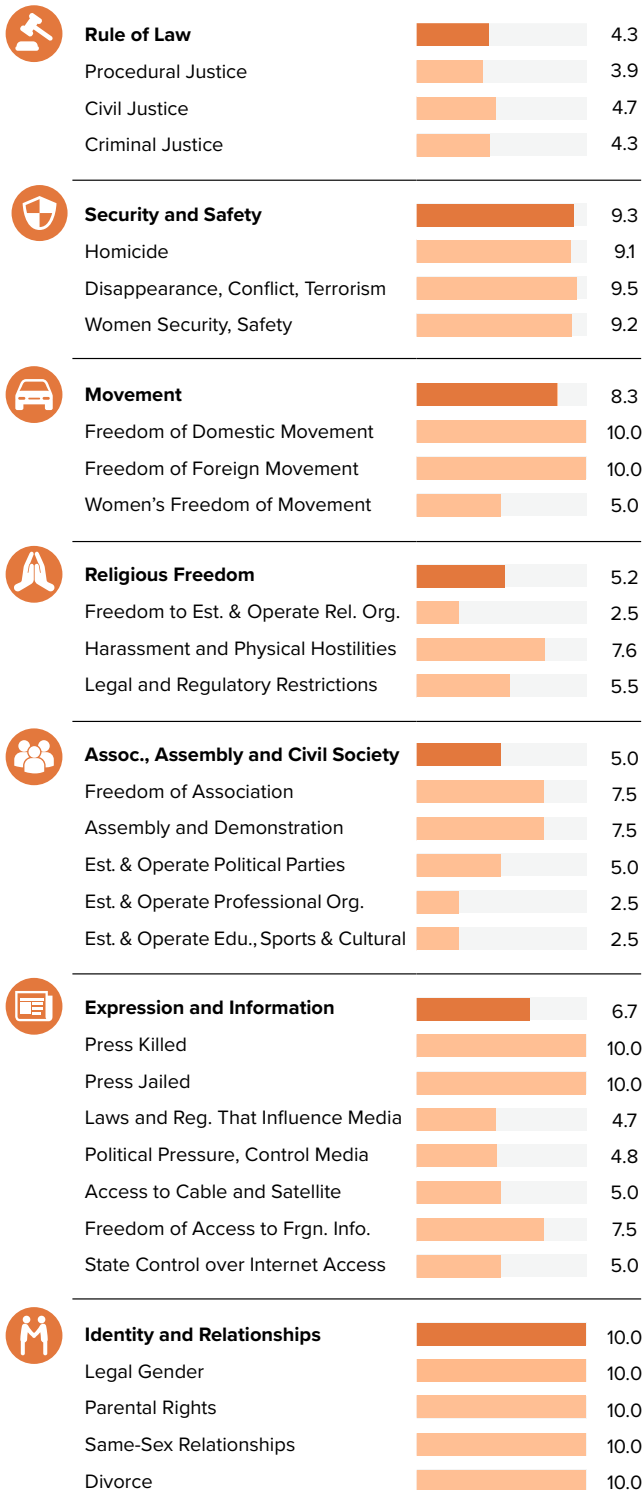
Score 0–10

PERSONAL FREEDOM 6.91

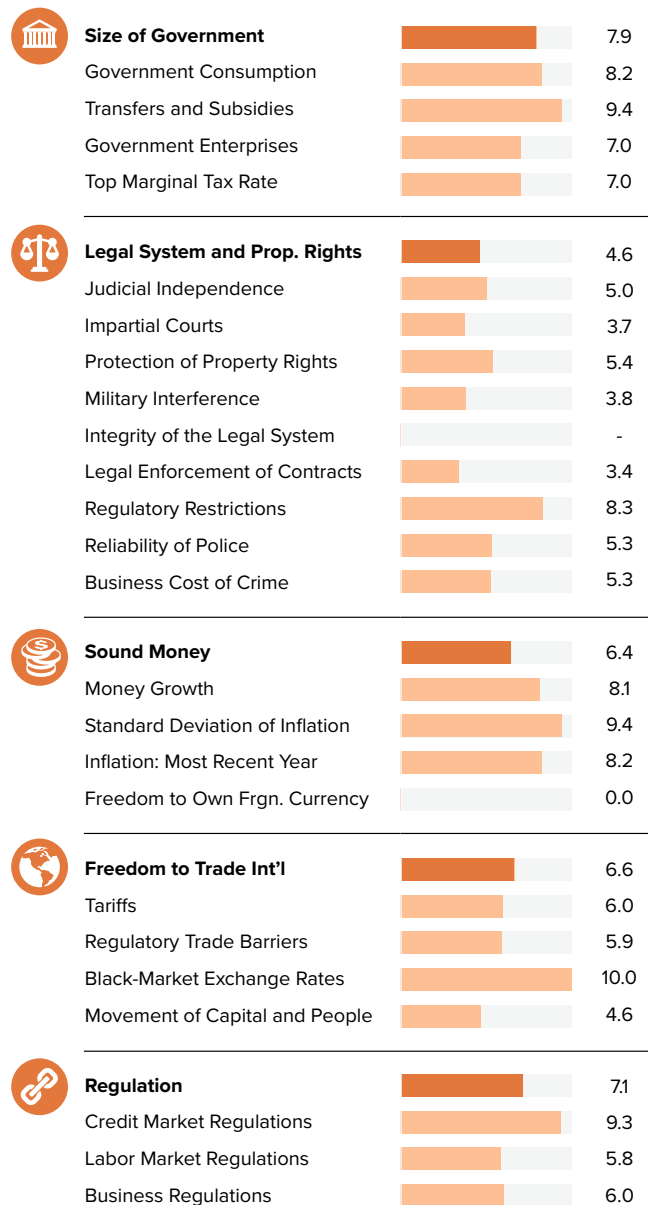
ECONOMIC FREEDOM 6.53

HUMAN FREEDOM 6.72

PERSONAL FREEDOM

Ranking
85/162

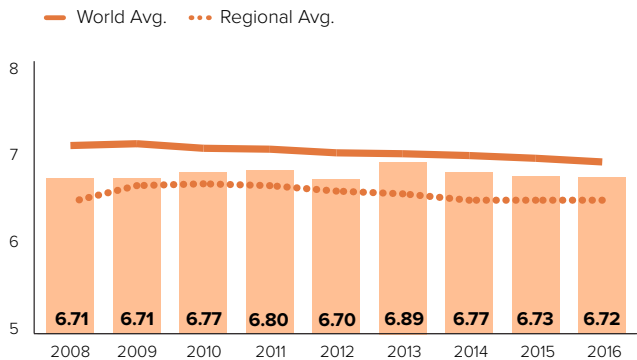
ECONOMIC FREEDOM

Ranking
102/162

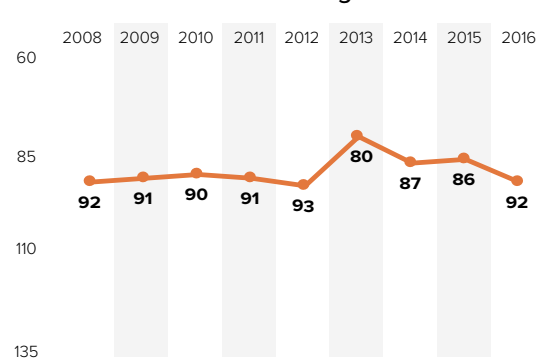
NEPAL | SOUTH ASIA

	2008	2009	2010	2011	2012	2013	2014	2015	2016
HUMAN FREEDOM	6.71	6.71	6.77	6.80	6.70	6.89	6.77	6.73	6.72
ECONOMIC FREEDOM	6.03	5.86	6.20	6.12	6.12	6.36	6.45	6.50	6.53
PERSONAL FREEDOM	7.40	7.57	7.35	7.48	7.27	7.41	7.09	6.95	6.91
Rule of Law	5.1	5.1	5.1	5.1	4.5	4.5	4.3	4.2	4.3
Procedural Justice	5.5	5.5	5.5	5.5	4.9	4.9	4.3	3.9	3.9
Civil Justice	4.3	4.3	4.3	4.3	4.2	4.2	4.2	4.1	4.7
Criminal Justice	5.4	5.4	5.4	5.4	4.3	4.3	4.2	4.4	4.3
Security and Safety	8.1	8.2	8.3	9.2	9.2	9.2	9.3	9.3	9.3
Homicide	8.7	8.8	8.8	9.0	9.1	9.1	9.2	9.1	9.1
Disappearance, Conflict, Terrorism	8.9	9.2	9.4	9.3	9.4	9.4	9.5	9.5	9.5
Women Security, Safety	6.7	6.7	6.7	9.2	9.2	9.2	9.2	9.2	9.2
Movement	8.3	8.3	8.3	8.3	8.3	8.3	8.3	8.3	8.3
Freedom of Domestic Movement	10.0	10.0	10.0	10.0	10.0	10.0	10.0	10.0	10.0
Freedom of Foreign Movement	10.0	10.0	10.0	10.0	10.0	10.0	10.0	10.0	10.0
Women's Freedom of Movement	5.0	5.0	5.0	5.0	5.0	5.0	5.0	5.0	5.0
Religious Freedom	9.7	9.7	9.6	8.3	8.3	8.3	7.0	6.0	5.2
Freedom to Establish Religious Org.	10.0	10.0	10.0	6.3	6.3	6.3	2.5	2.5	2.5
Harassment and Physical Hostilities	9.5	9.5	9.5	9.8	9.3	9.4	9.7	7.8	7.6
Legal and Regulatory Restrictions	9.7	9.5	9.3	8.8	9.4	9.3	8.9	7.6	5.5
Assoc., Assembly and Civil Society	7.8	7.8	7.8	6.3	6.3	7.1	5.0	5.0	5.0
Freedom of Association	7.5	7.5	7.5	7.5	7.5	7.5	7.5	7.5	7.5
Assembly and Demonstration	7.5	7.5	7.5	7.5	7.5	7.5	7.5	7.5	7.5
Est. & Operate Political Parties	8.3	8.3	8.3	6.3	6.3	6.3	5.0	5.0	5.0
Est. & Operate Professional Organizations	8.3	8.3	8.3	3.8	3.8	3.8	2.5	2.5	2.5
Est. & Operate Edu., Sporting and Cultural	7.1	7.1	7.1	6.3	6.3	6.3	2.5	2.5	2.5
Expression and Information	7.7	9.1	6.8	6.3	5.6	6.2	6.6	6.6	6.7
Press Killed	6.2	6.3	0.0	10.0	6.4	10.0	10.0	10.0	10.0
Press Jailed	10.0	10.0	10.0	10.0	10.0	10.0	10.0	10.0	10.0
Laws and Reg. That Influence Media	5.0	9.0	4.7	5.0	4.7	4.7	4.7	4.7	4.7
Political Pressure, Control Media	3.0	8.3	3.0	3.8	3.3	4.0	4.0	4.3	4.8
Access to Cable and Satellite	10.0	10.0	10.0	5.0	5.0	5.0	5.0	5.0	5.0
Freedom of Access to Frgn. Info.	10.0	10.0	10.0	5.0	5.0	5.0	7.5	7.5	7.5
State Control over Internet Access	10.0	10.0	10.0	5.0	5.0	5.0	5.0	5.0	5.0
Identity and Relationships	7.5	7.5	7.5	10.0	10.0	10.0	10.0	10.0	10.0
Legal Gender	-	-	-	-	-	-	-	10.0	10.0
Parental Rights	5.0	5.0	5.0	10.0	10.0	10.0	10.0	10.0	10.0
Same-Sex Relationships	10.0	10.0	10.0	10.0	10.0	10.0	10.0	10.0	10.0
Divorce	-	-	-	-	-	10.0	10.0	10.0	10.0

Human Freedom Score over Time



Human Freedom Ranking over Time



NETHERLANDS

WESTERN EUROPE

RANKING 6/162



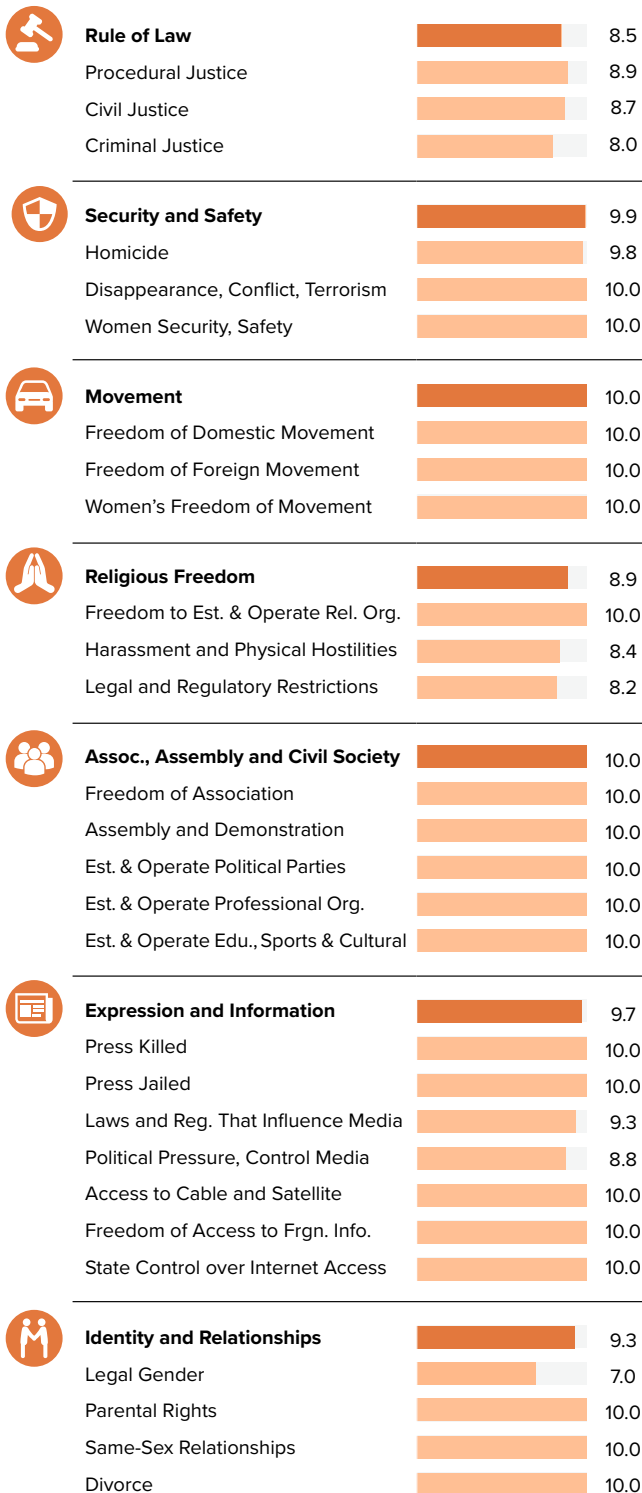
Score 0–10

PERSONAL FREEDOM 9.40

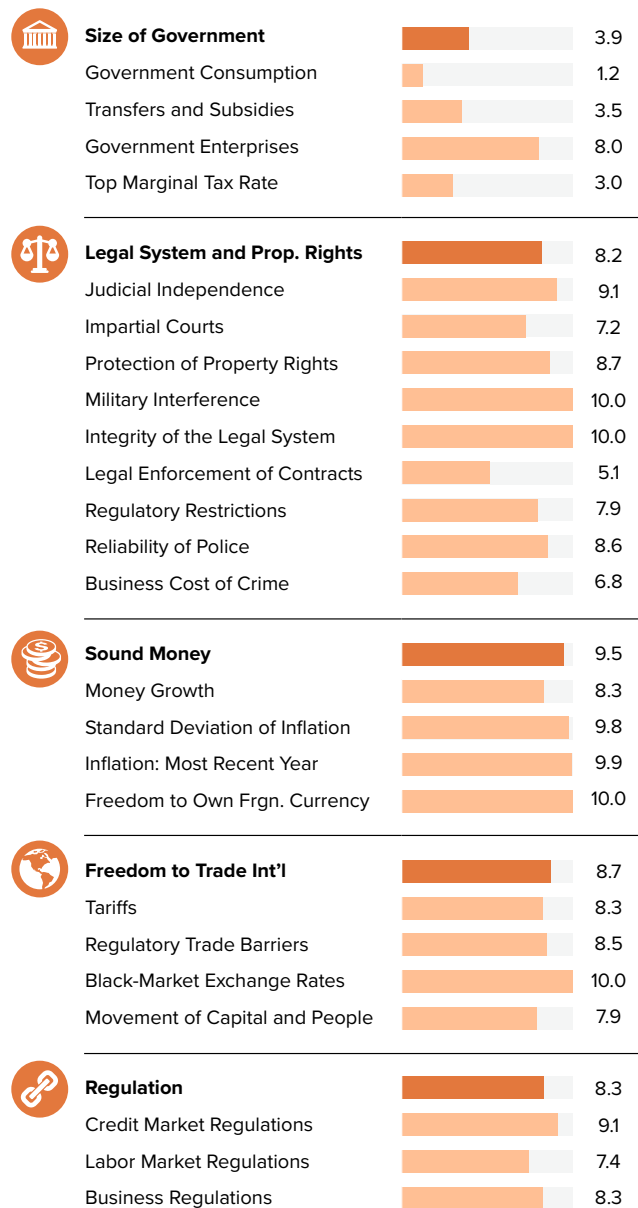
ECONOMIC FREEDOM 7.71

HUMAN FREEDOM 8.55

PERSONAL FREEDOM

Ranking
1/162

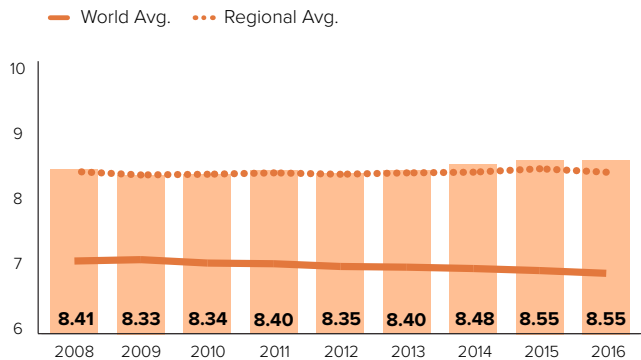
ECONOMIC FREEDOM

Ranking
18/162

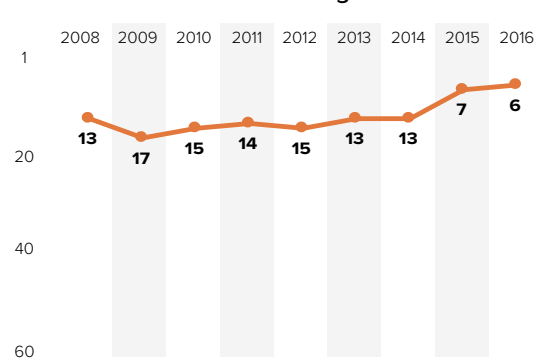
NETHERLANDS | WESTERN EUROPE

	2008	2009	2010	2011	2012	2013	2014	2015	2016
HUMAN FREEDOM	8.41	8.33	8.34	8.40	8.35	8.40	8.48	8.55	8.55
ECONOMIC FREEDOM	7.58	7.44	7.48	7.58	7.54	7.62	7.74	7.73	7.71
PERSONAL FREEDOM	9.24	9.22	9.20	9.22	9.16	9.19	9.21	9.37	9.40
Rule of Law	8.3	8.3	8.3	8.3	8.2	8.2	8.2	8.5	8.5
Procedural Justice	8.9	8.9	8.9	8.9	8.7	8.7	8.6	8.7	8.9
Civil Justice	8.0	8.0	8.0	8.0	8.3	8.3	8.6	8.8	8.7
Criminal Justice	8.0	8.0	8.0	8.0	7.5	7.5	7.5	8.0	8.0
Security and Safety	9.7	9.8	9.7	9.7	9.7	9.7	9.7	9.9	9.9
Homicide	9.6	9.6	9.7	9.7	9.7	9.7	9.7	9.8	9.8
Disappearance, Conflict, Terrorism	9.5	9.9	9.5	9.5	9.5	9.5	9.5	10.0	10.0
Women Security, Safety	9.8	9.8	9.8	9.8	9.8	10.0	10.0	10.0	10.0
Movement	10.0	10.0	10.0	10.0	10.0	10.0	10.0	10.0	10.0
Freedom of Domestic Movement	10.0	10.0	10.0	10.0	10.0	10.0	10.0	10.0	10.0
Freedom of Foreign Movement	10.0	10.0	10.0	10.0	10.0	10.0	10.0	10.0	10.0
Women's Freedom of Movement	10.0	10.0	10.0	10.0	10.0	10.0	10.0	10.0	10.0
Religious Freedom	7.9	7.3	7.5	7.6	7.2	7.3	7.5	8.6	8.9
Freedom to Establish Religious Org.	10.0	10.0	10.0	10.0	10.0	10.0	10.0	10.0	10.0
Harassment and Physical Hostilities	8.3	7.8	7.5	7.9	6.8	6.7	6.6	8.4	8.4
Legal and Regulatory Restrictions	5.3	4.1	4.9	4.9	4.9	5.1	5.8	7.5	8.2
Assoc., Assembly and Civil Society	10.0	10.0	10.0	10.0	10.0	10.0	10.0	10.0	10.0
Freedom of Association	10.0	10.0	10.0	10.0	10.0	10.0	10.0	10.0	10.0
Assembly and Demonstration	10.0	10.0	10.0	10.0	10.0	10.0	10.0	10.0	10.0
Est. & Operate Political Parties	10.0	10.0	10.0	10.0	10.0	10.0	10.0	10.0	10.0
Est. & Operate Professional Organizations	10.0	10.0	10.0	10.0	10.0	10.0	10.0	10.0	10.0
Est. & Operate Edu., Sporting and Cultural	10.0	10.0	10.0	10.0	10.0	10.0	10.0	10.0	10.0
Expression and Information	9.7	9.7	9.6	9.7	9.7	9.8	9.7	9.7	9.7
Press Killed	10.0	10.0	10.0	10.0	10.0	10.0	10.0	10.0	10.0
Press Jailed	10.0	10.0	10.0	10.0	10.0	10.0	10.0	10.0	10.0
Laws and Reg. That Influence Media	9.3	9.0	9.0	9.3	9.7	9.7	9.3	9.3	9.3
Political Pressure, Control Media	8.3	8.8	8.3	8.5	8.5	8.8	8.8	8.8	8.8
Access to Cable and Satellite	10.0	10.0	10.0	10.0	10.0	10.0	10.0	10.0	10.0
Freedom of Access to Frgn. Info.	10.0	10.0	10.0	10.0	10.0	10.0	10.0	10.0	10.0
State Control over Internet Access	10.0	10.0	10.0	10.0	10.0	10.0	10.0	10.0	10.0
Identity and Relationships	10.0	10.0	10.0	10.0	10.0	10.0	10.0	9.3	9.3
Legal Gender	-	-	-	-	-	-	-	7.0	7.0
Parental Rights	10.0	10.0	10.0	10.0	10.0	10.0	10.0	10.0	10.0
Same-Sex Relationships	10.0	10.0	10.0	10.0	10.0	10.0	10.0	10.0	10.0
Divorce	-	-	-	-	-	10.0	10.0	10.0	10.0

Human Freedom Score over Time



Human Freedom Ranking over Time



NEW ZEALAND

OCEANIA

RANKING 1/162



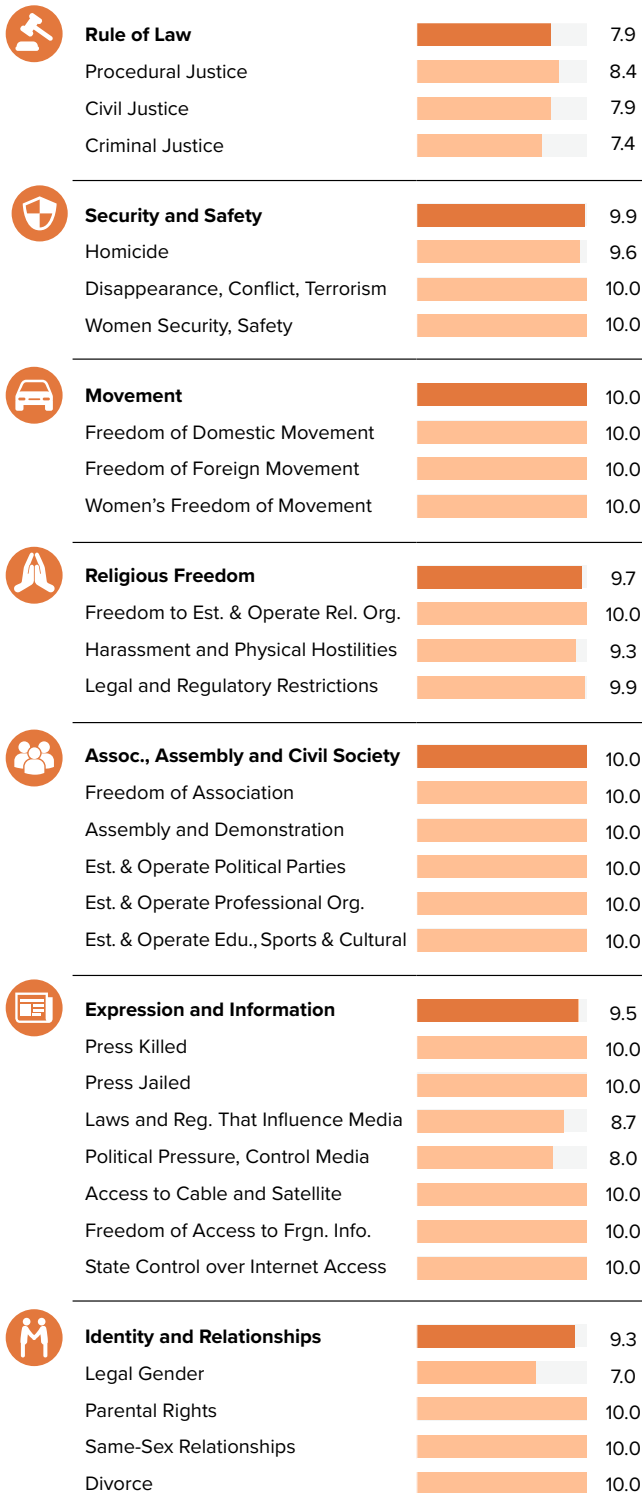
Score 0–10

PERSONAL FREEDOM 9.28

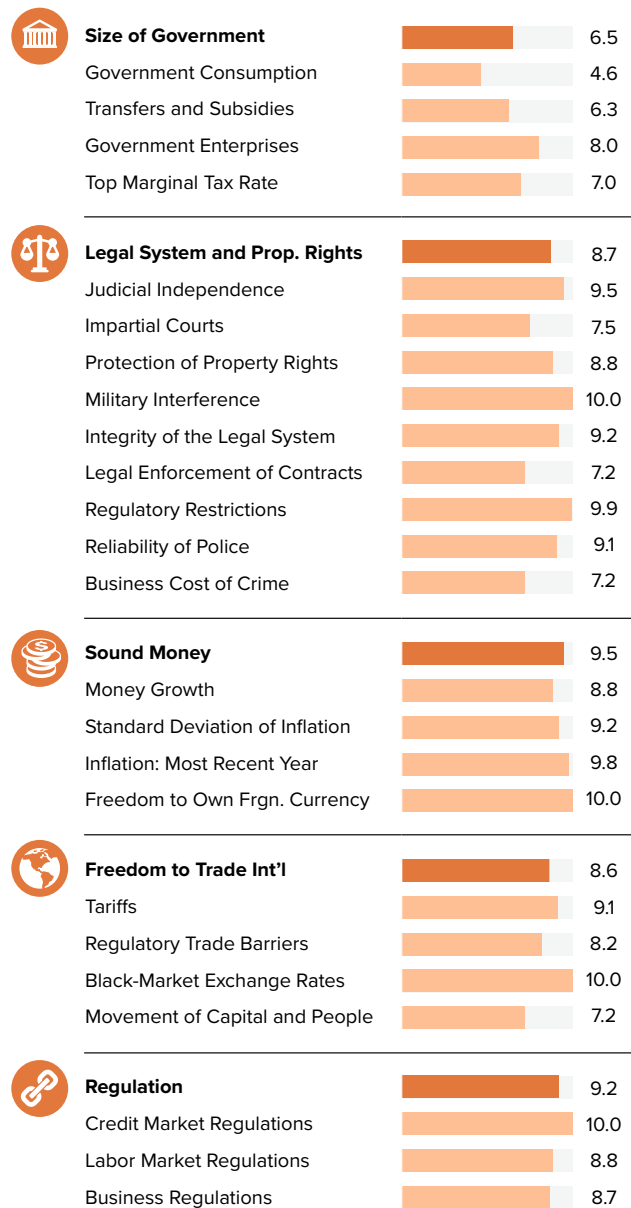
ECONOMIC FREEDOM 8.49

HUMAN FREEDOM 8.89








PERSONAL FREEDOM

Ranking
6/162

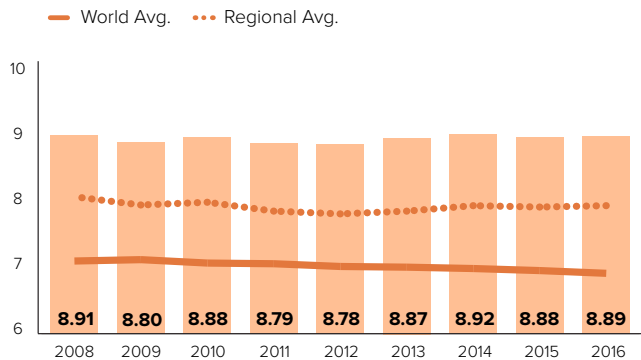
ECONOMIC FREEDOM

Ranking
3/162

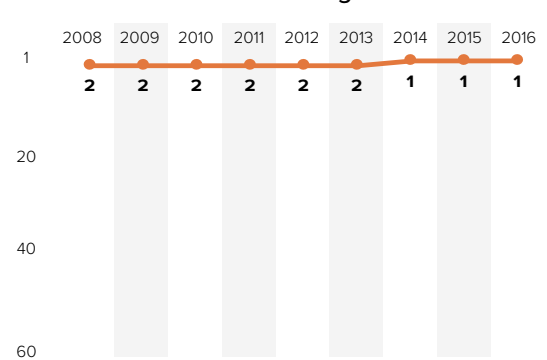
NEW ZEALAND | OCEANIA

	2008	2009	2010	2011	2012	2013	2014	2015	2016
HUMAN FREEDOM	8.91	8.80	8.88	8.79	8.78	8.87	8.92	8.88	8.89
ECONOMIC FREEDOM	8.40	8.27	8.33	8.39	8.47	8.48	8.48	8.48	8.49
PERSONAL FREEDOM	9.42	9.33	9.43	9.19	9.10	9.26	9.36	9.27	9.28
 Rule of Law	8.1	8.1	8.1	8.1	7.7	7.7	7.9	7.8	7.9
Procedural Justice	8.7	8.7	8.7	8.7	8.5	8.5	8.2	8.1	8.4
Civil Justice	7.6	7.6	7.6	7.6	7.5	7.5	7.8	7.8	7.9
Criminal Justice	7.9	7.9	7.9	7.9	7.2	7.2	7.7	7.5	7.4
 Security and Safety	9.8	9.8	9.9	9.9	9.9	9.9	9.9	9.9	9.9
Homicide	9.5	9.4	9.6	9.6	9.6	9.6	9.6	9.6	9.6
Disappearance, Conflict, Terrorism	10.0	10.0	10.0	10.0	10.0	10.0	10.0	10.0	10.0
Women Security, Safety	10.0	10.0	10.0	10.0	10.0	10.0	10.0	10.0	10.0
 Movement	10.0	10.0	10.0	10.0	10.0	10.0	10.0	10.0	10.0
Freedom of Domestic Movement	10.0	10.0	10.0	10.0	10.0	10.0	10.0	10.0	10.0
Freedom of Foreign Movement	10.0	10.0	10.0	10.0	10.0	10.0	10.0	10.0	10.0
Women's Freedom of Movement	10.0	10.0	10.0	10.0	10.0	10.0	10.0	10.0	10.0
 Religious Freedom	9.7	9.9	9.7	8.9	8.8	9.0	9.7	9.8	9.7
Freedom to Establish Religious Org.	10.0	10.0	10.0	7.5	7.5	7.5	10.0	10.0	10.0
Harassment and Physical Hostilities	9.2	9.9	9.9	9.8	9.8	9.7	9.8	9.7	9.3
Legal and Regulatory Restrictions	9.8	9.8	9.3	9.4	9.3	9.8	9.3	9.7	9.9
 Assoc., Assembly and Civil Society	10.0	10.0	10.0	8.5	8.5	10.0	10.0	10.0	10.0
Freedom of Association	10.0	10.0	10.0	10.0	10.0	10.0	10.0	10.0	10.0
Assembly and Demonstration	10.0	10.0	10.0	10.0	10.0	10.0	10.0	10.0	10.0
Est. & Operate Political Parties	10.0	10.0	10.0	7.5	7.5	7.5	10.0	10.0	10.0
Est. & Operate Professional Organizations	10.0	10.0	10.0	5.0	5.0	5.0	10.0	10.0	10.0
Est. & Operate Edu., Sporting and Cultural	10.0	10.0	10.0	10.0	10.0	10.0	10.0	10.0	10.0
 Expression and Information	9.7	8.6	9.6	9.6	9.6	9.6	9.5	9.5	9.5
Press Killed	10.0	10.0	10.0	10.0	10.0	10.0	10.0	10.0	10.0
Press Jailed	10.0	10.0	10.0	10.0	10.0	10.0	10.0	10.0	10.0
Laws and Reg. That Influence Media	9.0	5.3	9.0	9.0	9.0	9.0	8.7	8.3	8.7
Political Pressure, Control Media	8.8	5.0	8.5	8.0	8.3	8.0	8.0	8.0	8.0
Access to Cable and Satellite	10.0	10.0	10.0	10.0	10.0	10.0	10.0	10.0	10.0
Freedom of Access to Frgn. Info.	10.0	10.0	10.0	10.0	10.0	10.0	10.0	10.0	10.0
State Control over Internet Access	10.0	10.0	10.0	10.0	10.0	10.0	10.0	10.0	10.0
 Identity and Relationships	10.0	10.0	10.0	10.0	10.0	10.0	10.0	9.3	9.3
Legal Gender	-	-	-	-	-	-	-	7.0	7.0
Parental Rights	10.0	10.0	10.0	10.0	10.0	10.0	10.0	10.0	10.0
Same-Sex Relationships	10.0	10.0	10.0	10.0	10.0	10.0	10.0	10.0	10.0
Divorce	-	-	-	-	-	10.0	10.0	10.0	10.0

Human Freedom Score over Time



Human Freedom Ranking over Time



NICARAGUA

LATIN AMERICA & THE CARIBBEAN
RANKING 75/162



Score 0–10

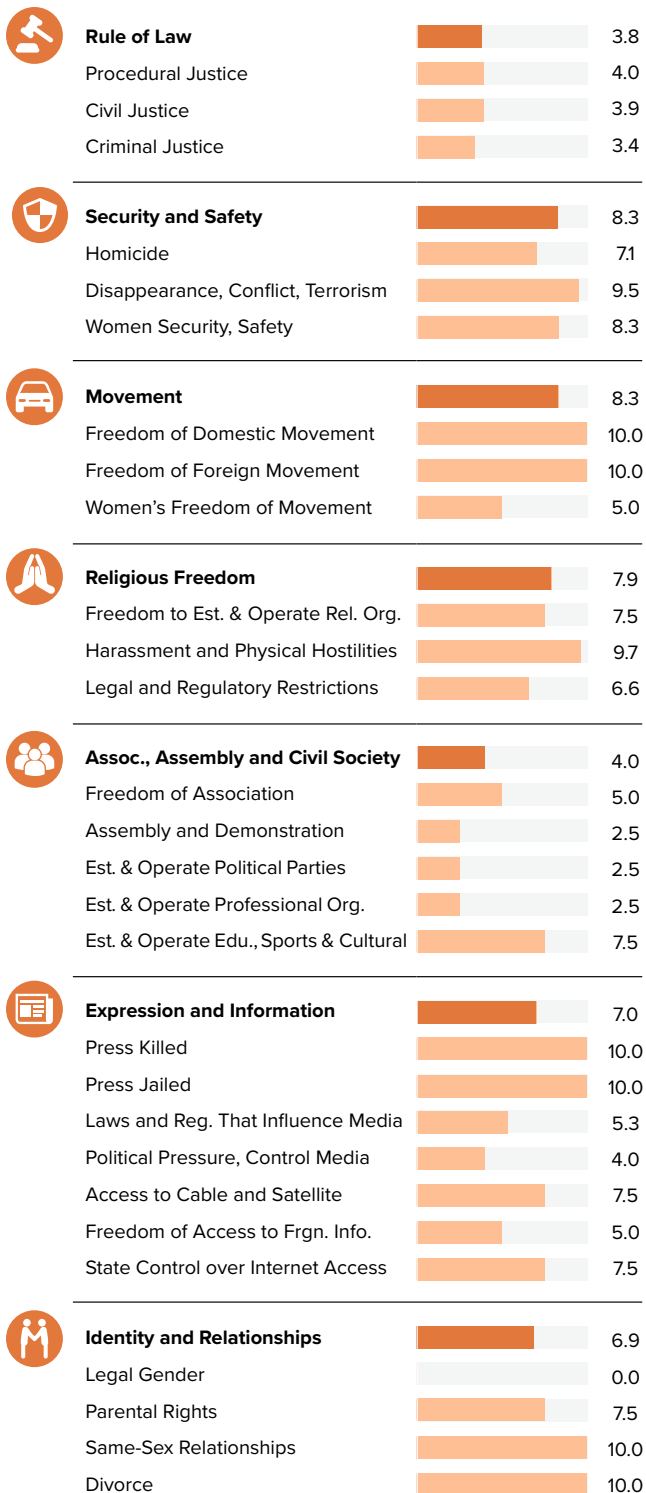
PERSONAL FREEDOM 6.43

ECONOMIC FREEDOM 7.27

HUMAN FREEDOM 6.85

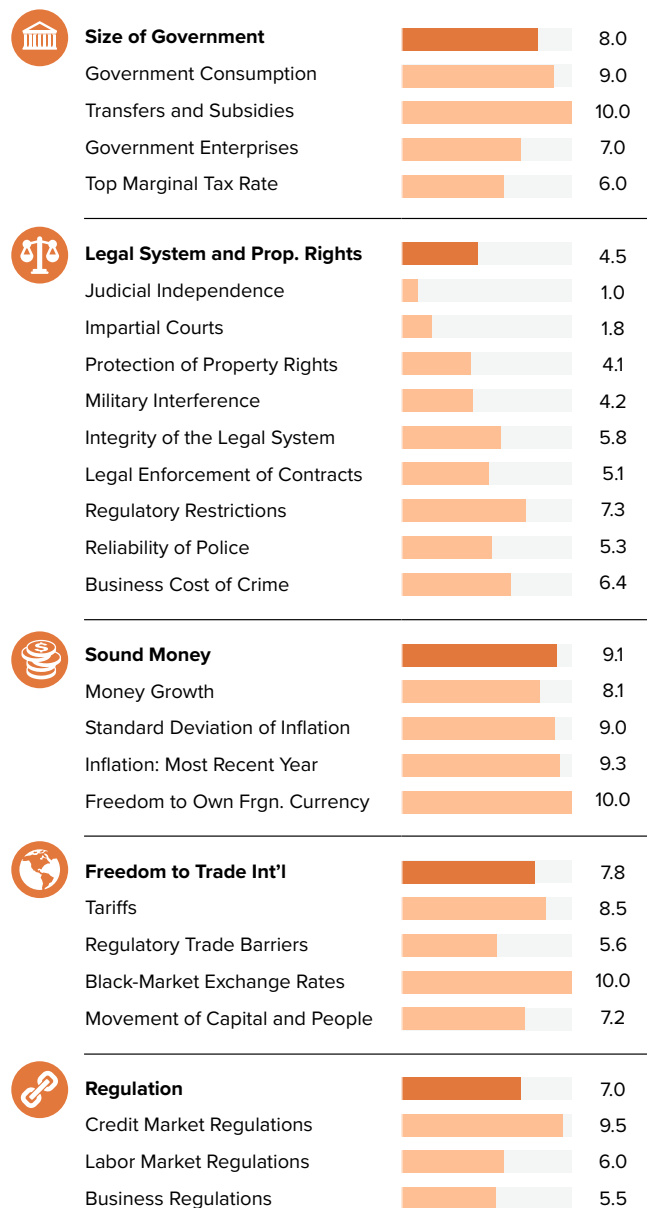
PERSONAL FREEDOM

Ranking
103/162



ECONOMIC FREEDOM

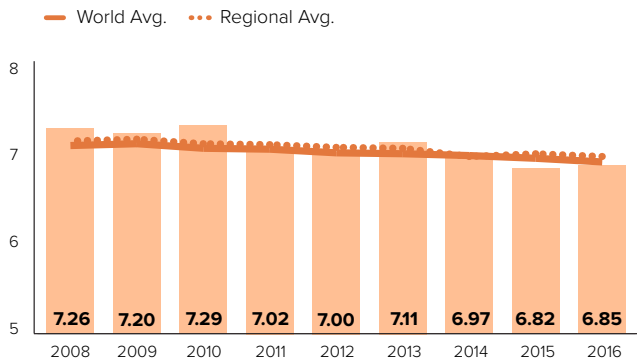
Ranking
54/162



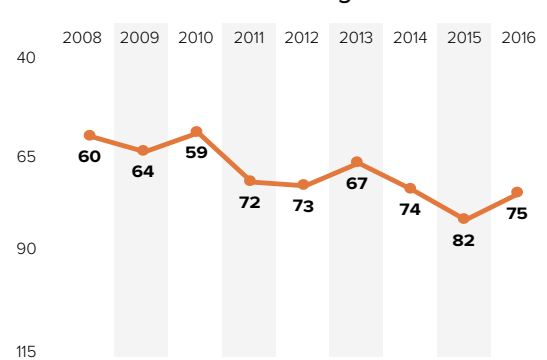
NICARAGUA | LATIN AMERICA & THE CARIBBEAN

	2008	2009	2010	2011	2012	2013	2014	2015	2016
HUMAN FREEDOM	7.26	7.20	7.29	7.02	7.00	7.11	6.97	6.82	6.85
ECONOMIC FREEDOM	7.12	7.09	7.18	7.31	7.36	7.34	7.30	7.27	7.27
PERSONAL FREEDOM	7.41	7.31	7.40	6.74	6.64	6.88	6.65	6.36	6.43
Rule of Law	4.3	4.3	4.3	4.3	3.8	3.8	3.5	3.4	3.8
Procedural Justice	4.5	4.5	4.5	4.5	4.0	4.0	3.8	3.4	4.0
Civil Justice	4.2	4.2	4.2	4.2	3.7	3.7	3.6	3.7	3.9
Criminal Justice	4.2	4.2	4.2	4.2	3.5	3.5	3.3	3.2	3.4
Security and Safety	8.1	7.9	8.0	7.6	7.8	7.9	8.0	8.1	8.3
Homicide	4.7	4.3	4.5	4.9	5.4	6.0	6.5	6.6	7.1
Disappearance, Conflict, Terrorism	9.5	9.5	9.5	9.5	9.5	9.5	9.3	9.5	9.5
Women Security, Safety	10.0	10.0	10.0	8.3	8.3	8.3	8.3	8.3	8.3
Movement	10.0	10.0	10.0	6.7	6.7	6.7	8.3	8.3	8.3
Freedom of Domestic Movement	10.0	10.0	10.0	5.0	5.0	5.0	10.0	10.0	10.0
Freedom of Foreign Movement	10.0	10.0	10.0	10.0	10.0	10.0	10.0	10.0	10.0
Women's Freedom of Movement	10.0	10.0	10.0	5.0	5.0	5.0	5.0	5.0	5.0
Religious Freedom	8.5	8.6	8.6	8.4	8.4	8.4	8.9	8.5	7.9
Freedom to Establish Religious Org.	7.1	7.1	7.1	6.3	6.3	6.3	7.5	7.5	7.5
Harassment and Physical Hostilities	9.4	9.7	9.6	9.6	9.5	9.5	9.5	9.5	9.7
Legal and Regulatory Restrictions	9.0	9.1	9.1	9.5	9.5	9.4	9.6	8.3	6.6
Assoc., Assembly and Civil Society	6.9	6.9	6.9	5.5	5.5	7.1	4.0	4.0	4.0
Freedom of Association	5.0	5.0	5.0	7.5	7.5	7.5	5.0	5.0	5.0
Assembly and Demonstration	7.5	7.5	7.5	7.5	7.5	7.5	2.5	2.5	2.5
Est. & Operate Political Parties	8.3	8.3	8.3	2.5	2.5	2.5	2.5	2.5	2.5
Est. & Operate Professional Organizations	8.3	8.3	8.3	3.8	3.8	3.8	2.5	2.5	2.5
Est. & Operate Edu., Sporting and Cultural	5.4	5.4	5.4	6.3	6.3	6.3	7.5	7.5	7.5
Expression and Information	7.7	6.9	7.8	8.3	8.3	8.2	7.2	7.1	7.0
Press Killed	10.0	10.0	10.0	10.0	10.0	10.0	10.0	10.0	10.0
Press Jailed	10.0	10.0	10.0	10.0	10.0	10.0	10.0	10.0	10.0
Laws and Reg. That Influence Media	5.3	1.7	5.7	5.7	5.3	5.3	5.3	5.3	5.3
Political Pressure, Control Media	5.3	3.5	5.3	5.0	5.0	4.8	4.8	4.3	4.0
Access to Cable and Satellite	6.7	6.7	6.7	10.0	10.0	10.0	7.5	7.5	7.5
Freedom of Access to Frgn. Info.	6.7	6.7	6.7	7.5	7.5	7.5	5.0	5.0	5.0
State Control over Internet Access	10.0	10.0	10.0	10.0	10.0	10.0	7.5	7.5	7.5
Identity and Relationships	10.0	10.0	10.0	8.8	8.8	9.2	9.2	6.9	6.9
Legal Gender	-	-	-	-	-	-	-	0.0	0.0
Parental Rights	10.0	10.0	10.0	7.5	7.5	7.5	7.5	7.5	7.5
Same-Sex Relationships	10.0	10.0	10.0	10.0	10.0	10.0	10.0	10.0	10.0
Divorce	-	-	-	-	-	10.0	10.0	10.0	10.0

Human Freedom Score over Time



Human Freedom Ranking over Time



NIGER

SUB-SAHARAN AFRICA

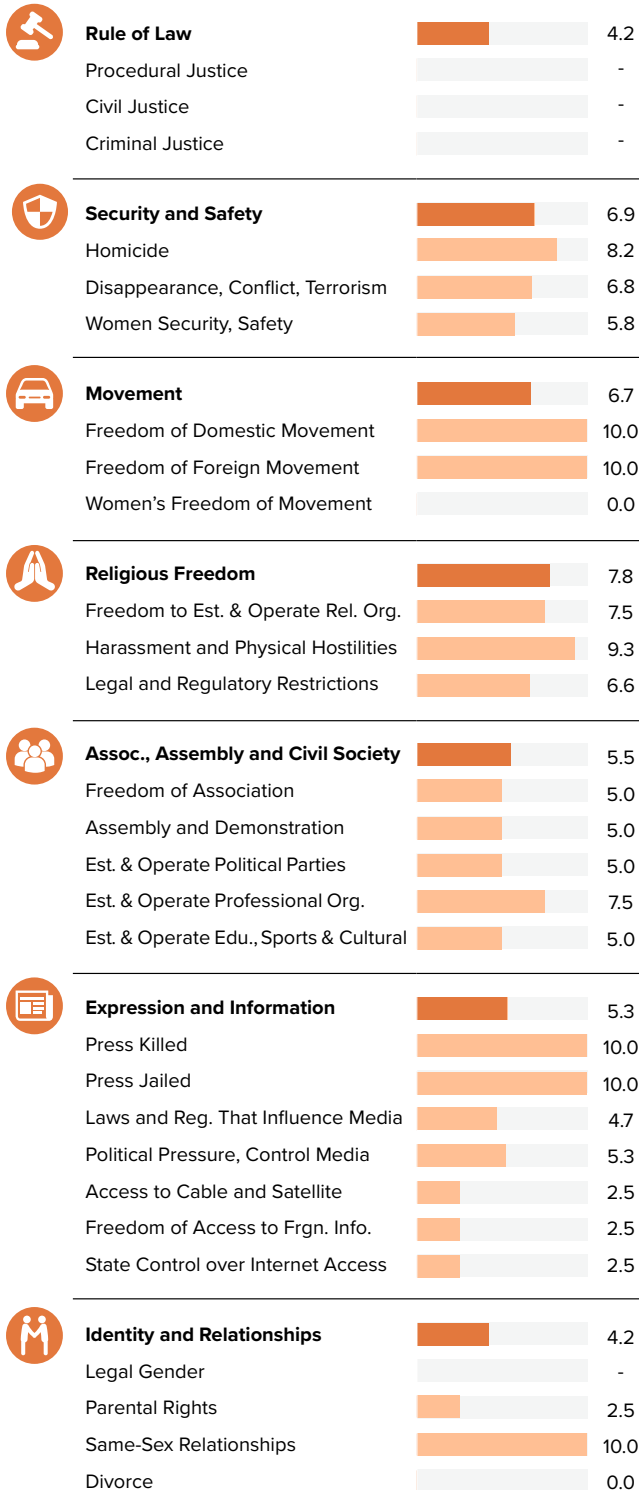
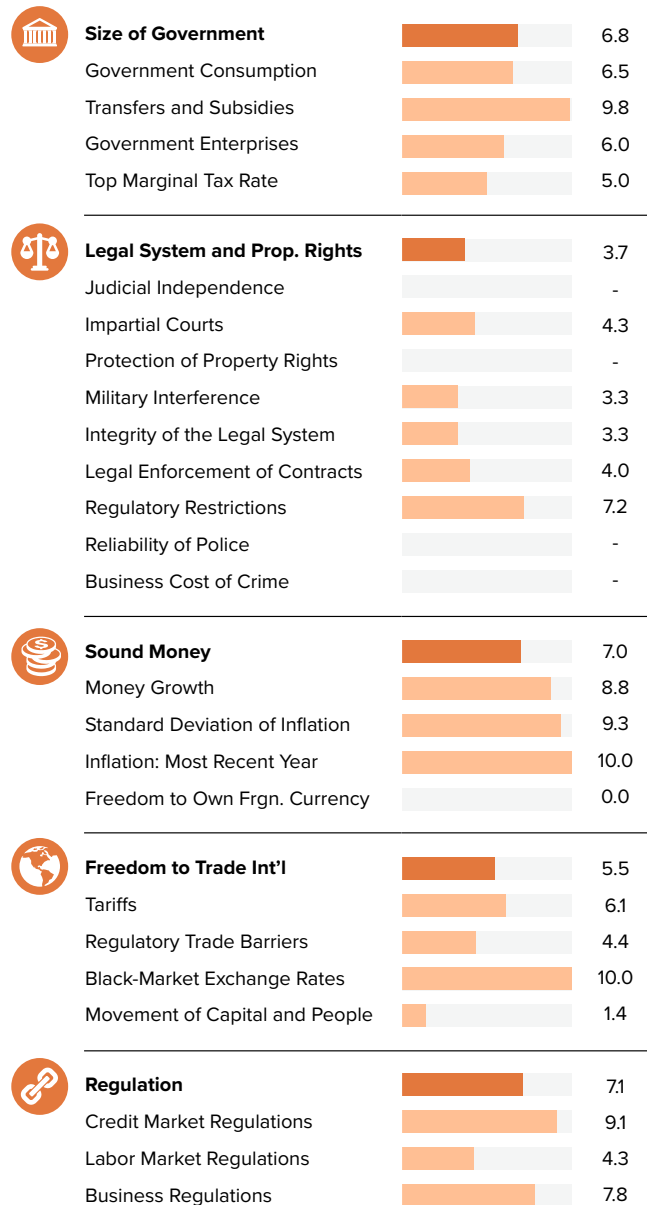
RANKING 137/162










Score 0–10

PERSONAL FREEDOM 5.71

ECONOMIC FREEDOM 6.01

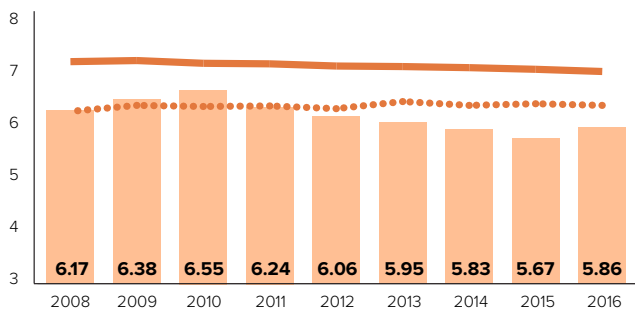
HUMAN FREEDOM 5.86**PERSONAL FREEDOM**Ranking
129/162**ECONOMIC FREEDOM**Ranking
131/162

NIGER | SUB-SAHARAN AFRICA

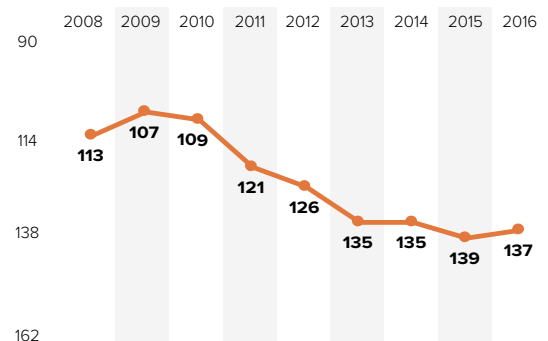
	2008	2009	2010	2011	2012	2013	2014	2015	2016
HUMAN FREEDOM	6.17	6.38	6.55	6.24	6.06	5.95	5.83	5.67	5.86
ECONOMIC FREEDOM	5.39	5.70	5.91	5.80	5.55	5.69	5.79	5.74	6.01
PERSONAL FREEDOM	6.95	7.05	7.19	6.69	6.57	6.22	5.88	5.60	5.71
 Rule of Law	4.7	4.7	4.7	4.7	4.1	4.1	4.1	4.3	4.2
Procedural Justice	-	-	-	-	-	-	-	-	-
Civil Justice	-	-	-	-	-	-	-	-	-
Criminal Justice	-	-	-	-	-	-	-	-	-
 Security and Safety	8.0	8.1	8.1	7.9	7.9	7.6	7.5	6.6	6.9
Homicide	8.1	8.1	8.1	8.1	8.2	8.2	8.2	8.2	8.2
Disappearance, Conflict, Terrorism	8.4	8.9	9.0	9.0	9.0	8.8	8.4	5.7	6.8
Women Security, Safety	7.4	7.4	7.4	6.6	6.6	5.8	5.8	5.8	5.8
 Movement	6.7	6.7	8.3	3.3	3.3	3.3	6.7	6.7	6.7
Freedom of Domestic Movement	5.0	5.0	5.0	5.0	5.0	5.0	10.0	10.0	10.0
Freedom of Foreign Movement	5.0	5.0	10.0	5.0	5.0	5.0	10.0	10.0	10.0
Women's Freedom of Movement	10.0	10.0	10.0	0.0	0.0	0.0	0.0	0.0	0.0
 Religious Freedom	8.0	8.1	8.1	7.6	7.8	7.6	8.2	7.4	7.8
Freedom to Establish Religious Org.	8.3	8.3	8.3	7.5	7.5	7.5	7.5	7.5	7.5
Harassment and Physical Hostilities	7.8	7.9	8.0	7.7	7.9	7.7	8.7	8.3	9.3
Legal and Regulatory Restrictions	7.7	8.1	7.9	7.6	7.9	7.6	8.4	6.3	6.6
 Assoc., Assembly and Civil Society	8.1	8.1	8.1	8.3	8.3	9.2	5.5	5.5	5.5
Freedom of Association	7.5	7.5	7.5	10.0	10.0	10.0	5.0	5.0	5.0
Assembly and Demonstration	7.5	7.5	7.5	10.0	10.0	10.0	5.0	5.0	5.0
Est. & Operate Political Parties	8.3	8.3	8.3	6.3	6.3	6.3	5.0	5.0	5.0
Est. & Operate Professional Organizations	7.1	7.1	7.1	7.5	7.5	7.5	7.5	7.5	7.5
Est. & Operate Edu., Sporting and Cultural	10.0	10.0	10.0	7.5	7.5	7.5	5.0	5.0	5.0
 Expression and Information	7.6	8.0	7.8	8.7	8.6	8.6	5.4	5.3	5.3
Press Killed	10.0	10.0	10.0	10.0	10.0	10.0	10.0	10.0	10.0
Press Jailed	10.0	10.0	10.0	10.0	10.0	10.0	10.0	10.0	10.0
Laws and Reg. That Influence Media	2.7	5.0	3.0	5.0	5.0	5.0	5.0	4.7	4.7
Political Pressure, Control Media	3.8	4.5	4.8	5.8	5.5	5.0	5.3	5.0	5.3
Access to Cable and Satellite	10.0	10.0	10.0	10.0	10.0	10.0	2.5	2.5	2.5
Freedom of Access to Frgn. Info.	6.7	6.7	6.7	10.0	10.0	10.0	2.5	2.5	2.5
State Control over Internet Access	10.0	10.0	10.0	10.0	10.0	10.0	2.5	2.5	2.5
 Identity and Relationships	7.5	7.5	7.5	7.5	7.5	4.2	4.2	4.2	4.2
Legal Gender	-	-	-	-	-	-	-	-	-
Parental Rights	5.0	5.0	5.0	5.0	5.0	2.5	2.5	2.5	2.5
Same-Sex Relationships	10.0	10.0	10.0	10.0	10.0	10.0	10.0	10.0	10.0
Divorce	-	-	-	-	-	0.0	0.0	0.0	0.0

Human Freedom Score over Time

— World Avg. ··· Regional Avg.



Human Freedom Ranking over Time



NIGERIA

SUB-SAHARAN AFRICA

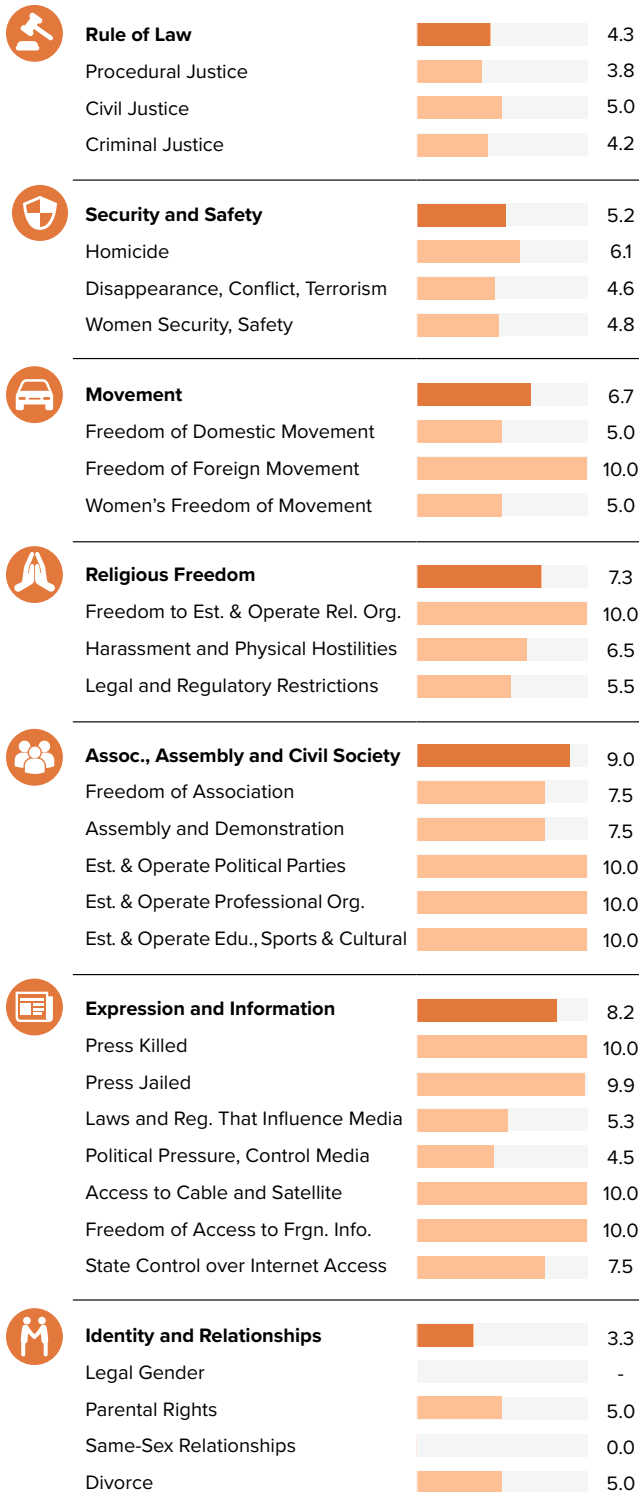
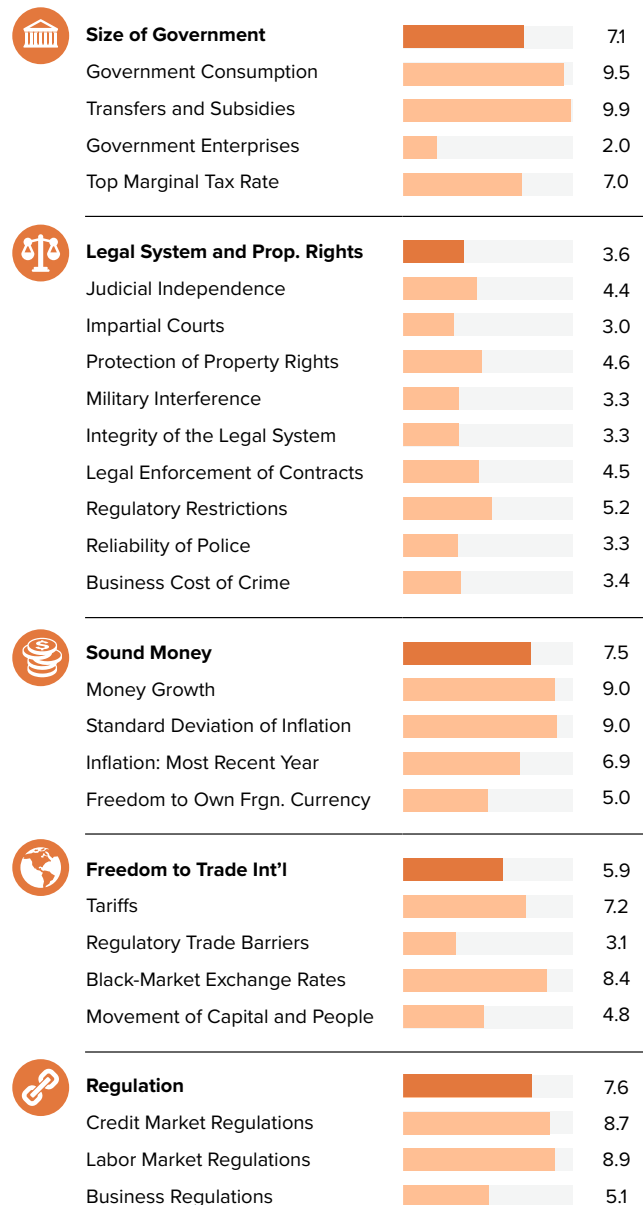
RANKING 132/162



Score 0–10

PERSONAL FREEDOM 5.82

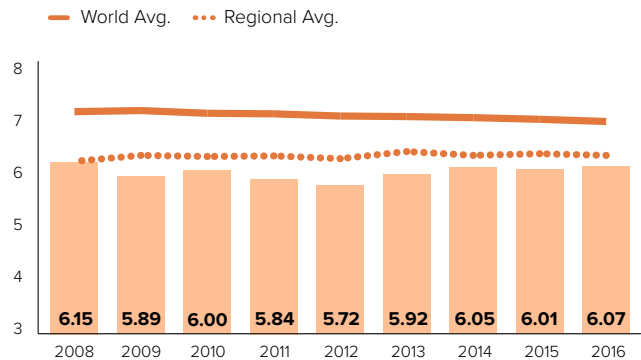
ECONOMIC FREEDOM 6.32

HUMAN FREEDOM 6.07**PERSONAL FREEDOM**Ranking
128/162**ECONOMIC FREEDOM**Ranking
118/162

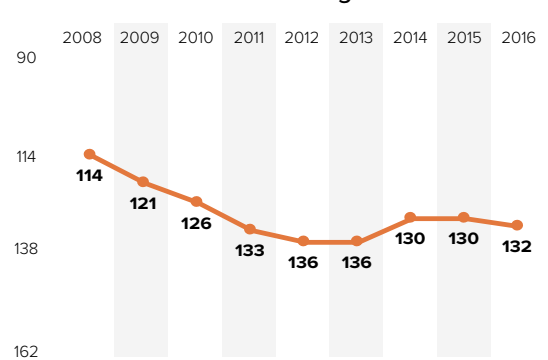
NIGERIA | SUB-SAHARAN AFRICA

	2008	2009	2010	2011	2012	2013	2014	2015	2016
HUMAN FREEDOM	6.15	5.89	6.00	5.84	5.72	5.92	6.05	6.01	6.07
ECONOMIC FREEDOM	6.03	5.89	6.12	6.34	6.22	6.39	6.38	6.39	6.32
PERSONAL FREEDOM	6.27	5.89	5.88	5.34	5.23	5.45	5.72	5.63	5.82
Rule of Law	3.7	3.7	3.7	3.7	3.6	3.6	3.9	4.2	4.3
Procedural Justice	2.8	2.8	2.8	2.8	2.7	2.7	3.2	3.7	3.8
Civil Justice	5.3	5.3	5.3	5.3	5.0	5.0	5.0	4.8	5.0
Criminal Justice	2.8	2.8	2.8	2.8	3.1	3.1	3.6	4.2	4.2
Security and Safety	7.2	6.8	6.3	5.8	5.6	5.3	4.4	4.4	5.2
Homicide	5.7	5.7	5.7	5.7	5.7	6.1	6.1	6.1	6.1
Disappearance, Conflict, Terrorism	9.0	7.7	6.4	6.0	5.3	5.0	2.2	2.2	4.6
Women Security, Safety	6.9	6.9	6.9	5.7	5.7	4.8	4.8	4.8	4.8
Movement	6.7	5.0	5.0	1.7	1.7	3.3	6.7	6.7	6.7
Freedom of Domestic Movement	5.0	10.0	0.0	5.0	5.0	5.0	5.0	5.0	5.0
Freedom of Foreign Movement	10.0	0.0	10.0	0.0	0.0	0.0	10.0	10.0	10.0
Women's Freedom of Movement	5.0	5.0	5.0	0.0	0.0	5.0	5.0	5.0	5.0
Religious Freedom	8.3	8.5	8.2	8.0	7.8	8.0	9.3	7.7	7.3
Freedom to Establish Religious Org.	6.7	6.7	6.7	6.3	6.3	6.3	10.0	10.0	10.0
Harassment and Physical Hostilities	8.7	9.1	8.5	8.8	8.3	8.7	8.6	6.8	6.5
Legal and Regulatory Restrictions	9.5	9.5	9.4	8.9	8.9	8.9	9.4	6.3	5.5
Assoc., Assembly and Civil Society	7.3	7.3	7.3	9.0	9.0	9.2	9.0	9.0	9.0
Freedom of Association	7.5	7.5	7.5	10.0	10.0	10.0	7.5	7.5	7.5
Assembly and Demonstration	5.0	5.0	5.0	7.5	7.5	7.5	7.5	7.5	7.5
Est. & Operate Political Parties	7.1	7.1	7.1	8.8	8.8	8.8	10.0	10.0	10.0
Est. & Operate Professional Organizations	8.3	8.3	8.3	8.8	8.8	8.8	10.0	10.0	10.0
Est. & Operate Edu., Sporting and Cultural	8.3	8.3	8.3	10.0	10.0	10.0	10.0	10.0	10.0
Expression and Information	8.3	7.1	8.3	8.5	8.4	8.5	8.2	8.2	8.2
Press Killed	8.7	9.4	8.1	9.4	8.8	9.4	10.0	10.0	10.0
Press Jailed	10.0	10.0	10.0	10.0	10.0	10.0	10.0	10.0	9.9
Laws and Reg. That Influence Media	5.0	0.0	5.3	5.7	5.7	5.3	5.3	5.3	5.3
Political Pressure, Control Media	4.5	0.0	4.8	4.5	4.3	4.5	4.3	4.5	4.5
Access to Cable and Satellite	10.0	10.0	10.0	10.0	10.0	10.0	10.0	10.0	10.0
Freedom of Access to Frgn. Info.	10.0	10.0	10.0	10.0	10.0	10.0	10.0	10.0	10.0
State Control over Internet Access	10.0	10.0	10.0	10.0	10.0	10.0	7.5	7.5	7.5
Identity and Relationships	5.0	5.0	5.0	2.5	2.5	3.3	3.3	3.3	3.3
Legal Gender	-	-	-	-	-	-	-	-	-
Parental Rights	10.0	10.0	10.0	5.0	5.0	5.0	5.0	5.0	5.0
Same-Sex Relationships	0.0	0.0	0.0	0.0	0.0	0.0	0.0	0.0	0.0
Divorce	-	-	-	-	-	5.0	5.0	5.0	5.0

Human Freedom Score over Time



Human Freedom Ranking over Time



NORWAY

WESTERN EUROPE

RANKING 10/162








Score 0–10

PERSONAL FREEDOM 9.34






ECONOMIC FREEDOM 7.60

HUMAN FREEDOM 8.47

Ranking
2/162

	Rule of Law	<div style="width: 86%; height: 10px; background-color: #e67e22;"></div>	8.6
	Procedural Justice	<div style="width: 89%; height: 10px; background-color: #e67e22;"></div>	8.9
	Civil Justice	<div style="width: 85%; height: 10px; background-color: #e67e22;"></div>	8.5
	Criminal Justice	<div style="width: 83%; height: 10px; background-color: #e67e22;"></div>	8.3
<hr/>			
	Security and Safety	<div style="width: 99%; height: 10px; background-color: #e67e22;"></div>	9.9
	Homicide	<div style="width: 98%; height: 10px; background-color: #e67e22;"></div>	9.8
	Disappearance, Conflict, Terrorism	<div style="width: 100%; height: 10px; background-color: #e67e22;"></div>	10.0
	Women Security, Safety	<div style="width: 100%; height: 10px; background-color: #e67e22;"></div>	10.0
<hr/>			
	Movement	<div style="width: 100%; height: 10px; background-color: #e67e22;"></div>	10.0
	Freedom of Domestic Movement	<div style="width: 100%; height: 10px; background-color: #e67e22;"></div>	10.0
	Freedom of Foreign Movement	<div style="width: 100%; height: 10px; background-color: #e67e22;"></div>	10.0
	Women's Freedom of Movement	<div style="width: 100%; height: 10px; background-color: #e67e22;"></div>	10.0
<hr/>			
	Religious Freedom	<div style="width: 74%; height: 10px; background-color: #e67e22;"></div>	7.4
	Freedom to Est. & Operate Rel. Org.	<div style="width: 75%; height: 10px; background-color: #e67e22;"></div>	7.5
	Harassment and Physical Hostilities	<div style="width: 86%; height: 10px; background-color: #e67e22;"></div>	8.6
	Legal and Regulatory Restrictions	<div style="width: 61%; height: 10px; background-color: #e67e22;"></div>	6.1
<hr/>			
	Assoc., Assembly and Civil Society	<div style="width: 100%; height: 10px; background-color: #e67e22;"></div>	10.0
	Freedom of Association	<div style="width: 100%; height: 10px; background-color: #e67e22;"></div>	10.0
	Assembly and Demonstration	<div style="width: 100%; height: 10px; background-color: #e67e22;"></div>	10.0
	Est. & Operate Political Parties	<div style="width: 100%; height: 10px; background-color: #e67e22;"></div>	10.0
	Est. & Operate Professional Org.	<div style="width: 100%; height: 10px; background-color: #e67e22;"></div>	10.0
	Est. & Operate Edu., Sports & Cultural	<div style="width: 100%; height: 10px; background-color: #e67e22;"></div>	10.0
<hr/>			
	Expression and Information	<div style="width: 98%; height: 10px; background-color: #e67e22;"></div>	9.8
	Press Killed	<div style="width: 100%; height: 10px; background-color: #e67e22;"></div>	10.0
	Press Jailed	<div style="width: 100%; height: 10px; background-color: #e67e22;"></div>	10.0
	Laws and Reg. That Influence Media	<div style="width: 93%; height: 10px; background-color: #e67e22;"></div>	9.3
	Political Pressure, Control Media	<div style="width: 93%; height: 10px; background-color: #e67e22;"></div>	9.3
	Access to Cable and Satellite	<div style="width: 100%; height: 10px; background-color: #e67e22;"></div>	10.0
	Freedom of Access to Frgn. Info.	<div style="width: 100%; height: 10px; background-color: #e67e22;"></div>	10.0
	State Control over Internet Access	<div style="width: 100%; height: 10px; background-color: #e67e22;"></div>	10.0
<hr/>			
	Identity and Relationships	<div style="width: 100%; height: 10px; background-color: #e67e22;"></div>	10.0
	Legal Gender	<div style="width: 100%; height: 10px; background-color: #e67e22;"></div>	10.0
	Parental Rights	<div style="width: 100%; height: 10px; background-color: #e67e22;"></div>	10.0
	Same-Sex Relationships	<div style="width: 100%; height: 10px; background-color: #e67e22;"></div>	10.0
	Divorce	<div style="width: 100%; height: 10px; background-color: #e67e22;"></div>	10.0

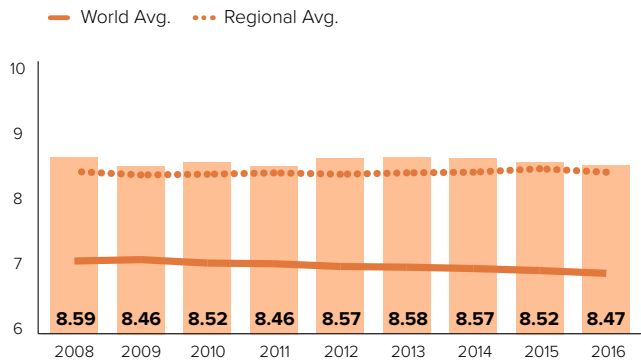
Ranking
25/162

	Size of Government	<div style="width: 45%; height: 10px; background-color: #e67e22;"></div>	4.5
	Government Consumption	<div style="width: 15%; height: 10px; background-color: #e67e22;"></div>	1.5
	Transfers and Subsidies	<div style="width: 50%; height: 10px; background-color: #e67e22;"></div>	5.0
	Government Enterprises	<div style="width: 70%; height: 10px; background-color: #e67e22;"></div>	7.0
	Top Marginal Tax Rate	<div style="width: 45%; height: 10px; background-color: #e67e22;"></div>	4.5
<hr/>			
	Legal System and Prop. Rights	<div style="width: 87%; height: 10px; background-color: #e67e22;"></div>	8.7
	Judicial Independence	<div style="width: 93%; height: 10px; background-color: #e67e22;"></div>	9.3
	Impartial Courts	<div style="width: 69%; height: 10px; background-color: #e67e22;"></div>	6.9
	Protection of Property Rights	<div style="width: 86%; height: 10px; background-color: #e67e22;"></div>	8.6
	Military Interference	<div style="width: 100%; height: 10px; background-color: #e67e22;"></div>	10.0
	Integrity of the Legal System	<div style="width: 100%; height: 10px; background-color: #e67e22;"></div>	10.0
	Legal Enforcement of Contracts	<div style="width: 68%; height: 10px; background-color: #e67e22;"></div>	6.8
	Regulatory Restrictions	<div style="width: 91%; height: 10px; background-color: #e67e22;"></div>	9.1
	Reliability of Police	<div style="width: 92%; height: 10px; background-color: #e67e22;"></div>	9.2
	Business Cost of Crime	<div style="width: 82%; height: 10px; background-color: #e67e22;"></div>	8.2
<hr/>			
	Sound Money	<div style="width: 95%; height: 10px; background-color: #e67e22;"></div>	9.5
	Money Growth	<div style="width: 96%; height: 10px; background-color: #e67e22;"></div>	9.6
	Standard Deviation of Inflation	<div style="width: 91%; height: 10px; background-color: #e67e22;"></div>	9.1
	Inflation: Most Recent Year	<div style="width: 93%; height: 10px; background-color: #e67e22;"></div>	9.3
	Freedom to Own Frgn. Currency	<div style="width: 100%; height: 10px; background-color: #e67e22;"></div>	10.0
<hr/>			
	Freedom to Trade Int'l	<div style="width: 76%; height: 10px; background-color: #e67e22;"></div>	7.6
	Tariffs	<div style="width: 62%; height: 10px; background-color: #e67e22;"></div>	6.2
	Regulatory Trade Barriers	<div style="width: 78%; height: 10px; background-color: #e67e22;"></div>	7.8
	Black-Market Exchange Rates	<div style="width: 100%; height: 10px; background-color: #e67e22;"></div>	10.0
	Movement of Capital and People	<div style="width: 63%; height: 10px; background-color: #e67e22;"></div>	6.3
<hr/>			
	Regulation	<div style="width: 77%; height: 10px; background-color: #e67e22;"></div>	7.7
	Credit Market Regulations	<div style="width: 100%; height: 10px; background-color: #e67e22;"></div>	10.0
	Labor Market Regulations	<div style="width: 51%; height: 10px; background-color: #e67e22;"></div>	5.1
	Business Regulations	<div style="width: 81%; height: 10px; background-color: #e67e22;"></div>	8.1

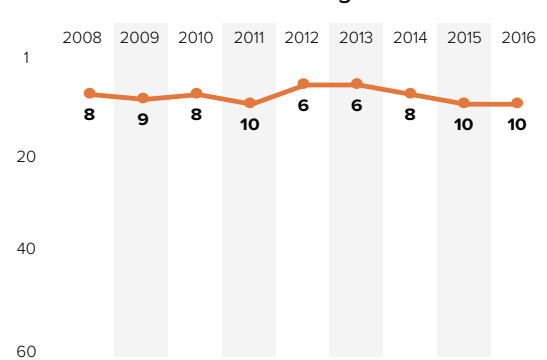
NORWAY | WESTERN EUROPE

	2008	2009	2010	2011	2012	2013	2014	2015	2016
HUMAN FREEDOM	8.59	8.46	8.52	8.46	8.57	8.58	8.57	8.52	8.47
ECONOMIC FREEDOM	7.63	7.50	7.47	7.56	7.58	7.60	7.62	7.65	7.60
PERSONAL FREEDOM	9.55	9.42	9.56	9.37	9.57	9.56	9.53	9.39	9.34
Rule of Law	8.7	8.7	8.7	8.7	8.7	8.7	8.6	8.6	8.6
Procedural Justice	9.4	9.4	9.4	9.4	9.2	9.2	9.2	9.0	8.9
Civil Justice	8.2	8.2	8.2	8.2	8.6	8.6	8.6	8.5	8.5
Criminal Justice	8.5	8.5	8.5	8.5	8.3	8.3	8.2	8.3	8.3
Security and Safety	9.8	9.9	9.9	9.1	9.9	9.9	9.9	9.9	9.9
Homicide	9.7	9.8	9.8	9.1	9.8	9.6	9.8	9.8	9.8
Disappearance, Conflict, Terrorism	10.0	10.0	10.0	8.4	10.0	10.0	10.0	10.0	10.0
Women Security, Safety	9.8	9.8	9.8	9.8	9.8	10.0	10.0	10.0	10.0
Movement	10.0	10.0	10.0	10.0	10.0	10.0	10.0	10.0	10.0
Freedom of Domestic Movement	10.0	10.0	10.0	10.0	10.0	10.0	10.0	10.0	10.0
Freedom of Foreign Movement	10.0	10.0	10.0	10.0	10.0	10.0	10.0	10.0	10.0
Women's Freedom of Movement	10.0	10.0	10.0	10.0	10.0	10.0	10.0	10.0	10.0
Religious Freedom	9.4	9.9	9.5	9.4	9.5	9.4	9.1	7.7	7.4
Freedom to Establish Religious Org.	10.0	10.0	10.0	8.8	8.8	8.8	7.5	7.5	7.5
Harassment and Physical Hostilities	9.4	9.8	9.4	9.6	9.7	9.9	9.8	8.8	8.6
Legal and Regulatory Restrictions	8.9	10.0	9.1	9.8	10.0	9.5	10.0	6.8	6.1
Assoc., Assembly and Civil Society	10.0	10.0	10.0	10.0	10.0	10.0	10.0	10.0	10.0
Freedom of Association	10.0	10.0	10.0	10.0	10.0	10.0	10.0	10.0	10.0
Assembly and Demonstration	10.0	10.0	10.0	10.0	10.0	10.0	10.0	10.0	10.0
Est. & Operate Political Parties	10.0	10.0	10.0	10.0	10.0	10.0	10.0	10.0	10.0
Est. & Operate Professional Organizations	10.0	10.0	10.0	10.0	10.0	10.0	10.0	10.0	10.0
Est. & Operate Edu., Sporting and Cultural	10.0	10.0	10.0	10.0	10.0	10.0	10.0	10.0	10.0
Expression and Information	9.8	7.8	9.7	9.8	9.8	9.8	9.8	9.8	9.8
Press Killed	10.0	10.0	10.0	10.0	10.0	10.0	10.0	10.0	10.0
Press Jailed	10.0	10.0	10.0	10.0	10.0	10.0	10.0	10.0	10.0
Laws and Reg. That Influence Media	9.0	1.7	9.0	9.0	9.0	9.0	9.0	9.3	9.3
Political Pressure, Control Media	9.3	3.3	9.0	9.3	9.3	9.3	9.3	9.3	9.3
Access to Cable and Satellite	10.0	10.0	10.0	10.0	10.0	10.0	10.0	10.0	10.0
Freedom of Access to Frgn. Info.	10.0	10.0	10.0	10.0	10.0	10.0	10.0	10.0	10.0
State Control over Internet Access	10.0	10.0	10.0	10.0	10.0	10.0	10.0	10.0	10.0
Identity and Relationships	10.0	10.0	10.0	10.0	10.0	10.0	10.0	10.0	10.0
Legal Gender	-	-	-	-	-	-	-	10.0	10.0
Parental Rights	10.0	10.0	10.0	10.0	10.0	10.0	10.0	10.0	10.0
Same-Sex Relationships	10.0	10.0	10.0	10.0	10.0	10.0	10.0	10.0	10.0
Divorce	-	-	-	-	-	10.0	10.0	10.0	10.0

Human Freedom Score over Time



Human Freedom Ranking over Time



OMAN

MIDDLE EAST & NORTH AFRICA
RANKING 129/162



Score 0–10

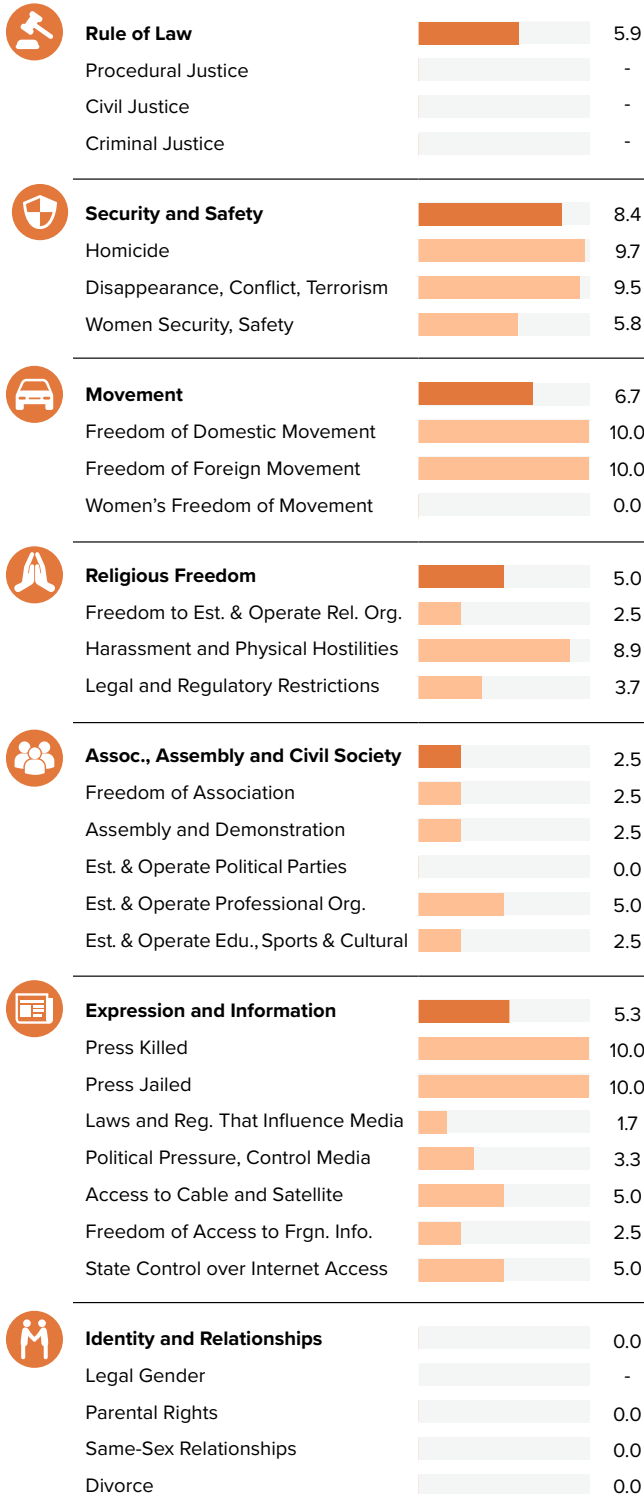
PERSONAL FREEDOM 5.51

ECONOMIC FREEDOM 6.76

HUMAN FREEDOM 6.13

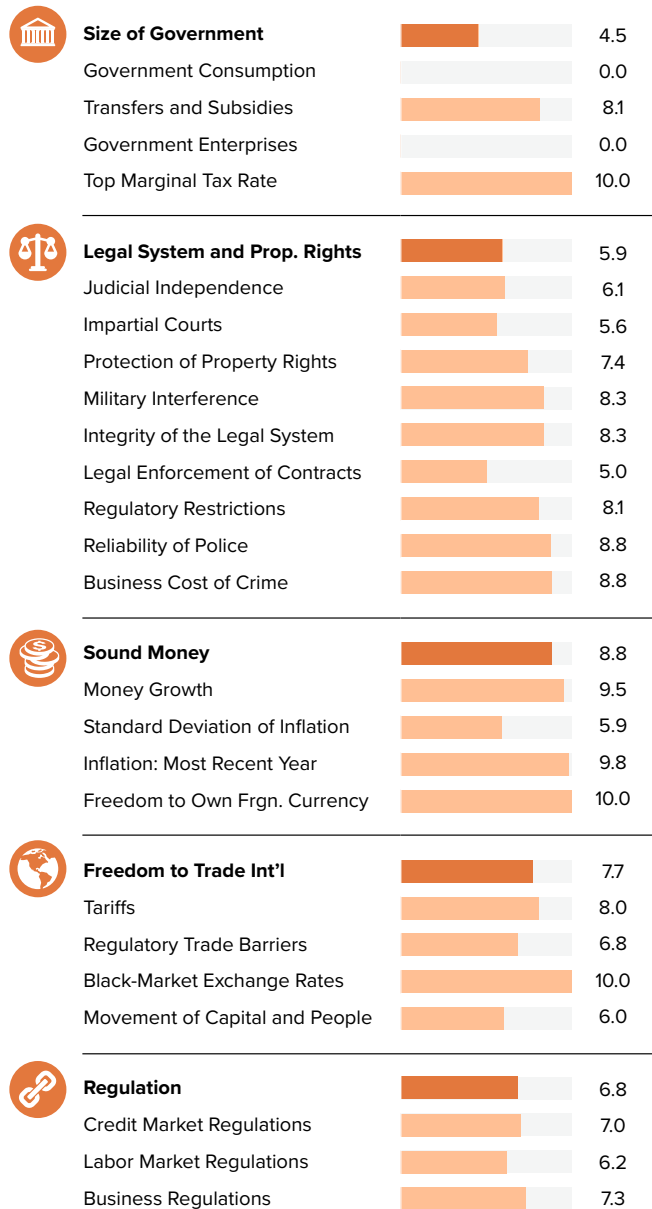
PERSONAL FREEDOM

Ranking
137/162



ECONOMIC FREEDOM

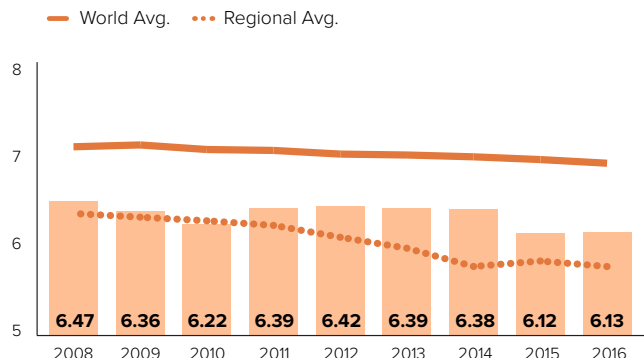
Ranking
89/162



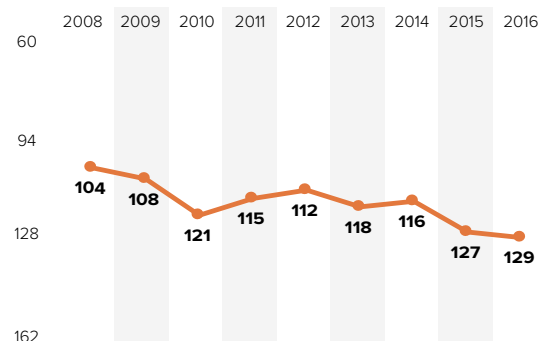
OMAN | MIDDLE EAST & NORTH AFRICA

	2008	2009	2010	2011	2012	2013	2014	2015	2016
HUMAN FREEDOM	6.47	6.36	6.22	6.39	6.42	6.39	6.38	6.12	6.13
ECONOMIC FREEDOM	7.08	7.13	7.01	6.91	7.04	6.98	7.05	6.64	6.76
PERSONAL FREEDOM	5.85	5.59	5.43	5.87	5.81	5.79	5.71	5.59	5.51
Rule of Law	6.4	6.4	6.4	6.4	6.1	6.1	6.0	6.0	5.9
Procedural Justice	0.0	0.0	0.0	0.0	-	-	-	-	-
Civil Justice	0.0	0.0	0.0	0.0	-	-	-	-	-
Criminal Justice	0.0	0.0	0.0	0.0	-	-	-	-	-
Security and Safety	8.6	8.6	8.4	7.9	7.8	7.8	8.4	8.4	8.4
Homicide	9.3	9.5	9.4	9.6	9.5	9.0	9.7	9.7	9.7
Disappearance, Conflict, Terrorism	10.0	10.0	9.5	8.5	8.5	8.5	9.5	9.5	9.5
Women Security, Safety	6.3	6.3	6.3	5.5	5.5	5.8	5.8	5.8	5.8
Movement	8.3	5.0	5.0	6.7	6.7	6.7	6.7	6.7	6.7
Freedom of Domestic Movement	10.0	0.0	10.0	10.0	10.0	10.0	10.0	10.0	10.0
Freedom of Foreign Movement	10.0	10.0	0.0	10.0	10.0	10.0	10.0	10.0	10.0
Women's Freedom of Movement	5.0	5.0	5.0	0.0	0.0	0.0	0.0	0.0	0.0
Religious Freedom	6.7	6.9	6.2	7.0	7.2	7.3	6.6	5.6	5.0
Freedom to Establish Religious Org.	1.7	1.7	1.7	3.8	3.8	3.8	2.5	2.5	2.5
Harassment and Physical Hostilities	9.8	9.9	9.3	9.5	9.9	10.0	9.9	9.4	8.9
Legal and Regulatory Restrictions	8.7	9.1	7.6	7.8	8.1	8.0	7.5	4.8	3.7
Assoc., Assembly and Civil Society	1.6	1.6	1.6	3.3	3.3	3.3	2.5	2.5	2.5
Freedom of Association	2.5	2.5	2.5	2.5	2.5	2.5	2.5	2.5	2.5
Assembly and Demonstration	0.0	0.0	0.0	2.5	2.5	2.5	2.5	2.5	2.5
Est. & Operate Political Parties	0.0	0.0	0.0	2.5	2.5	2.5	0.0	0.0	0.0
Est. & Operate Professional Organizations	1.3	1.3	1.3	3.8	3.8	3.8	5.0	5.0	5.0
Est. & Operate Edu., Sporting and Cultural	4.2	4.2	4.2	5.0	5.0	5.0	2.5	2.5	2.5
Expression and Information	4.5	4.8	4.5	6.1	6.1	6.1	5.3	5.3	5.3
Press Killed	10.0	10.0	10.0	10.0	10.0	10.0	10.0	10.0	10.0
Press Jailed	10.0	10.0	10.0	10.0	10.0	10.0	10.0	10.0	10.0
Laws and Reg. That Influence Media	1.7	3.7	1.7	1.7	1.7	1.7	1.7	1.7	1.7
Political Pressure, Control Media	3.3	3.5	3.3	3.3	3.3	3.3	3.3	3.3	3.3
Access to Cable and Satellite	3.3	3.3	3.3	7.5	7.5	7.5	5.0	5.0	5.0
Freedom of Access to Frgn. Info.	3.3	3.3	3.3	5.0	5.0	5.0	2.5	2.5	2.5
State Control over Internet Access	0.0	0.0	0.0	5.0	5.0	5.0	5.0	5.0	5.0
Identity and Relationships	0.0	0.0	0.0	0.0	0.0	0.0	0.0	0.0	0.0
Legal Gender	-	-	-	-	-	-	-	-	-
Parental Rights	0.0	0.0	0.0	0.0	0.0	0.0	0.0	0.0	0.0
Same-Sex Relationships	0.0	0.0	0.0	0.0	0.0	0.0	0.0	0.0	0.0
Divorce	-	-	-	-	-	0.0	0.0	0.0	0.0

Human Freedom Score over Time



Human Freedom Ranking over Time



PAKISTAN

SOUTH ASIA

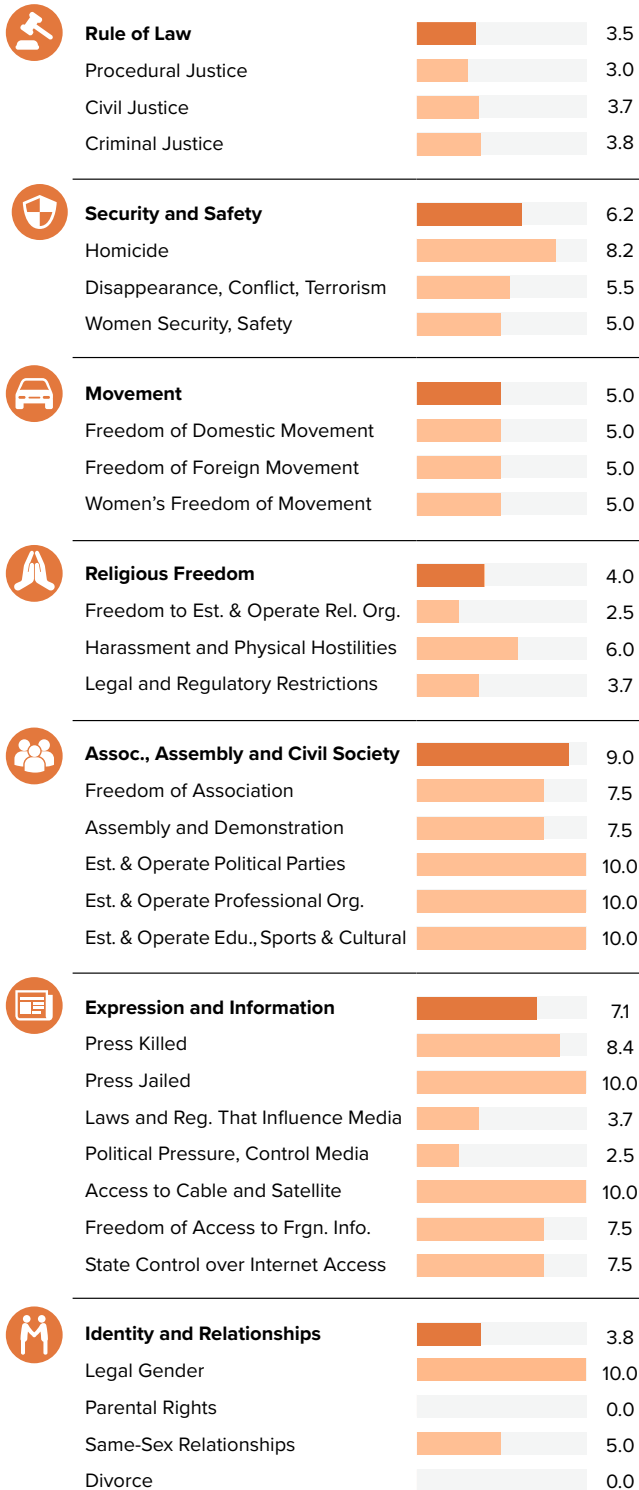
RANKING 140/162










Score 0–10

PERSONAL FREEDOM 5.32

ECONOMIC FREEDOM 6.00

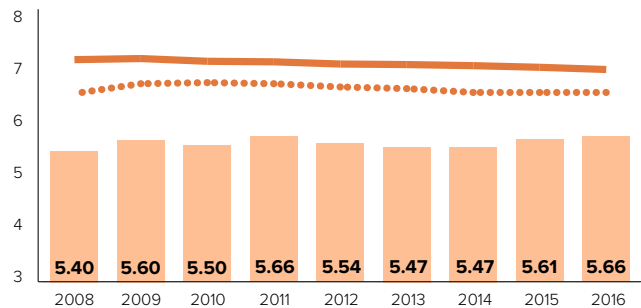
HUMAN FREEDOM 5.66**PERSONAL FREEDOM**Ranking
143/162**ECONOMIC FREEDOM**Ranking
132/162

PAKISTAN | SOUTH ASIA

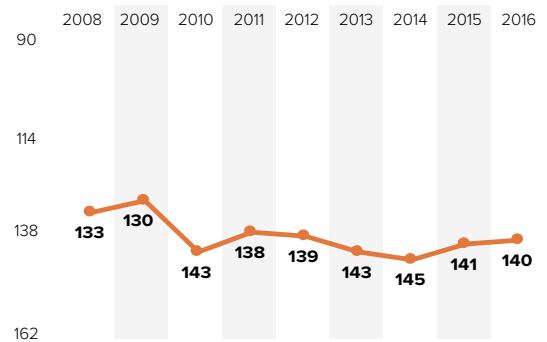
	2008	2009	2010	2011	2012	2013	2014	2015	2016
HUMAN FREEDOM	5.40	5.60	5.50	5.66	5.54	5.47	5.47	5.61	5.66
ECONOMIC FREEDOM	5.97	6.12	6.17	6.23	6.15	6.14	5.89	5.92	6.00
PERSONAL FREEDOM	4.83	5.07	4.83	5.09	4.93	4.79	5.05	5.30	5.32
 Rule of Law	3.5	3.5	3.5	3.5	3.2	3.2	3.2	3.5	3.5
Procedural Justice	2.6	2.6	2.6	2.6	2.4	2.4	2.6	3.0	3.0
Civil Justice	3.9	3.9	3.9	3.9	3.6	3.6	4.0	3.7	3.7
Criminal Justice	3.9	3.9	3.9	3.9	3.7	3.7	3.1	3.8	3.8
 Security and Safety	5.6	5.3	5.2	6.1	5.7	5.2	5.3	5.9	6.2
Homicide	7.1	7.0	6.9	6.8	6.9	6.9	7.1	8.0	8.2
Disappearance, Conflict, Terrorism	4.0	3.1	3.2	4.7	3.5	3.5	3.8	4.8	5.5
Women Security, Safety	5.7	5.7	5.7	6.7	6.7	5.0	5.0	5.0	5.0
 Movement	3.3	5.0	5.0	3.3	3.3	5.0	5.0	5.0	5.0
Freedom of Domestic Movement	0.0	5.0	5.0	5.0	5.0	5.0	5.0	5.0	5.0
Freedom of Foreign Movement	5.0	5.0	5.0	5.0	5.0	5.0	5.0	5.0	5.0
Women's Freedom of Movement	5.0	5.0	5.0	0.0	0.0	5.0	5.0	5.0	5.0
 Religious Freedom	7.5	7.5	7.0	7.6	7.5	7.3	6.7	4.5	4.0
Freedom to Establish Religious Org.	4.2	4.2	4.2	5.0	5.0	5.0	2.5	2.5	2.5
Harassment and Physical Hostilities	9.3	9.2	9.4	9.4	8.9	8.4	9.2	5.7	6.0
Legal and Regulatory Restrictions	8.9	9.1	7.4	8.4	8.7	8.5	8.2	5.3	3.7
 Assoc., Assembly and Civil Society	7.3	7.3	7.3	8.3	8.3	7.9	9.0	9.0	9.0
Freedom of Association	5.0	5.0	5.0	7.5	7.5	7.5	7.5	7.5	7.5
Assembly and Demonstration	7.5	7.5	7.5	7.5	7.5	7.5	7.5	7.5	7.5
Est. & Operate Political Parties	7.1	7.1	7.1	8.8	8.8	8.8	10.0	10.0	10.0
Est. & Operate Professional Organizations	8.3	8.3	8.3	8.8	8.8	8.8	10.0	10.0	10.0
Est. & Operate Edu., Sporting and Cultural	8.3	8.3	8.3	8.8	8.8	8.8	10.0	10.0	10.0
 Expression and Information	7.6	9.1	7.3	6.5	6.6	6.7	6.8	7.2	7.1
Press Killed	6.3	5.2	3.6	3.7	4.9	5.6	6.2	8.9	8.4
Press Jailed	10.0	10.0	10.0	10.0	10.0	9.9	10.0	10.0	10.0
Laws and Reg. That Influence Media	3.7	9.7	4.0	4.0	3.7	3.7	3.7	3.7	3.7
Political Pressure, Control Media	3.3	8.8	3.3	2.8	2.8	2.8	2.5	2.8	2.5
Access to Cable and Satellite	10.0	10.0	10.0	10.0	10.0	10.0	10.0	10.0	10.0
Freedom of Access to Frgn. Info.	10.0	10.0	10.0	7.5	7.5	7.5	7.5	7.5	7.5
State Control over Internet Access	10.0	10.0	10.0	7.5	7.5	7.5	7.5	7.5	7.5
 Identity and Relationships	0.0	0.0	0.0	1.3	1.3	0.0	1.7	3.8	3.8
Legal Gender	-	-	-	-	-	-	-	10.0	10.0
Parental Rights	0.0	0.0	0.0	2.5	2.5	0.0	0.0	0.0	0.0
Same-Sex Relationships	0.0	0.0	0.0	0.0	0.0	0.0	5.0	5.0	5.0
Divorce	-	-	-	-	-	0.0	0.0	0.0	0.0

Human Freedom Score over Time

— World Avg. ●●● Regional Avg.



Human Freedom Ranking over Time



PANAMA

LATIN AMERICA & THE CARIBBEAN
RANKING 46/162



Score 0–10

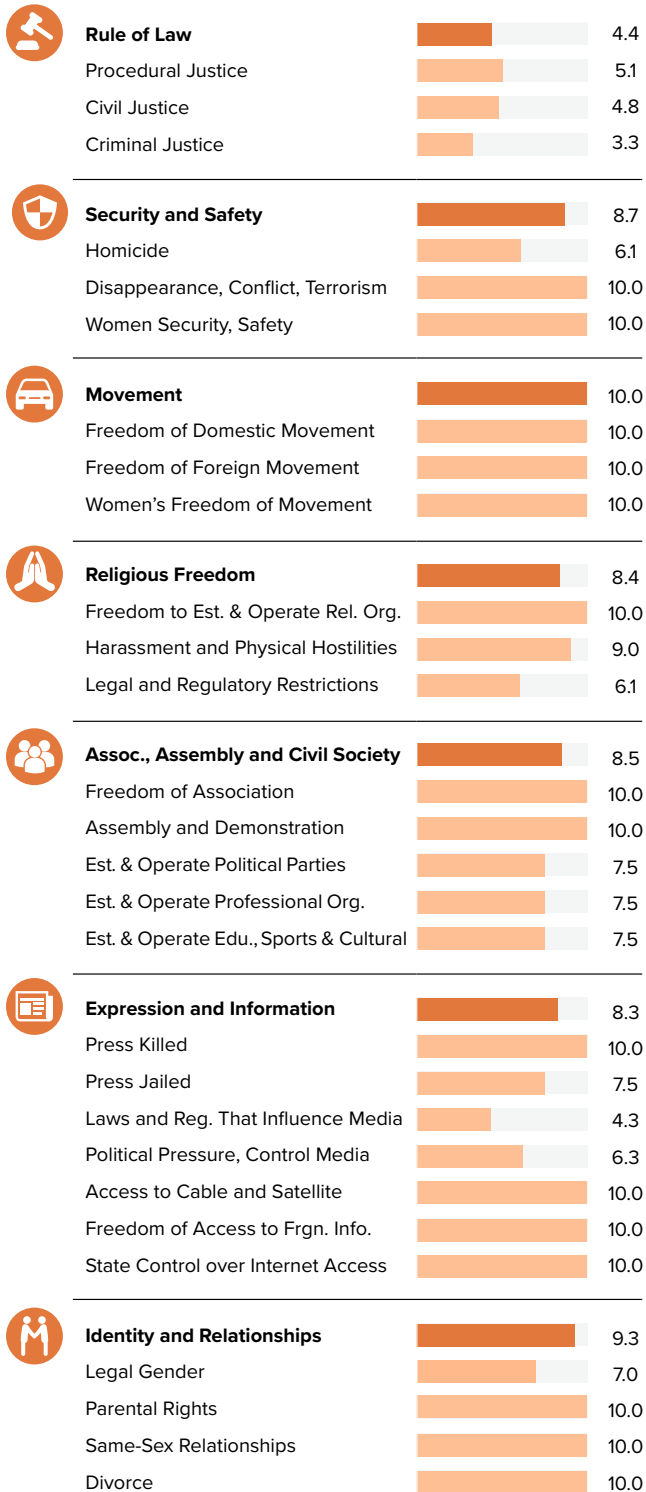
PERSONAL FREEDOM 7.72

ECONOMIC FREEDOM 7.58

HUMAN FREEDOM 7.65

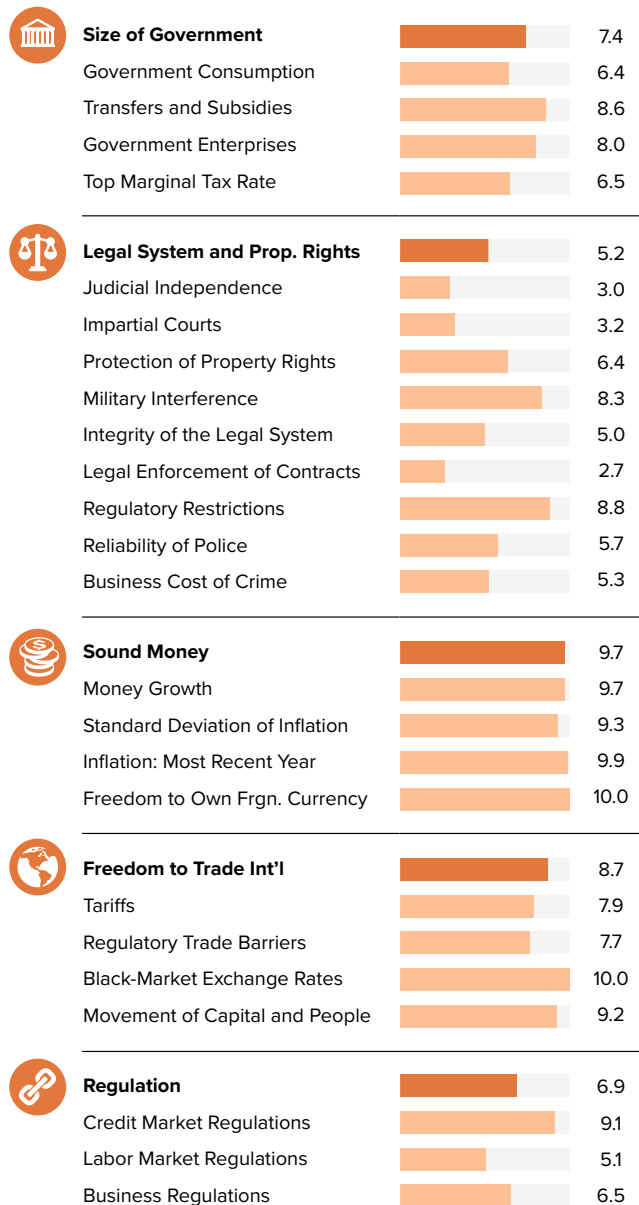
PERSONAL FREEDOM

Ranking
53/162



ECONOMIC FREEDOM

Ranking
27/162

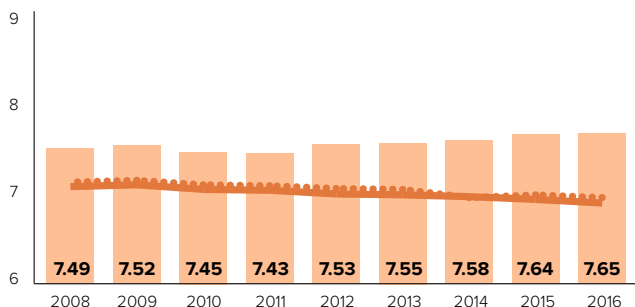


PANAMA | LATIN AMERICA & THE CARIBBEAN

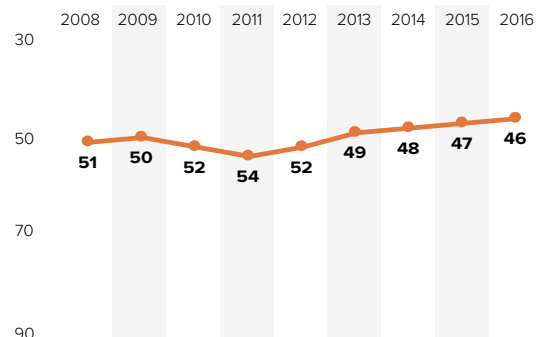
	2008	2009	2010	2011	2012	2013	2014	2015	2016
HUMAN FREEDOM	7.49	7.52	7.45	7.43	7.53	7.55	7.58	7.64	7.65
ECONOMIC FREEDOM	7.24	7.25	7.22	7.13	7.34	7.38	7.48	7.57	7.58
PERSONAL FREEDOM	7.75	7.79	7.68	7.73	7.73	7.72	7.69	7.71	7.72
Rule of Law	4.9	4.9	4.9	4.9	4.6	4.6	4.6	4.4	4.4
Procedural Justice	5.8	5.8	5.8	5.8	5.6	5.6	5.7	5.5	5.1
Civil Justice	5.1	5.1	5.1	5.1	4.5	4.5	5.0	4.8	4.8
Criminal Justice	3.8	3.8	3.8	3.8	3.8	3.8	3.2	2.9	3.3
Security and Safety	8.0	7.8	7.9	8.0	7.7	7.7	8.1	8.5	8.7
Homicide	4.4	3.7	4.9	4.1	3.2	3.1	4.2	5.5	6.1
Disappearance, Conflict, Terrorism	10.0	10.0	9.0	10.0	10.0	10.0	10.0	10.0	10.0
Women Security, Safety	9.8	9.8	9.8	10.0	10.0	10.0	10.0	10.0	10.0
Movement	10.0	10.0	10.0	10.0	10.0	10.0	10.0	10.0	10.0
Freedom of Domestic Movement	10.0	10.0	10.0	10.0	10.0	10.0	10.0	10.0	10.0
Freedom of Foreign Movement	10.0	10.0	10.0	10.0	10.0	10.0	10.0	10.0	10.0
Women's Freedom of Movement	10.0	10.0	10.0	10.0	10.0	10.0	10.0	10.0	10.0
Religious Freedom	7.6	7.6	7.3	7.9	7.9	7.9	8.1	8.5	8.4
Freedom to Establish Religious Org.	8.3	8.3	8.3	10.0	10.0	10.0	10.0	10.0	10.0
Harassment and Physical Hostilities	9.9	9.8	9.0	9.1	9.2	9.2	9.6	9.3	9.0
Legal and Regulatory Restrictions	4.5	4.7	4.5	4.5	4.4	4.5	4.8	6.2	6.1
Assoc., Assembly and Civil Society	9.0	9.0	9.0	10.0	10.0	10.0	8.5	8.5	8.5
Freedom of Association	10.0	10.0	10.0	10.0	10.0	10.0	10.0	10.0	10.0
Assembly and Demonstration	10.0	10.0	10.0	10.0	10.0	10.0	10.0	10.0	10.0
Est. & Operate Political Parties	6.7	6.7	6.7	10.0	10.0	10.0	7.5	7.5	7.5
Est. & Operate Professional Organizations	10.0	10.0	10.0	10.0	10.0	10.0	7.5	7.5	7.5
Est. & Operate Edu., Sporting and Cultural	8.3	8.3	8.3	10.0	10.0	10.0	7.5	7.5	7.5
Expression and Information	8.5	9.5	8.5	7.1	8.5	8.5	8.5	8.5	8.3
Press Killed	10.0	10.0	10.0	0.0	10.0	10.0	10.0	10.0	10.0
Press Jailed	10.0	10.0	10.0	10.0	10.0	10.0	10.0	10.0	7.5
Laws and Reg. That Influence Media	4.0	8.7	4.0	4.3	4.3	4.3	4.3	4.3	4.3
Political Pressure, Control Media	5.8	7.5	5.8	5.3	5.3	5.0	5.3	5.5	6.3
Access to Cable and Satellite	10.0	10.0	10.0	10.0	10.0	10.0	10.0	10.0	10.0
Freedom of Access to Frgn. Info.	10.0	10.0	10.0	10.0	10.0	10.0	10.0	10.0	10.0
State Control over Internet Access	10.0	10.0	10.0	10.0	10.0	10.0	10.0	10.0	10.0
Identity and Relationships	10.0	10.0	10.0	10.0	10.0	10.0	10.0	9.3	9.3
Legal Gender	-	-	-	-	-	-	-	7.0	7.0
Parental Rights	10.0	10.0	10.0	10.0	10.0	10.0	10.0	10.0	10.0
Same-Sex Relationships	10.0	10.0	10.0	10.0	10.0	10.0	10.0	10.0	10.0
Divorce	-	-	-	-	-	10.0	10.0	10.0	10.0

Human Freedom Score over Time

— World Avg. ●●● Regional Avg.



Human Freedom Ranking over Time



PAPUA NEW GUINEA

OCEANIA

RANKING 88/162



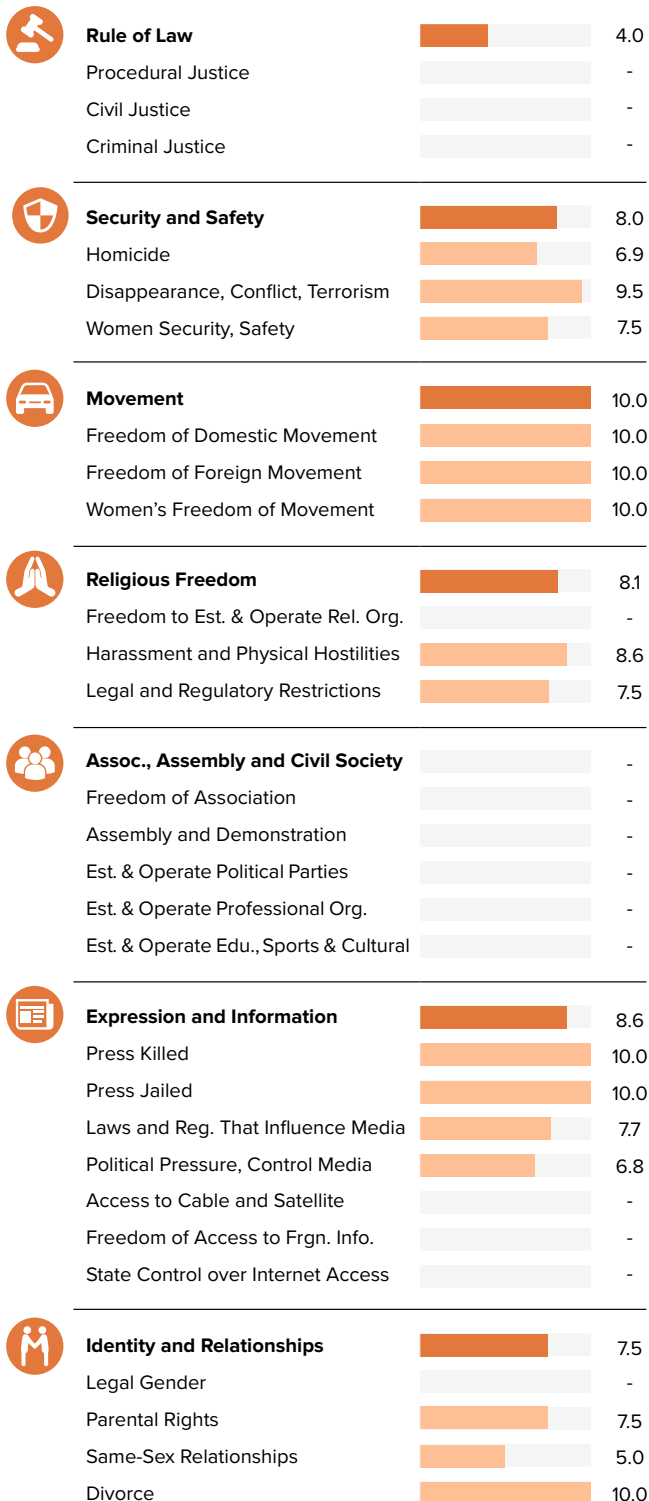
Score 0–10

PERSONAL FREEDOM 7.25
ECONOMIC FREEDOM 6.25

HUMAN FREEDOM 6.75

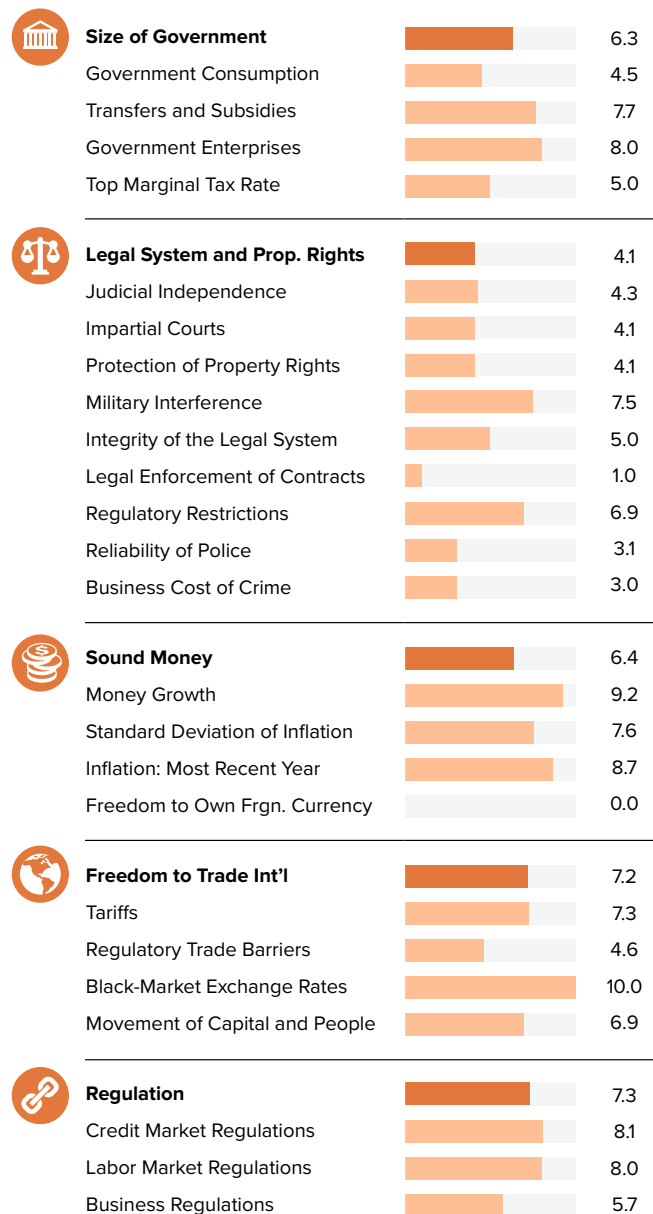
PERSONAL FREEDOM

Ranking
71/162










ECONOMIC FREEDOM

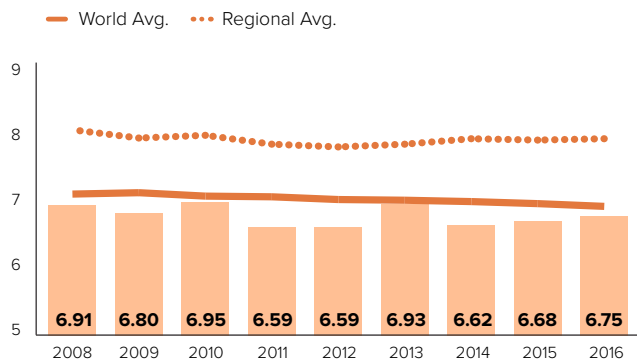
Ranking
122/162



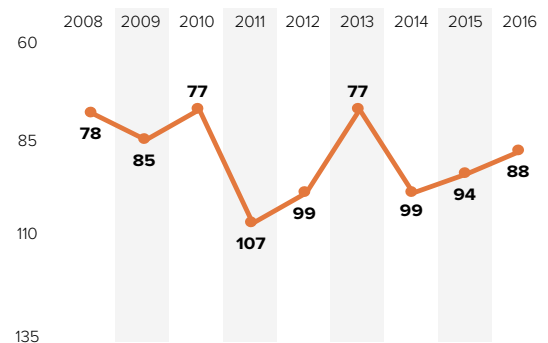
PAPUA NEW GUINEA | OCEANIA

	2008	2009	2010	2011	2012	2013	2014	2015	2016
HUMAN FREEDOM	6.91	6.80	6.95	6.59	6.59	6.93	6.62	6.68	6.75
ECONOMIC FREEDOM	6.77	6.83	6.87	6.83	6.91	6.96	6.28	6.17	6.25
PERSONAL FREEDOM	7.06	6.78	7.02	6.36	6.28	6.90	6.95	7.19	7.25
 Rule of Law	4.2	4.2	4.2	4.2	3.9	3.9	3.8	3.8	4.0
Procedural Justice	-	-	-	-	-	-	-	-	-
Civil Justice	-	-	-	-	-	-	-	-	-
Criminal Justice	-	-	-	-	-	-	-	-	-
 Security and Safety	8.1	8.0	8.0	7.7	7.7	8.0	8.0	8.0	8.0
Homicide	6.9	6.9	6.9	6.9	6.9	6.9	6.9	6.9	6.9
Disappearance, Conflict, Terrorism	10.0	9.5	9.5	9.5	9.5	9.5	9.5	9.5	9.5
Women Security, Safety	7.5	7.5	7.5	6.7	6.7	7.5	7.5	7.5	7.5
 Movement	10.0	10.0	10.0	8.3	8.3	10.0	10.0	10.0	10.0
Freedom of Domestic Movement	10.0	10.0	10.0	10.0	10.0	10.0	10.0	10.0	10.0
Freedom of Foreign Movement	10.0	10.0	10.0	10.0	10.0	10.0	10.0	10.0	10.0
Women's Freedom of Movement	10.0	10.0	10.0	5.0	5.0	10.0	10.0	10.0	10.0
 Religious Freedom	5.3	5.3	5.3	4.9	4.9	5.2	5.9	8.0	8.1
Freedom to Establish Religious Org.	-	-	-	-	-	-	-	-	-
Harassment and Physical Hostilities	6.7	6.1	6.0	5.4	5.4	5.6	6.2	8.6	8.6
Legal and Regulatory Restrictions	3.9	4.5	4.7	4.4	4.4	4.8	5.6	7.3	7.5
 Assoc., Assembly and Civil Society	-	-	-	-	-	-	-	-	-
Freedom of Association	-	-	-	-	-	-	-	-	-
Assembly and Demonstration	-	-	-	-	-	-	-	-	-
Est. & Operate Political Parties	-	-	-	-	-	-	-	-	-
Est. & Operate Professional Organizations	-	-	-	-	-	-	-	-	-
Est. & Operate Edu., Sporting and Cultural	-	-	-	-	-	-	-	-	-
 Expression and Information	8.9	7.1	9.0	8.8	8.8	8.7	8.6	8.6	8.6
Press Killed	10.0	10.0	10.0	10.0	10.0	10.0	10.0	10.0	10.0
Press Jailed	10.0	10.0	10.0	10.0	10.0	10.0	10.0	10.0	10.0
Laws and Reg. That Influence Media	8.7	4.0	8.7	8.0	8.0	8.0	8.0	7.7	7.7
Political Pressure, Control Media	7.0	4.3	7.3	7.3	7.0	6.8	6.5	6.8	6.8
Access to Cable and Satellite	-	-	-	-	-	-	-	-	-
Freedom of Access to Frgn. Info.	-	-	-	-	-	-	-	-	-
State Control over Internet Access	-	-	-	-	-	-	-	-	-
 Identity and Relationships	7.5	7.5	7.5	5.0	5.0	7.5	7.5	7.5	7.5
Legal Gender	-	-	-	-	-	-	-	-	-
Parental Rights	10.0	10.0	10.0	5.0	5.0	7.5	7.5	7.5	7.5
Same-Sex Relationships	5.0	5.0	5.0	5.0	5.0	5.0	5.0	5.0	5.0
Divorce	-	-	-	-	-	10.0	10.0	10.0	10.0

Human Freedom Score over Time



Human Freedom Ranking over Time



PARAGUAY

LATIN AMERICA & THE CARIBBEAN

RANKING 72/162



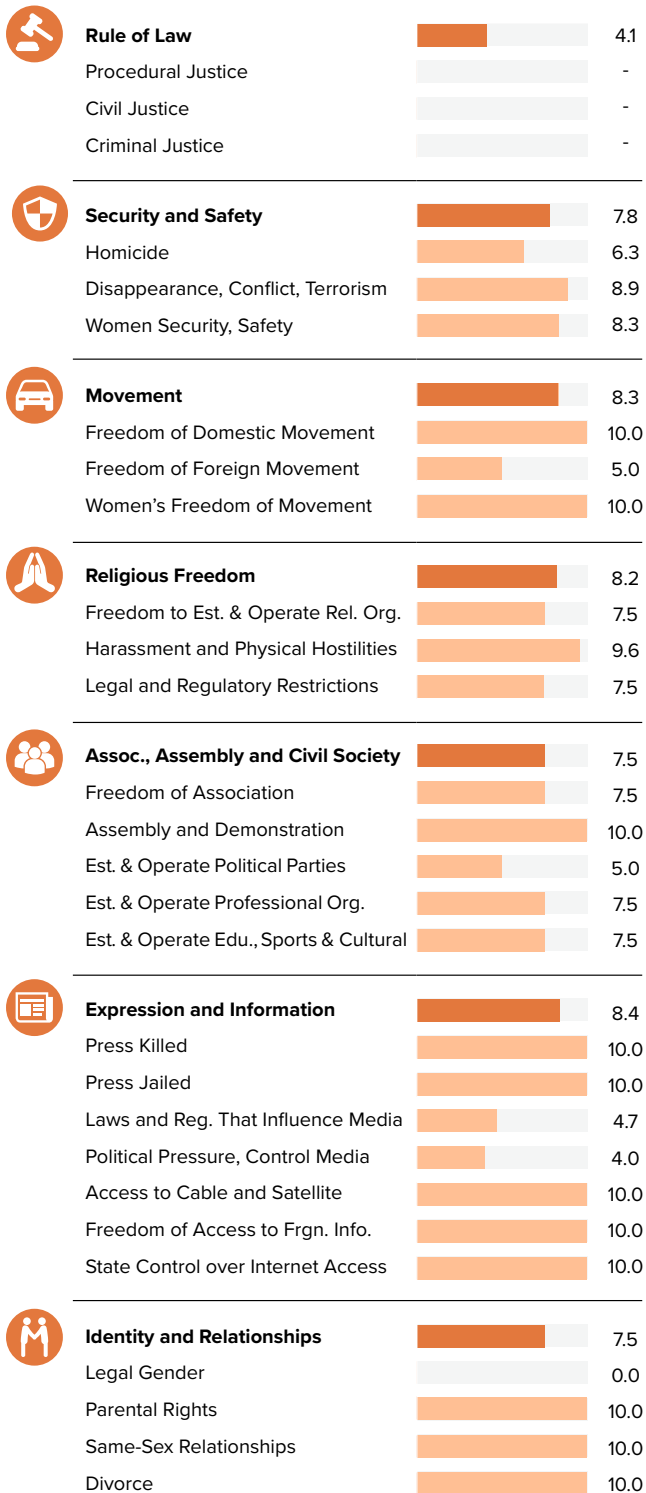
Score 0–10

PERSONAL FREEDOM 6.97

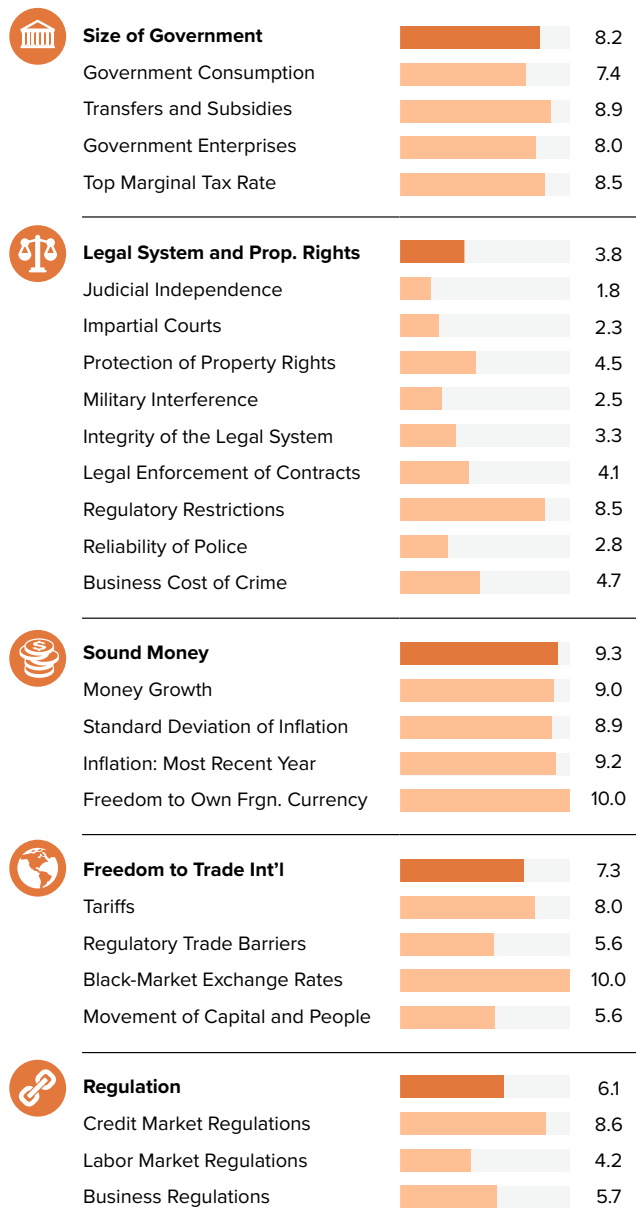
ECONOMIC FREEDOM 6.95

HUMAN FREEDOM 6.96

PERSONAL FREEDOM

Ranking
80/162

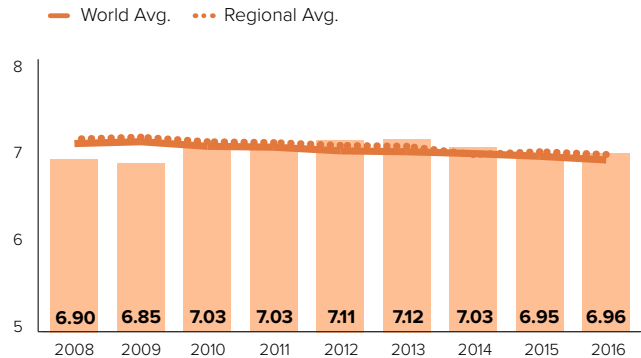
ECONOMIC FREEDOM

Ranking
76/162

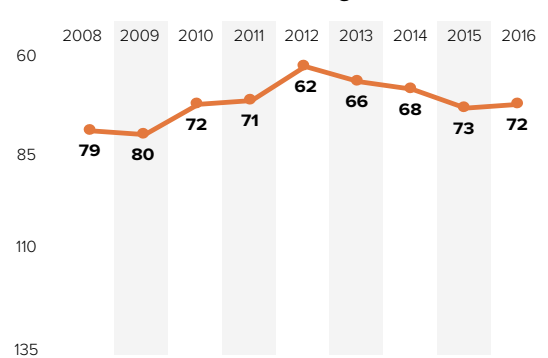
PARAGUAY | LATIN AMERICA & THE CARIBBEAN

	2008	2009	2010	2011	2012	2013	2014	2015	2016
HUMAN FREEDOM	6.90	6.85	7.03	7.03	7.11	7.12	7.03	6.95	6.96
ECONOMIC FREEDOM	6.50	6.56	6.74	6.80	6.89	6.95	6.87	6.91	6.95
PERSONAL FREEDOM	7.30	7.14	7.32	7.27	7.34	7.29	7.18	7.00	6.97
Rule of Law	4.2	4.2	4.2	4.2	3.9	3.9	4.1	4.1	4.1
Procedural Justice	-	-	-	-	-	-	-	-	-
Civil Justice	-	-	-	-	-	-	-	-	-
Criminal Justice	-	-	-	-	-	-	-	-	-
Security and Safety	8.0	7.9	8.1	8.3	8.3	7.8	7.9	7.8	7.8
Homicide	4.5	4.6	5.2	5.8	5.9	6.3	6.5	6.3	6.3
Disappearance, Conflict, Terrorism	9.5	9.0	8.9	9.0	9.0	8.8	9.0	8.9	8.9
Women Security, Safety	10.0	10.0	10.0	10.0	10.0	8.3	8.3	8.3	8.3
Movement	10.0	8.3	10.0	10.0	10.0	10.0	8.3	8.3	8.3
Freedom of Domestic Movement	10.0	5.0	10.0	10.0	10.0	10.0	10.0	10.0	10.0
Freedom of Foreign Movement	10.0	10.0	10.0	10.0	10.0	10.0	5.0	5.0	5.0
Women's Freedom of Movement	10.0	10.0	10.0	10.0	10.0	10.0	10.0	10.0	10.0
Religious Freedom	8.8	8.9	8.9	8.5	8.5	8.6	9.1	8.4	8.2
Freedom to Establish Religious Org.	7.1	7.1	7.1	6.3	6.3	6.3	7.5	7.5	7.5
Harassment and Physical Hostilities	9.6	9.5	9.7	9.7	9.7	9.7	9.7	9.6	9.6
Legal and Regulatory Restrictions	9.9	10.0	10.0	9.7	9.7	9.9	10.0	8.2	7.5
Assoc., Assembly and Civil Society	6.7	6.7	6.7	6.0	6.0	6.7	7.5	7.5	7.5
Freedom of Association	7.5	7.5	7.5	7.5	7.5	7.5	7.5	7.5	7.5
Assembly and Demonstration	7.5	7.5	7.5	7.5	7.5	7.5	10.0	10.0	10.0
Est. & Operate Political Parties	7.1	7.1	7.1	5.0	5.0	5.0	5.0	5.0	5.0
Est. & Operate Professional Organizations	4.2	4.2	4.2	5.0	5.0	5.0	7.5	7.5	7.5
Est. & Operate Edu., Sporting and Cultural	7.1	7.1	7.1	5.0	5.0	5.0	7.5	7.5	7.5
Expression and Information	6.9	7.2	6.8	6.9	8.3	8.3	6.9	8.4	8.4
Press Killed	10.0	10.0	10.0	0.0	10.0	10.0	0.0	10.0	10.0
Press Jailed	10.0	10.0	10.0	10.0	10.0	10.0	10.0	10.0	10.0
Laws and Reg. That Influence Media	4.0	5.3	3.7	4.0	4.0	4.3	4.7	5.0	4.7
Political Pressure, Control Media	4.3	5.3	4.3	4.0	3.8	4.0	3.8	3.8	4.0
Access to Cable and Satellite	6.7	6.7	6.7	10.0	10.0	10.0	10.0	10.0	10.0
Freedom of Access to Frgn. Info.	6.7	6.7	6.7	10.0	10.0	10.0	10.0	10.0	10.0
State Control over Internet Access	6.7	6.7	6.7	10.0	10.0	10.0	10.0	10.0	10.0
Identity and Relationships	10.0	10.0	10.0	10.0	10.0	10.0	10.0	7.5	7.5
Legal Gender	-	-	-	-	-	-	-	0.0	0.0
Parental Rights	10.0	10.0	10.0	10.0	10.0	10.0	10.0	10.0	10.0
Same-Sex Relationships	10.0	10.0	10.0	10.0	10.0	10.0	10.0	10.0	10.0
Divorce	-	-	-	-	-	10.0	10.0	10.0	10.0

Human Freedom Score over Time



Human Freedom Ranking over Time



PERU

LATIN AMERICA & THE CARIBBEAN
RANKING 47/162

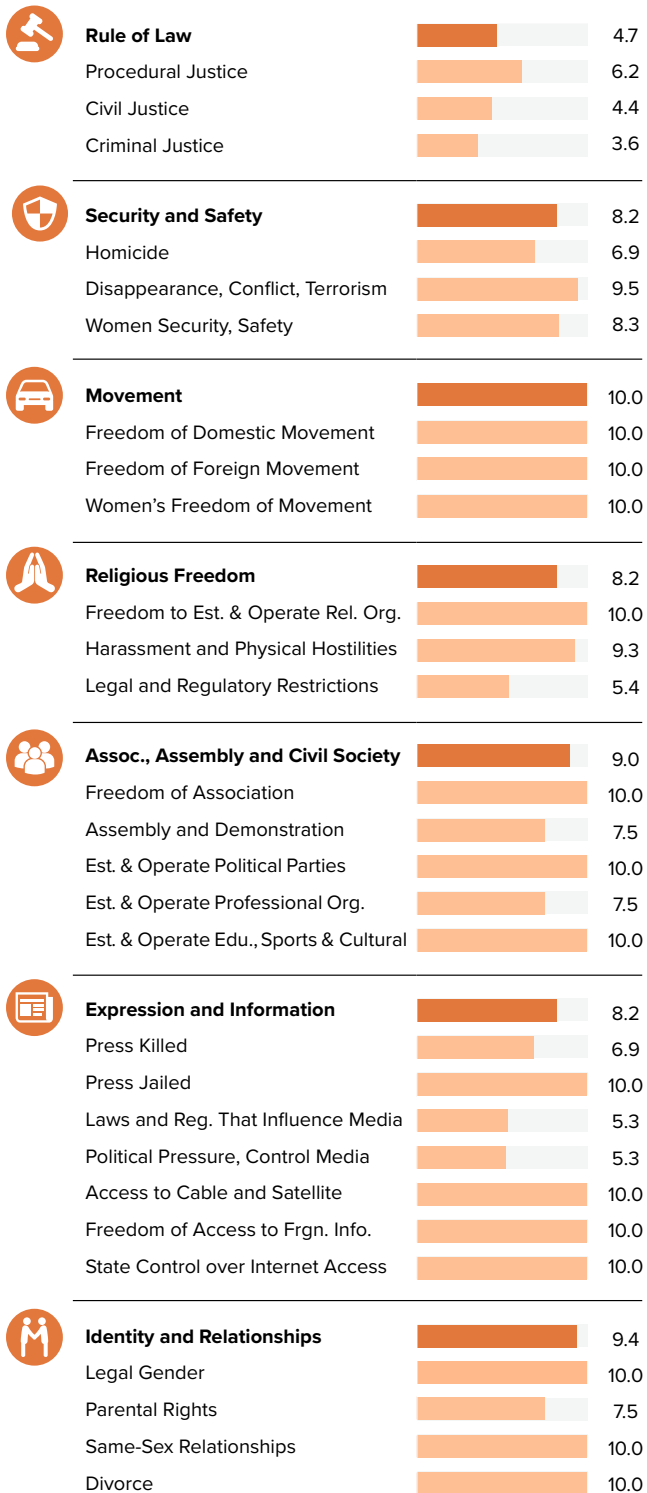
Score 0–10

PERSONAL FREEDOM 7.72

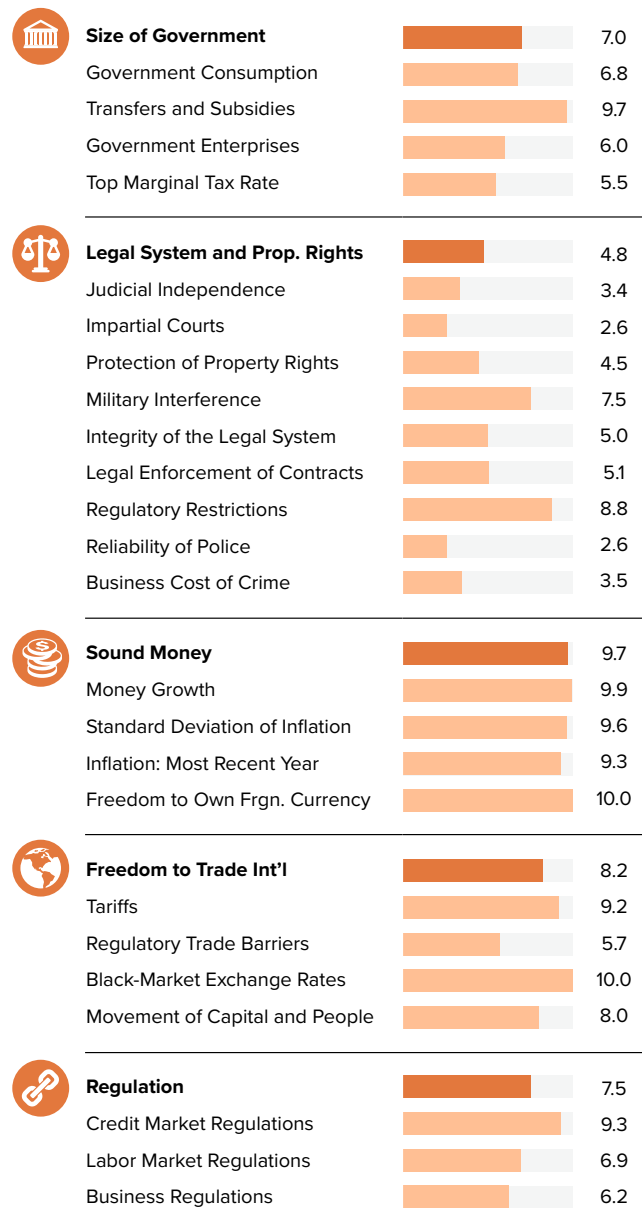
ECONOMIC FREEDOM 7.43

HUMAN FREEDOM 7.58

PERSONAL FREEDOM

Ranking
51/162

ECONOMIC FREEDOM

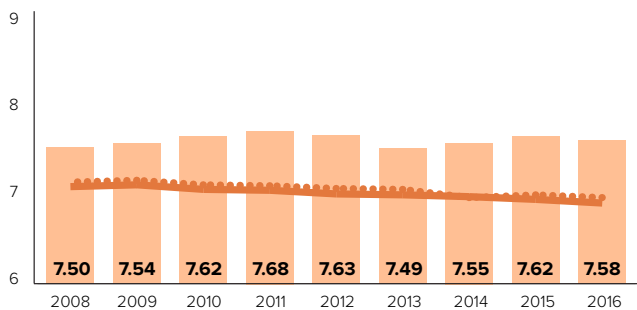
Ranking
44/162

PERU | LATIN AMERICA & THE CARIBBEAN

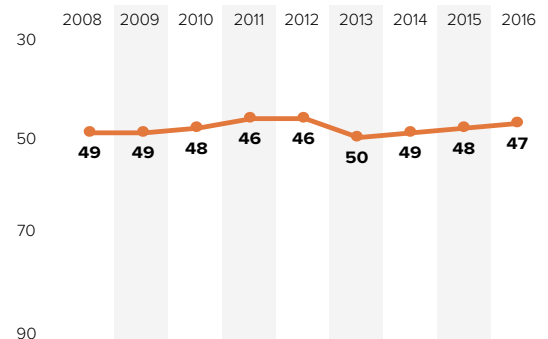
	2008	2009	2010	2011	2012	2013	2014	2015	2016
HUMAN FREEDOM	7.50	7.54	7.62	7.68	7.63	7.49	7.55	7.62	7.58
ECONOMIC FREEDOM	7.50	7.51	7.64	7.62	7.57	7.52	7.53	7.47	7.43
PERSONAL FREEDOM	7.49	7.57	7.60	7.75	7.69	7.45	7.57	7.76	7.72
Rule of Law	5.4	5.4	5.4	5.4	4.8	4.8	4.3	4.6	4.7
Procedural Justice	7.4	7.4	7.4	7.4	6.7	6.7	5.4	5.9	6.2
Civil Justice	4.3	4.3	4.3	4.3	3.9	3.9	4.3	4.4	4.4
Criminal Justice	4.5	4.5	4.5	4.5	3.7	3.7	3.4	3.4	3.6
Security and Safety	8.7	9.0	9.0	9.1	9.0	8.4	8.4	8.3	8.2
Homicide	7.8	7.8	7.8	7.8	7.4	7.4	7.3	7.1	6.9
Disappearance, Conflict, Terrorism	8.4	9.3	9.4	9.5	9.5	9.5	9.5	9.5	9.5
Women Security, Safety	9.8	9.8	9.8	10.0	10.0	8.3	8.3	8.3	8.3
Movement	10.0	10.0	10.0	10.0	10.0	10.0	10.0	10.0	10.0
Freedom of Domestic Movement	10.0	10.0	10.0	10.0	10.0	10.0	10.0	10.0	10.0
Freedom of Foreign Movement	10.0	10.0	10.0	10.0	10.0	10.0	10.0	10.0	10.0
Women's Freedom of Movement	10.0	10.0	10.0	10.0	10.0	10.0	10.0	10.0	10.0
Religious Freedom	6.2	6.2	6.2	6.7	6.6	6.7	7.6	8.4	8.2
Freedom to Establish Religious Org.	5.4	5.4	5.4	7.5	7.5	7.5	10.0	10.0	10.0
Harassment and Physical Hostilities	7.9	7.7	7.3	7.1	6.8	7.1	7.2	9.1	9.3
Legal and Regulatory Restrictions	5.2	5.5	5.9	5.5	5.5	5.3	5.6	6.1	5.4
Assoc., Assembly and Civil Society	7.5	7.5	7.5	7.3	7.3	7.5	9.0	9.0	9.0
Freedom of Association	7.5	7.5	7.5	7.5	7.5	7.5	10.0	10.0	10.0
Assembly and Demonstration	7.5	7.5	7.5	7.5	7.5	7.5	7.5	7.5	7.5
Est. & Operate Political Parties	7.1	7.1	7.1	7.5	7.5	7.5	10.0	10.0	10.0
Est. & Operate Professional Organizations	8.3	8.3	8.3	6.3	6.3	6.3	7.5	7.5	7.5
Est. & Operate Edu., Sporting and Cultural	7.1	7.1	7.1	7.5	7.5	7.5	10.0	10.0	10.0
Expression and Information	8.6	8.5	8.7	7.2	8.7	8.2	8.1	8.6	8.2
Press Killed	10.0	10.0	10.0	0.0	10.0	6.7	6.8	10.0	6.9
Press Jailed	9.3	10.0	10.0	10.0	10.0	10.0	10.0	10.0	10.0
Laws and Reg. That Influence Media	5.3	5.7	5.3	5.3	5.3	5.3	5.0	5.0	5.3
Political Pressure, Control Media	5.3	4.0	5.5	5.3	5.5	5.5	5.0	5.3	5.3
Access to Cable and Satellite	10.0	10.0	10.0	10.0	10.0	10.0	10.0	10.0	10.0
Freedom of Access to Frgn. Info.	10.0	10.0	10.0	10.0	10.0	10.0	10.0	10.0	10.0
State Control over Internet Access	10.0	10.0	10.0	10.0	10.0	10.0	10.0	10.0	10.0
Identity and Relationships	7.5	7.5	7.5	10.0	10.0	9.2	9.2	9.4	9.4
Legal Gender	-	-	-	-	-	-	-	10.0	10.0
Parental Rights	10.0	10.0	10.0	10.0	10.0	7.5	7.5	7.5	7.5
Same-Sex Relationships	5.0	5.0	5.0	10.0	10.0	10.0	10.0	10.0	10.0
Divorce	-	-	-	-	-	10.0	10.0	10.0	10.0

Human Freedom Score over Time

— World Avg. ●●● Regional Avg.



Human Freedom Ranking over Time



PHILIPPINES

SOUTH ASIA

RANKING 73/162



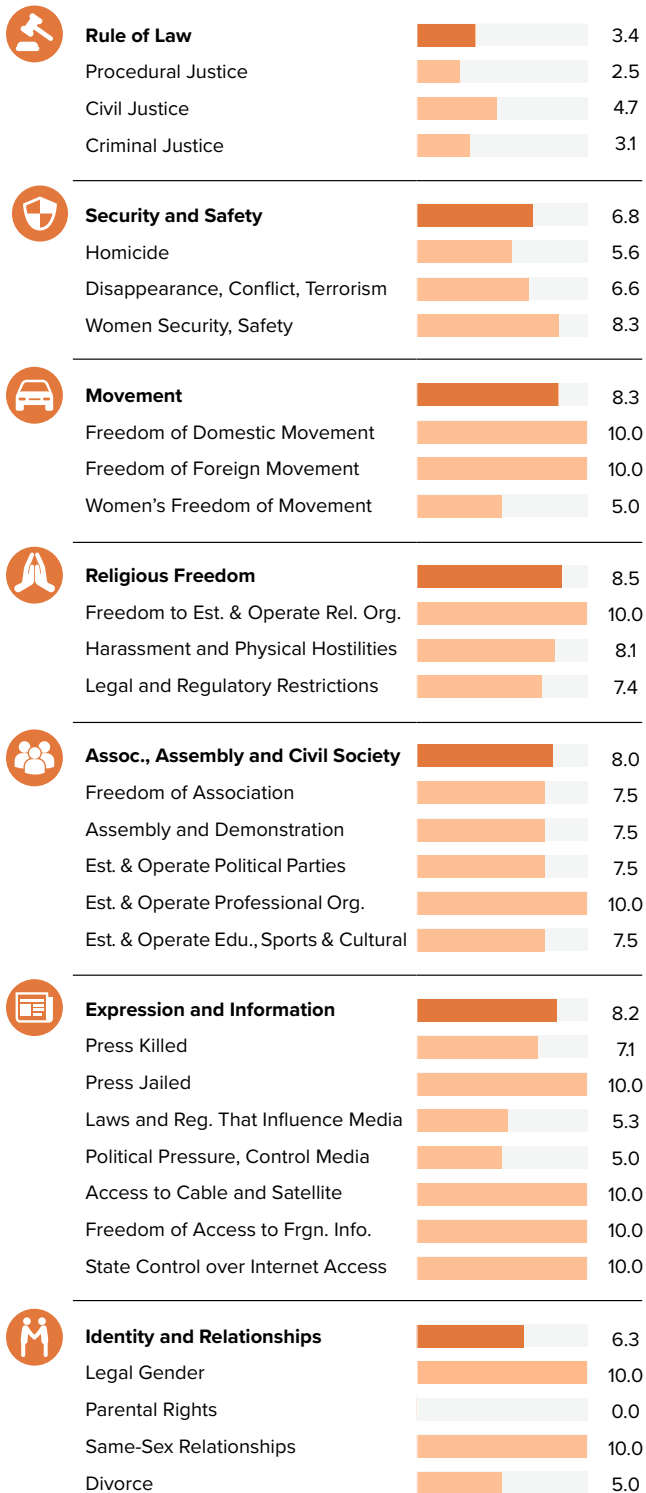
Score 0–10

PERSONAL FREEDOM 6.50

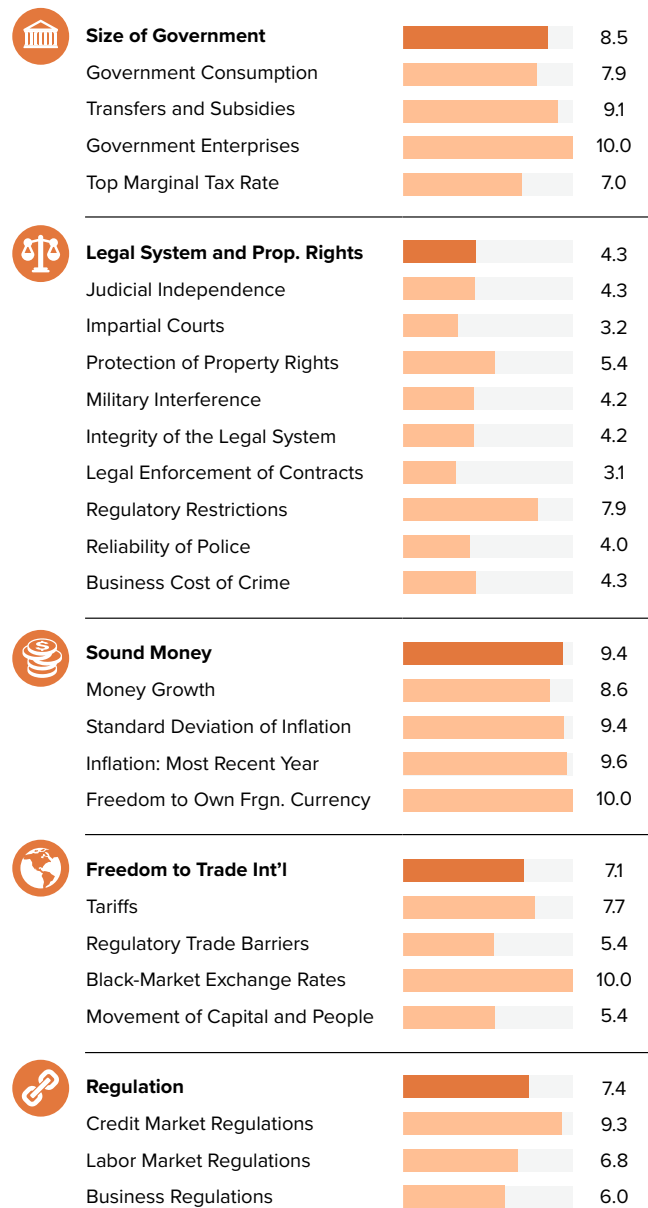
ECONOMIC FREEDOM 7.34

HUMAN FREEDOM 6.92

PERSONAL FREEDOM

 Ranking
100/162


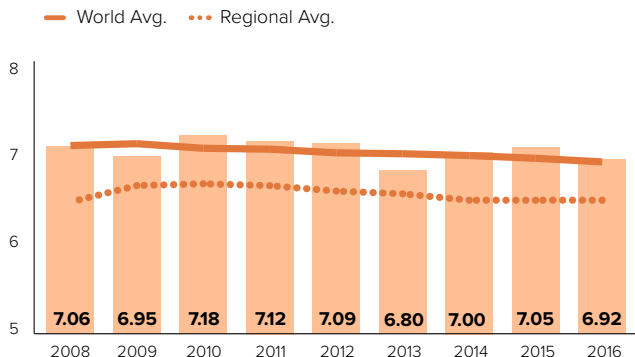
ECONOMIC FREEDOM

 Ranking
49/162


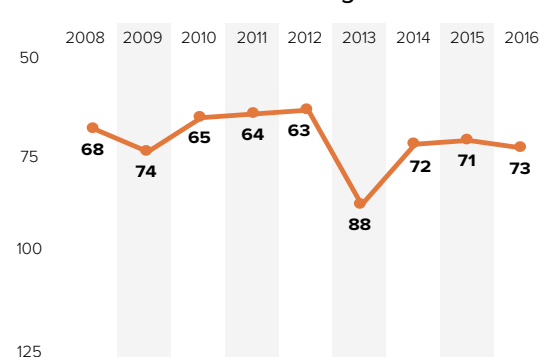
PHILIPPINES | SOUTH ASIA

	2008	2009	2010	2011	2012	2013	2014	2015	2016
HUMAN FREEDOM	7.06	6.95	7.18	7.12	7.09	6.80	7.00	7.05	6.92
ECONOMIC FREEDOM	6.72	6.66	7.05	7.22	7.27	7.54	7.40	7.43	7.34
PERSONAL FREEDOM	7.39	7.24	7.32	7.03	6.90	6.07	6.61	6.68	6.50
Rule of Law	4.2	4.2	4.2	4.2	3.7	3.7	4.1	3.9	3.4
Procedural Justice	4.1	4.1	4.1	4.1	3.6	3.6	3.8	3.6	2.5
Civil Justice	4.3	4.3	4.3	4.3	3.9	3.9	4.6	4.5	4.7
Criminal Justice	4.2	4.2	4.2	4.2	3.6	3.6	3.8	3.6	3.1
Security and Safety	8.1	7.5	7.8	7.8	7.8	7.1	7.0	7.0	6.8
Homicide	7.4	6.1	6.2	6.4	6.5	6.3	6.1	6.2	5.6
Disappearance, Conflict, Terrorism	7.0	6.6	7.1	7.1	7.0	6.6	6.6	6.5	6.6
Women Security, Safety	10.0	10.0	10.0	10.0	10.0	8.3	8.3	8.3	8.3
Movement	8.3	8.3	8.3	8.3	8.3	6.7	8.3	8.3	8.3
Freedom of Domestic Movement	10.0	5.0	10.0	5.0	5.0	5.0	10.0	10.0	10.0
Freedom of Foreign Movement	5.0	10.0	5.0	10.0	10.0	10.0	10.0	10.0	10.0
Women's Freedom of Movement	10.0	10.0	10.0	10.0	10.0	5.0	5.0	5.0	5.0
Religious Freedom	9.3	9.2	9.3	8.4	8.3	8.3	9.1	9.2	8.5
Freedom to Establish Religious Org.	10.0	10.0	10.0	7.5	7.5	7.5	10.0	10.0	10.0
Harassment and Physical Hostilities	9.9	10.0	9.8	9.9	9.9	9.9	9.9	8.9	8.1
Legal and Regulatory Restrictions	8.0	7.7	8.0	7.8	7.5	7.5	7.3	8.6	7.4
Assoc., Assembly and Civil Society	7.6	7.6	7.6	6.3	6.3	7.1	8.0	8.0	8.0
Freedom of Association	7.5	7.5	7.5	7.5	7.5	7.5	7.5	7.5	7.5
Assembly and Demonstration	10.0	10.0	10.0	7.5	7.5	7.5	7.5	7.5	7.5
Est. & Operate Political Parties	2.9	2.9	2.9	5.0	5.0	5.0	7.5	7.5	7.5
Est. & Operate Professional Organizations	8.8	8.8	8.8	5.0	5.0	5.0	10.0	10.0	10.0
Est. & Operate Edu., Sporting and Cultural	8.8	8.8	8.8	6.3	6.3	6.3	7.5	7.5	7.5
Expression and Information	7.9	7.9	8.1	7.3	7.2	6.6	8.0	7.6	8.2
Press Killed	4.5	0.0	6.8	4.8	4.8	0.9	6.0	3.1	7.1
Press Jailed	9.9	10.0	10.0	10.0	10.0	10.0	10.0	10.0	10.0
Laws and Reg. That Influence Media	6.3	7.3	5.7	6.0	5.7	5.7	5.3	5.3	5.3
Political Pressure, Control Media	4.3	7.8	4.5	5.0	5.0	4.8	5.0	5.0	5.0
Access to Cable and Satellite	10.0	10.0	10.0	7.5	7.5	7.5	10.0	10.0	10.0
Freedom of Access to Frgn. Info.	10.0	10.0	10.0	10.0	10.0	10.0	10.0	10.0	10.0
State Control over Internet Access	10.0	10.0	10.0	7.5	7.5	7.5	10.0	10.0	10.0
Identity and Relationships	10.0	10.0	10.0	10.0	10.0	5.0	5.0	6.3	6.3
Legal Gender	-	-	-	-	-	-	-	10.0	10.0
Parental Rights	10.0	10.0	10.0	10.0	10.0	0.0	0.0	0.0	0.0
Same-Sex Relationships	10.0	10.0	10.0	10.0	10.0	10.0	10.0	10.0	10.0
Divorce	-	-	-	-	-	5.0	5.0	5.0	5.0

Human Freedom Score over Time



Human Freedom Ranking over Time



POLAND

EASTERN EUROPE

RANKING 39/162



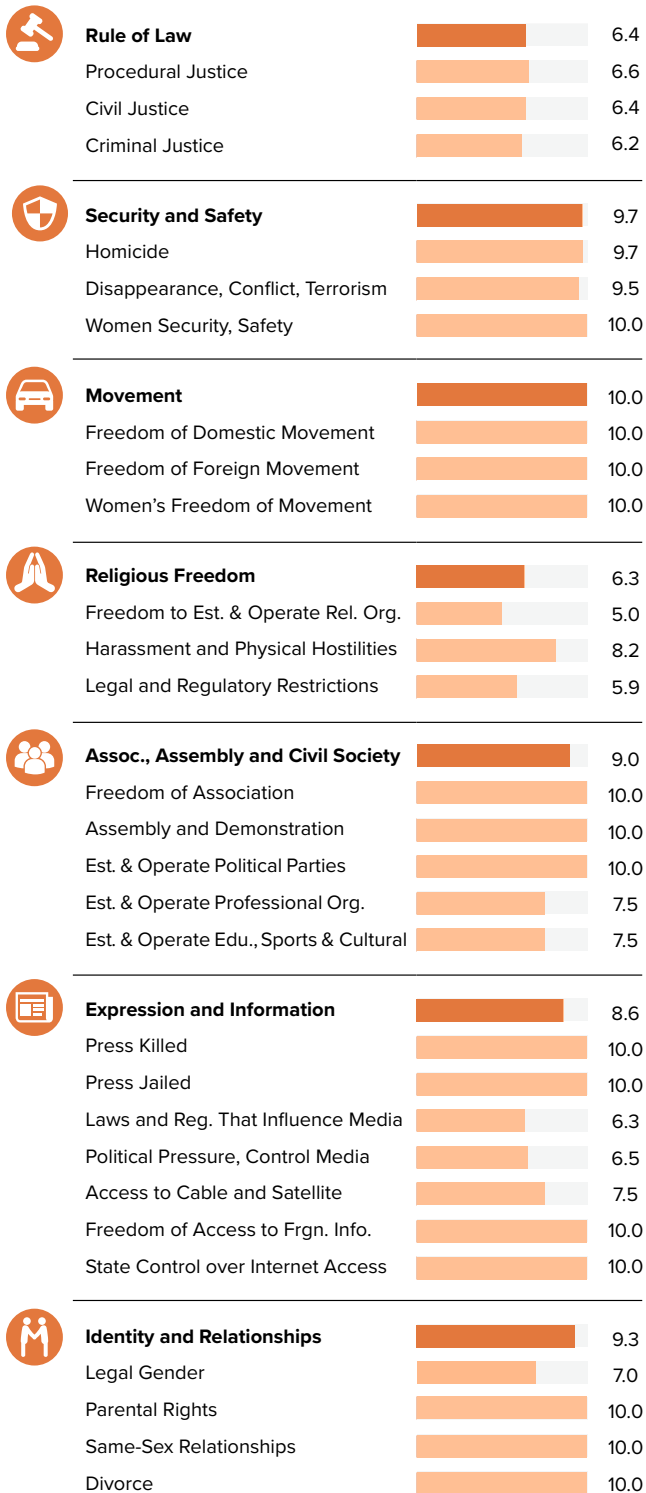
Score 0–10

PERSONAL FREEDOM 8.35
ECONOMIC FREEDOM 7.27

HUMAN FREEDOM 7.81

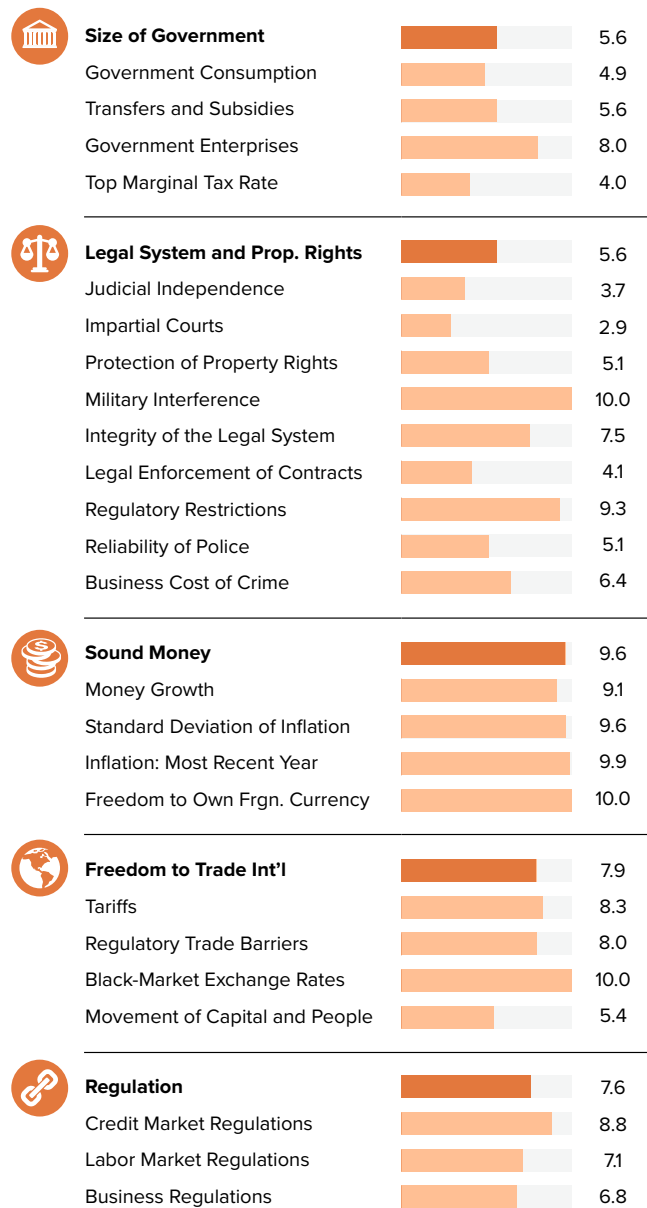
PERSONAL FREEDOM

Ranking
36/162



ECONOMIC FREEDOM

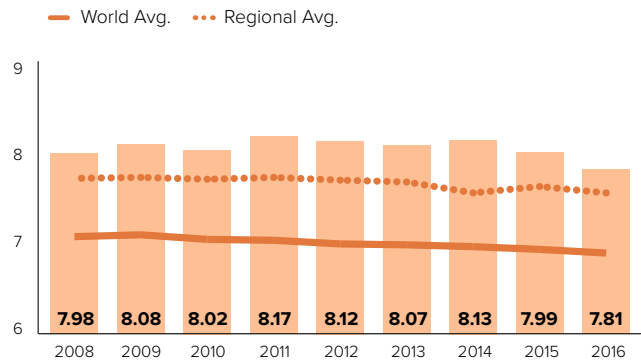
Ranking
54/162



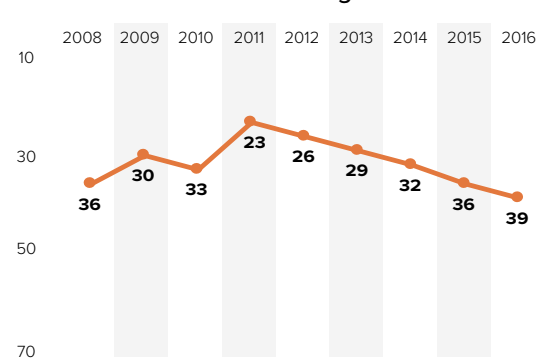
POLAND | EASTERN EUROPE

	2008	2009	2010	2011	2012	2013	2014	2015	2016
HUMAN FREEDOM	7.98	8.08	8.02	8.17	8.12	8.07	8.13	7.99	7.81
ECONOMIC FREEDOM	7.00	7.16	7.12	7.24	7.32	7.25	7.43	7.36	7.27
PERSONAL FREEDOM	8.95	8.99	8.93	9.10	8.91	8.89	8.83	8.62	8.35
Rule of Law	7.5	7.5	7.5	7.5	6.9	6.9	7.4	7.1	6.4
Procedural Justice	9.0	9.0	9.0	9.0	7.4	7.4	8.4	7.7	6.6
Civil Justice	6.3	6.3	6.3	6.3	6.2	6.2	6.5	6.6	6.4
Criminal Justice	7.3	7.3	7.3	7.3	6.9	6.9	7.4	6.9	6.2
Security and Safety	9.8	9.8	9.8	9.8	9.9	9.9	9.9	9.9	9.7
Homicide	9.5	9.5	9.5	9.5	9.6	9.7	9.7	9.7	9.7
Disappearance, Conflict, Terrorism	10.0	10.0	10.0	10.0	10.0	10.0	10.0	10.0	9.5
Women Security, Safety	10.0	10.0	10.0	10.0	10.0	10.0	10.0	10.0	10.0
Movement	10.0	10.0	10.0	10.0	10.0	10.0	10.0	10.0	10.0
Freedom of Domestic Movement	10.0	10.0	10.0	10.0	10.0	10.0	10.0	10.0	10.0
Freedom of Foreign Movement	10.0	10.0	10.0	10.0	10.0	10.0	10.0	10.0	10.0
Women's Freedom of Movement	10.0	10.0	10.0	10.0	10.0	10.0	10.0	10.0	10.0
Religious Freedom	8.6	8.7	8.3	8.9	8.6	8.7	7.1	7.0	6.3
Freedom to Establish Religious Org.	8.8	8.8	8.8	10.0	10.0	10.0	5.0	5.0	5.0
Harassment and Physical Hostilities	8.7	9.0	8.5	8.4	8.3	8.5	8.9	8.7	8.2
Legal and Regulatory Restrictions	8.2	8.2	7.8	8.2	7.4	7.5	7.5	7.4	5.9
Assoc., Assembly and Civil Society	8.3	8.3	8.3	9.5	9.5	9.2	9.0	9.0	9.0
Freedom of Association	10.0	10.0	10.0	10.0	10.0	10.0	10.0	10.0	10.0
Assembly and Demonstration	10.0	10.0	10.0	10.0	10.0	10.0	10.0	10.0	10.0
Est. & Operate Political Parties	7.1	7.1	7.1	10.0	10.0	10.0	10.0	10.0	10.0
Est. & Operate Professional Organizations	6.3	6.3	6.3	10.0	10.0	10.0	7.5	7.5	7.5
Est. & Operate Edu., Sporting and Cultural	8.3	8.3	8.3	7.5	7.5	7.5	7.5	7.5	7.5
Expression and Information	9.3	9.6	9.3	9.3	9.2	9.2	8.9	8.4	8.6
Press Killed	10.0	10.0	10.0	10.0	10.0	10.0	10.0	7.4	10.0
Press Jailed	10.0	10.0	10.0	10.0	10.0	10.0	10.0	10.0	10.0
Laws and Reg. That Influence Media	7.3	8.7	7.3	7.3	7.0	7.0	7.0	7.0	6.3
Political Pressure, Control Media	7.8	8.5	7.5	7.5	7.5	7.3	7.5	7.3	6.5
Access to Cable and Satellite	10.0	10.0	10.0	10.0	10.0	10.0	7.5	7.5	7.5
Freedom of Access to Frgn. Info.	10.0	10.0	10.0	10.0	10.0	10.0	10.0	10.0	10.0
State Control over Internet Access	10.0	10.0	10.0	10.0	10.0	10.0	10.0	10.0	10.0
Identity and Relationships	10.0	10.0	10.0	10.0	10.0	10.0	10.0	9.3	9.3
Legal Gender	-	-	-	-	-	-	-	7.0	7.0
Parental Rights	10.0	10.0	10.0	10.0	10.0	10.0	10.0	10.0	10.0
Same-Sex Relationships	10.0	10.0	10.0	10.0	10.0	10.0	10.0	10.0	10.0
Divorce	-	-	-	-	-	10.0	10.0	10.0	10.0

Human Freedom Score over Time



Human Freedom Ranking over Time



PORTUGAL

WESTERN EUROPE

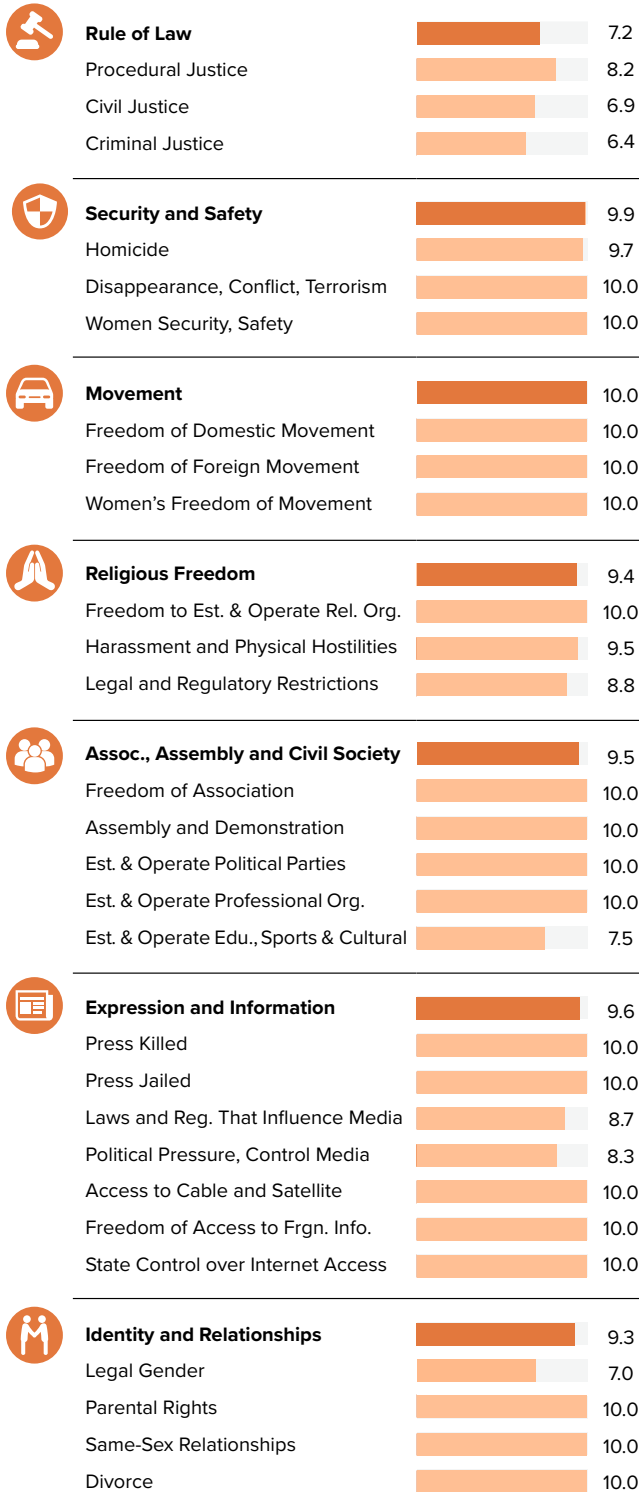
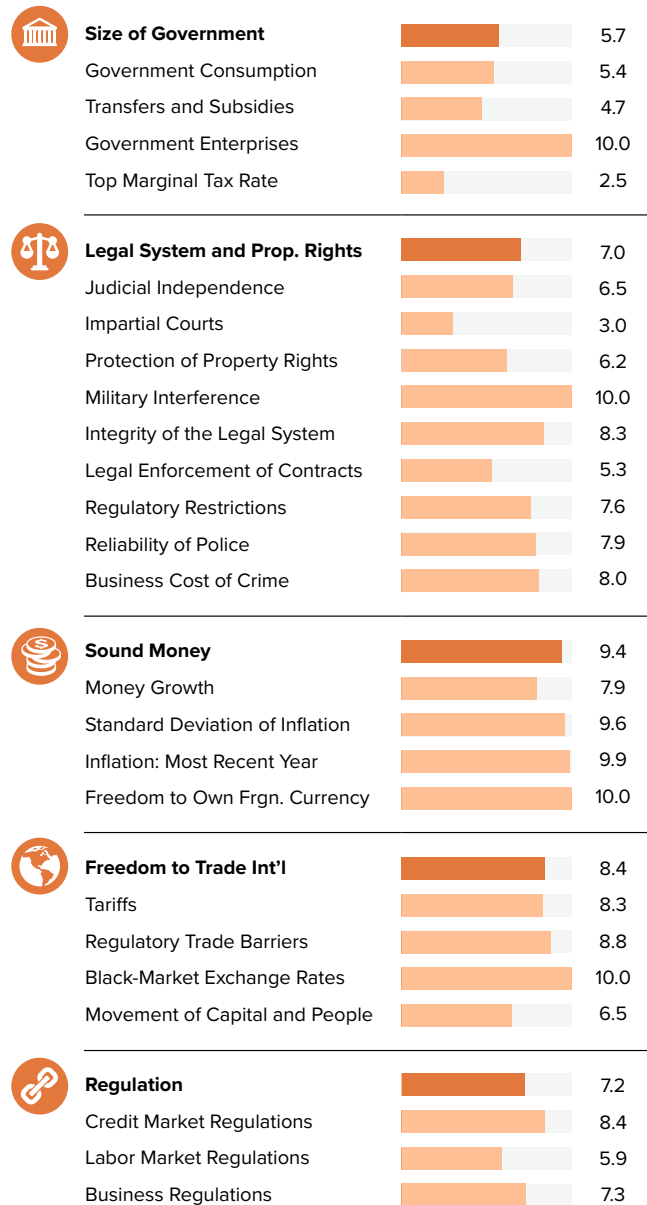
RANKING 22/162










Score 0–10

PERSONAL FREEDOM 9.04

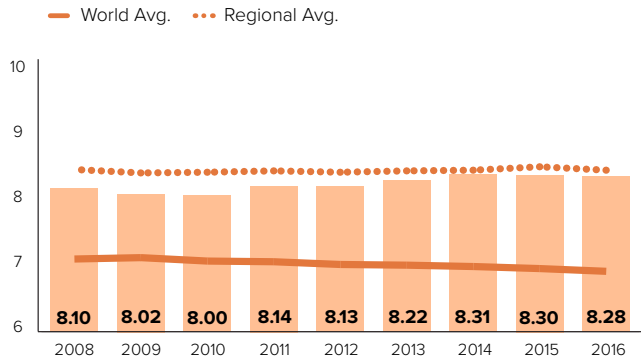
ECONOMIC FREEDOM 7.51

HUMAN FREEDOM 8.28**PERSONAL FREEDOM**Ranking
14/162**ECONOMIC FREEDOM**Ranking
36/162

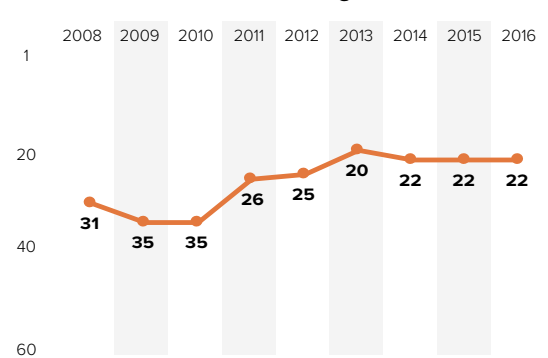
PORTUGAL | WESTERN EUROPE

	2008	2009	2010	2011	2012	2013	2014	2015	2016
HUMAN FREEDOM	8.10	8.02	8.00	8.14	8.13	8.22	8.31	8.30	8.28
ECONOMIC FREEDOM	7.21	7.17	7.00	7.27	7.31	7.52	7.60	7.55	7.51
PERSONAL FREEDOM	8.99	8.86	9.00	9.00	8.95	8.93	9.03	9.04	9.04
 Rule of Law	6.6	6.6	6.6	6.6	6.5	6.5	7.0	7.2	7.2
Procedural Justice	7.4	7.4	7.4	7.4	7.3	7.3	7.9	8.1	8.2
Civil Justice	6.2	6.2	6.2	6.2	6.2	6.2	6.5	6.6	6.9
Criminal Justice	6.2	6.2	6.2	6.2	5.9	5.9	6.7	6.7	6.4
 Security and Safety	9.8	9.8	9.8	9.9	9.8	9.8	9.9	9.9	9.9
Homicide	9.5	9.5	9.5	9.6	9.5	9.5	9.6	9.6	9.7
Disappearance, Conflict, Terrorism	10.0	10.0	10.0	10.0	10.0	10.0	10.0	10.0	10.0
Women Security, Safety	10.0	10.0	10.0	10.0	10.0	10.0	10.0	10.0	10.0
 Movement	10.0	10.0	10.0	10.0	10.0	10.0	10.0	10.0	10.0
Freedom of Domestic Movement	10.0	10.0	10.0	10.0	10.0	10.0	10.0	10.0	10.0
Freedom of Foreign Movement	10.0	10.0	10.0	10.0	10.0	10.0	10.0	10.0	10.0
Women's Freedom of Movement	10.0	10.0	10.0	10.0	10.0	10.0	10.0	10.0	10.0
 Religious Freedom	9.2	9.3	9.3	9.3	9.2	9.1	9.0	9.6	9.4
Freedom to Establish Religious Org.	10.0	10.0	10.0	10.0	10.0	10.0	10.0	10.0	10.0
Harassment and Physical Hostilities	9.5	9.8	9.6	9.6	9.3	9.3	9.3	9.9	9.5
Legal and Regulatory Restrictions	8.0	8.2	8.4	8.3	8.2	7.9	7.6	8.8	8.8
 Assoc., Assembly and Civil Society	10.0	10.0	10.0	10.0	10.0	10.0	9.5	9.5	9.5
Freedom of Association	10.0	10.0	10.0	10.0	10.0	10.0	10.0	10.0	10.0
Assembly and Demonstration	10.0	10.0	10.0	10.0	10.0	10.0	10.0	10.0	10.0
Est. & Operate Political Parties	10.0	10.0	10.0	10.0	10.0	10.0	10.0	10.0	10.0
Est. & Operate Professional Organizations	10.0	10.0	10.0	10.0	10.0	10.0	10.0	10.0	10.0
Est. & Operate Edu., Sporting and Cultural	10.0	10.0	10.0	10.0	10.0	10.0	7.5	7.5	7.5
 Expression and Information	9.6	8.2	9.5	9.5	9.5	9.5	9.5	9.5	9.6
Press Killed	10.0	10.0	10.0	10.0	10.0	10.0	10.0	10.0	10.0
Press Jailed	10.0	10.0	10.0	10.0	10.0	10.0	10.0	10.0	10.0
Laws and Reg. That Influence Media	8.7	3.3	8.3	8.3	8.3	8.3	8.3	8.3	8.7
Political Pressure, Control Media	8.5	4.0	8.5	8.5	8.5	8.3	8.3	8.3	8.3
Access to Cable and Satellite	10.0	10.0	10.0	10.0	10.0	10.0	10.0	10.0	10.0
Freedom of Access to Frgn. Info.	10.0	10.0	10.0	10.0	10.0	10.0	10.0	10.0	10.0
State Control over Internet Access	10.0	10.0	10.0	10.0	10.0	10.0	10.0	10.0	10.0
 Identity and Relationships	10.0	10.0	10.0	10.0	10.0	10.0	10.0	9.3	9.3
Legal Gender	-	-	-	-	-	-	-	7.0	7.0
Parental Rights	10.0	10.0	10.0	10.0	10.0	10.0	10.0	10.0	10.0
Same-Sex Relationships	10.0	10.0	10.0	10.0	10.0	10.0	10.0	10.0	10.0
Divorce	-	-	-	-	-	10.0	10.0	10.0	10.0

Human Freedom Score over Time



Human Freedom Ranking over Time



QATAR

MIDDLE EAST & NORTH AFRICA

RANKING 103/162



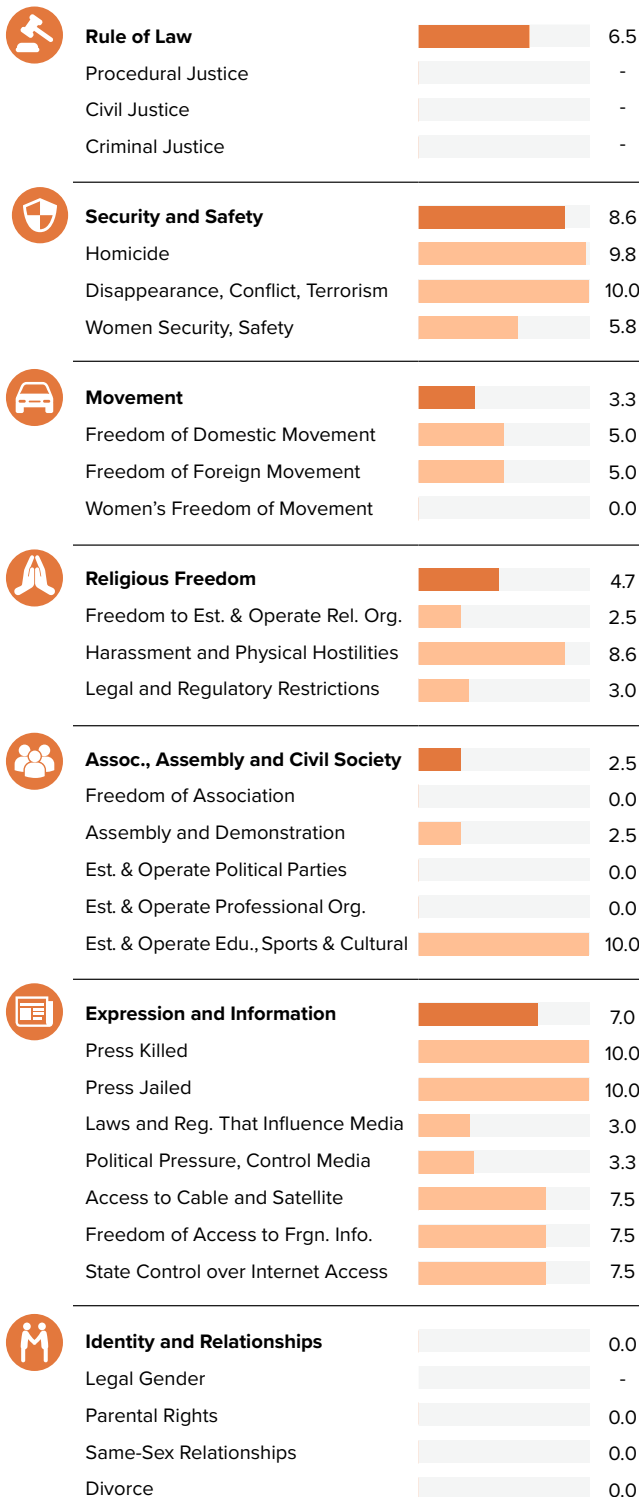
Score 0–10

PERSONAL FREEDOM 5.53

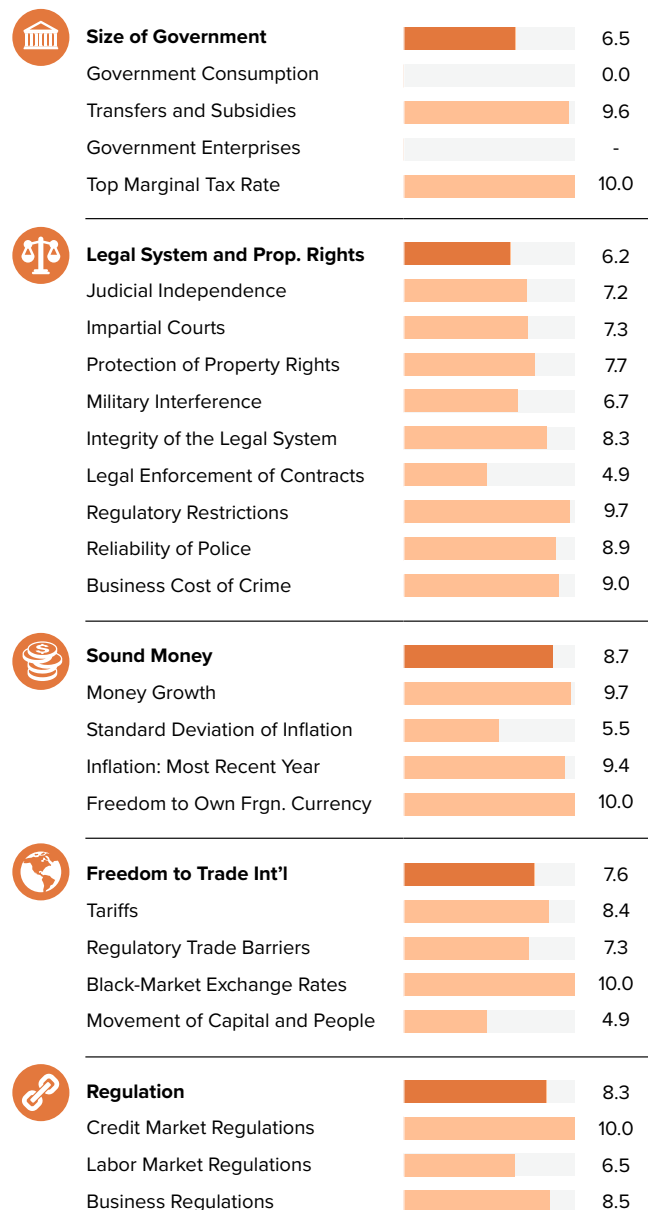
ECONOMIC FREEDOM 7.49

HUMAN FREEDOM 6.51








PERSONAL FREEDOM

Ranking
134/162

ECONOMIC FREEDOM

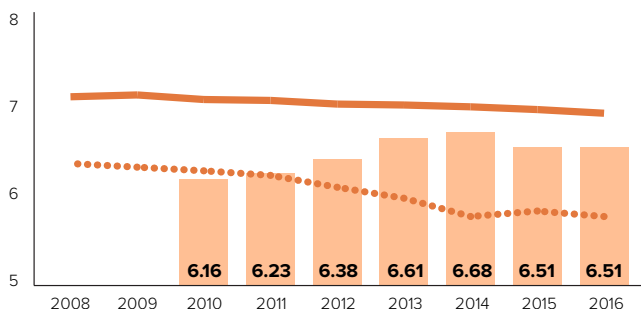
Ranking
38/162

QATAR | MIDDLE EAST & NORTH AFRICA

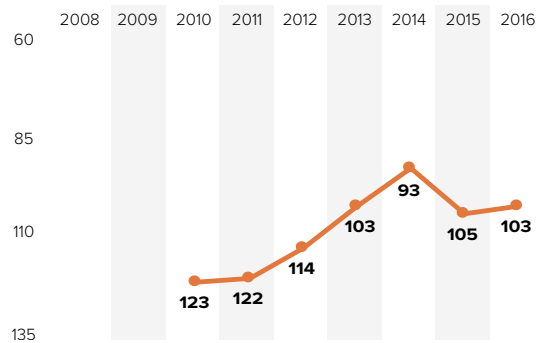
	2008	2009	2010	2011	2012	2013	2014	2015	2016
HUMAN FREEDOM	-	-	6.16	6.23	6.38	6.61	6.68	6.51	6.51
ECONOMIC FREEDOM	-	-	7.35	7.23	7.50	7.54	7.68	7.43	7.49
PERSONAL FREEDOM	-	-	4.96	5.23	5.25	5.69	5.68	5.59	5.53
 Rule of Law	-	-	6.7	6.7	6.8	6.8	6.6	6.7	6.5
Procedural Justice	-	-	0.0	0.0	-	-	-	-	-
Civil Justice	-	-	0.0	0.0	-	-	-	-	-
Criminal Justice	-	-	0.0	0.0	-	-	-	-	-
 Security and Safety	-	-	7.4	7.0	7.1	8.2	8.6	8.6	8.6
Homicide	-	-	9.9	9.9	9.9	9.8	9.8	9.8	9.8
Disappearance, Conflict, Terrorism	-	-	10.0	8.7	9.0	9.0	10.0	10.0	10.0
Women Security, Safety	-	-	2.3	2.3	2.3	5.8	5.8	5.8	5.8
 Movement	-	-	1.7	3.3	3.3	3.3	3.3	3.3	3.3
Freedom of Domestic Movement	-	-	5.0	0.0	0.0	0.0	5.0	5.0	5.0
Freedom of Foreign Movement	-	-	0.0	10.0	10.0	10.0	5.0	5.0	5.0
Women's Freedom of Movement	-	-	0.0	0.0	0.0	0.0	0.0	0.0	0.0
 Religious Freedom	-	-	5.8	6.2	6.0	6.0	5.9	5.1	4.7
Freedom to Establish Religious Org.	-	-	1.3	2.5	2.5	2.5	2.5	2.5	2.5
Harassment and Physical Hostilities	-	-	9.6	9.7	9.4	9.5	9.4	8.7	8.6
Legal and Regulatory Restrictions	-	-	6.7	6.5	6.3	6.0	6.0	4.1	3.0
 Assoc., Assembly and Civil Society	-	-	1.1	2.3	2.3	3.8	2.5	2.5	2.5
Freedom of Association	-	-	2.5	2.5	2.5	2.5	0.0	0.0	0.0
Assembly and Demonstration	-	-	0.0	5.0	5.0	5.0	2.5	2.5	2.5
Est. & Operate Political Parties	-	-	0.0	0.0	0.0	0.0	0.0	0.0	0.0
Est. & Operate Professional Organizations	-	-	0.0	0.0	0.0	0.0	0.0	0.0	0.0
Est. & Operate Edu., Sporting and Cultural	-	-	2.9	3.8	3.8	3.8	10.0	10.0	10.0
 Expression and Information	-	-	5.8	6.4	6.4	6.4	7.1	7.0	7.0
Press Killed	-	-	10.0	10.0	10.0	10.0	10.0	10.0	10.0
Press Jailed	-	-	10.0	10.0	10.0	10.0	10.0	10.0	10.0
Laws and Reg. That Influence Media	-	-	3.3	3.3	3.3	3.3	3.0	3.0	3.0
Political Pressure, Control Media	-	-	4.0	3.8	3.8	3.8	4.0	3.5	3.3
Access to Cable and Satellite	-	-	6.7	7.5	7.5	7.5	7.5	7.5	7.5
Freedom of Access to Frgn. Info.	-	-	6.7	5.0	5.0	5.0	7.5	7.5	7.5
State Control over Internet Access	-	-	0.0	5.0	5.0	5.0	7.5	7.5	7.5
 Identity and Relationships	-	-	0.0	0.0	0.0	0.0	0.0	0.0	0.0
Legal Gender	-	-	-	-	-	-	-	-	-
Parental Rights	-	-	0.0	0.0	0.0	0.0	0.0	0.0	0.0
Same-Sex Relationships	-	-	0.0	0.0	0.0	0.0	0.0	0.0	0.0
Divorce	-	-	-	-	-	0.0	0.0	0.0	0.0

Human Freedom Score over Time

— World Avg. ●●● Regional Avg.



Human Freedom Ranking over Time



ROMANIA

EASTERN EUROPE

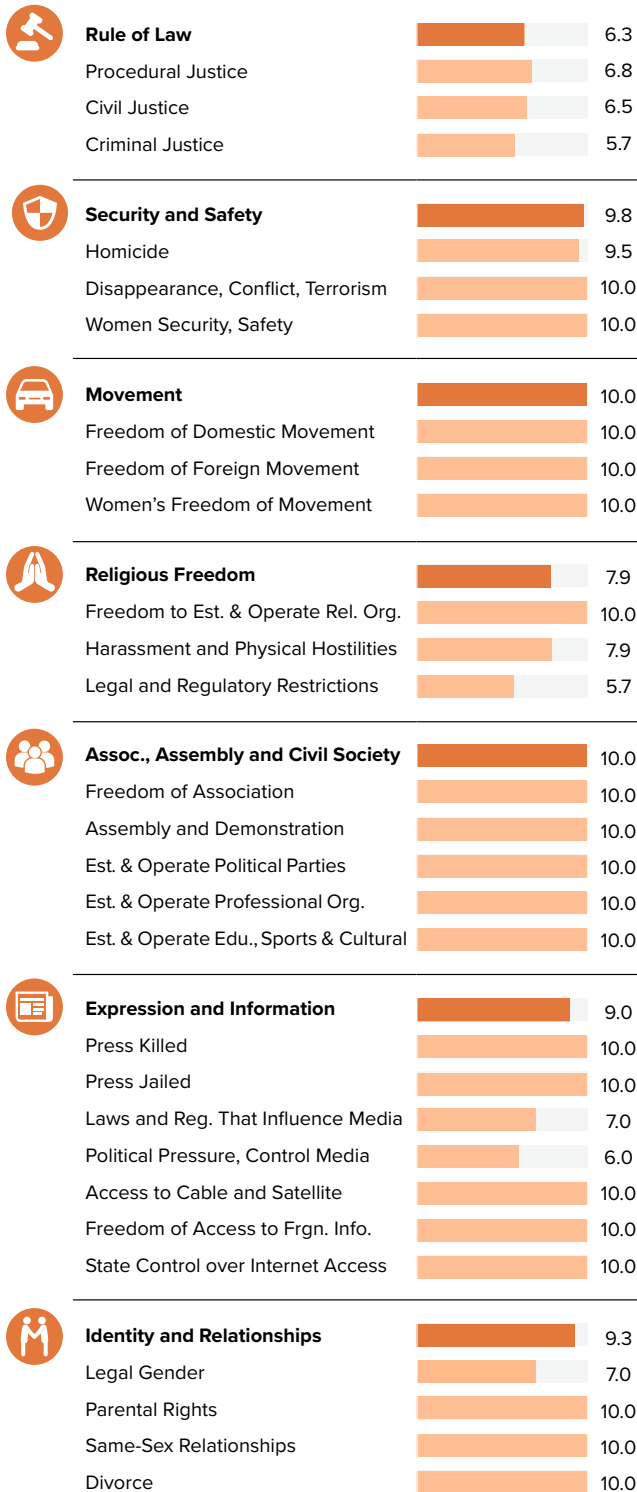
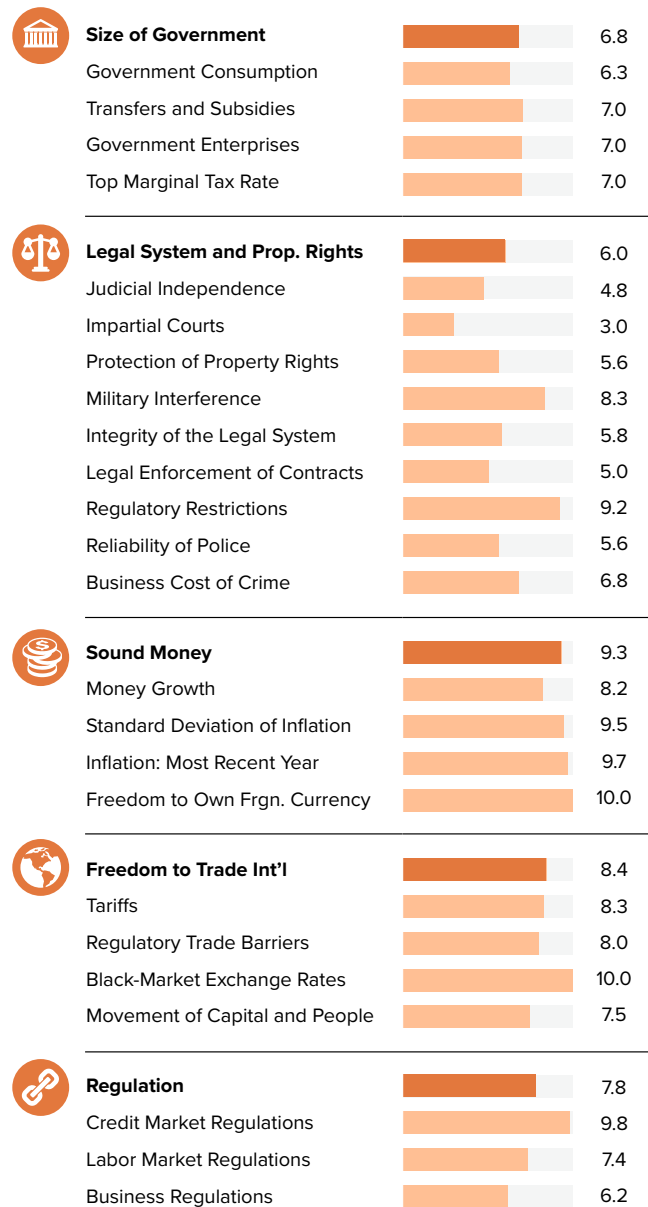
RANKING 24/162



Score 0–10

PERSONAL FREEDOM 8.65

ECONOMIC FREEDOM 7.69

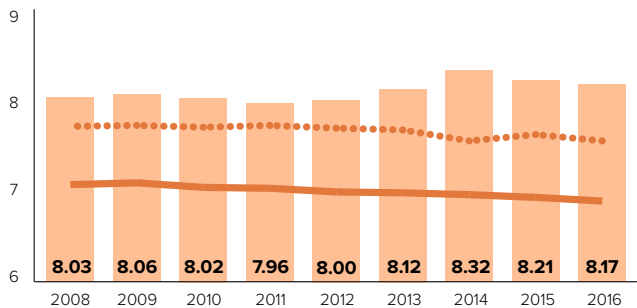
HUMAN FREEDOM 8.17**PERSONAL FREEDOM**Ranking
31/162**ECONOMIC FREEDOM**Ranking
20/162

ROMANIA | EASTERN EUROPE

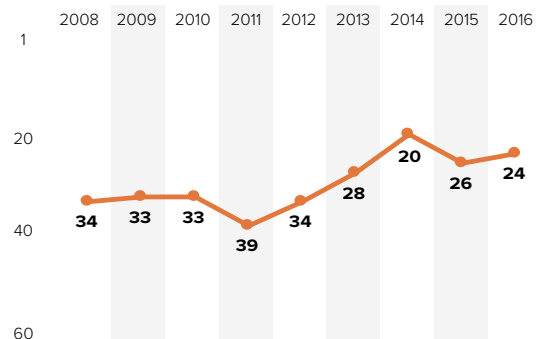
	2008	2009	2010	2011	2012	2013	2014	2015	2016
HUMAN FREEDOM	8.03	8.06	8.02	7.96	8.00	8.12	8.32	8.21	8.17
ECONOMIC FREEDOM	7.32	7.45	7.30	7.34	7.47	7.63	7.74	7.70	7.69
PERSONAL FREEDOM	8.74	8.67	8.75	8.58	8.52	8.62	8.90	8.71	8.65
Rule of Law	6.3	6.3	6.3	6.3	6.2	6.2	6.4	6.3	6.3
Procedural Justice	7.0	7.0	7.0	7.0	7.1	7.1	7.0	6.7	6.8
Civil Justice	5.9	5.9	5.9	5.9	5.9	5.9	6.3	6.5	6.5
Criminal Justice	6.0	6.0	6.0	6.0	5.6	5.6	6.0	5.8	5.7
Security and Safety	9.7	9.7	9.7	9.8	9.8	9.8	9.8	9.8	9.8
Homicide	9.1	9.2	9.2	9.3	9.3	9.3	9.4	9.4	9.5
Disappearance, Conflict, Terrorism	10.0	10.0	10.0	10.0	10.0	10.0	10.0	10.0	10.0
Women Security, Safety	10.0	10.0	10.0	10.0	10.0	10.0	10.0	10.0	10.0
Movement	10.0	10.0	10.0	10.0	10.0	10.0	10.0	10.0	10.0
Freedom of Domestic Movement	10.0	10.0	10.0	10.0	10.0	10.0	10.0	10.0	10.0
Freedom of Foreign Movement	10.0	10.0	10.0	10.0	10.0	10.0	10.0	10.0	10.0
Women's Freedom of Movement	10.0	10.0	10.0	10.0	10.0	10.0	10.0	10.0	10.0
Religious Freedom	9.4	9.7	9.4	8.7	8.5	8.6	9.5	8.6	7.9
Freedom to Establish Religious Org.	10.0	10.0	10.0	7.5	7.5	7.5	10.0	10.0	10.0
Harassment and Physical Hostilities	9.3	9.9	9.7	9.8	9.6	9.8	9.8	8.2	7.9
Legal and Regulatory Restrictions	8.9	9.3	8.5	8.8	8.5	8.5	8.8	7.5	5.7
Assoc., Assembly and Civil Society	9.2	9.2	9.2	8.0	8.0	8.8	10.0	10.0	10.0
Freedom of Association	7.5	7.5	7.5	10.0	10.0	10.0	10.0	10.0	10.0
Assembly and Demonstration	10.0	10.0	10.0	7.5	7.5	7.5	10.0	10.0	10.0
Est. & Operate Political Parties	10.0	10.0	10.0	8.8	8.8	8.8	10.0	10.0	10.0
Est. & Operate Professional Organizations	10.0	10.0	10.0	5.0	5.0	5.0	10.0	10.0	10.0
Est. & Operate Edu., Sporting and Cultural	8.3	8.3	8.3	8.8	8.8	8.8	10.0	10.0	10.0
Expression and Information	8.8	7.7	8.8	8.9	8.9	8.9	8.9	9.0	9.0
Press Killed	10.0	10.0	10.0	10.0	10.0	10.0	10.0	10.0	10.0
Press Jailed	10.0	10.0	10.0	10.0	10.0	10.0	10.0	10.0	10.0
Laws and Reg. That Influence Media	5.7	2.0	5.7	6.0	6.0	6.0	6.0	7.0	7.0
Political Pressure, Control Media	6.0	1.8	6.3	6.3	6.0	6.3	6.3	6.0	6.0
Access to Cable and Satellite	10.0	10.0	10.0	10.0	10.0	10.0	10.0	10.0	10.0
Freedom of Access to Frgn. Info.	10.0	10.0	10.0	10.0	10.0	10.0	10.0	10.0	10.0
State Control over Internet Access	10.0	10.0	10.0	10.0	10.0	10.0	10.0	10.0	10.0
Identity and Relationships	10.0	10.0	10.0	10.0	10.0	10.0	10.0	9.3	9.3
Legal Gender	-	-	-	-	-	-	-	7.0	7.0
Parental Rights	10.0	10.0	10.0	10.0	10.0	10.0	10.0	10.0	10.0
Same-Sex Relationships	10.0	10.0	10.0	10.0	10.0	10.0	10.0	10.0	10.0
Divorce	-	-	-	-	-	10.0	10.0	10.0	10.0

Human Freedom Score over Time

— World Avg. ··· Regional Avg.



Human Freedom Ranking over Time



RUSSIA

EASTERN EUROPE

RANKING 119/162



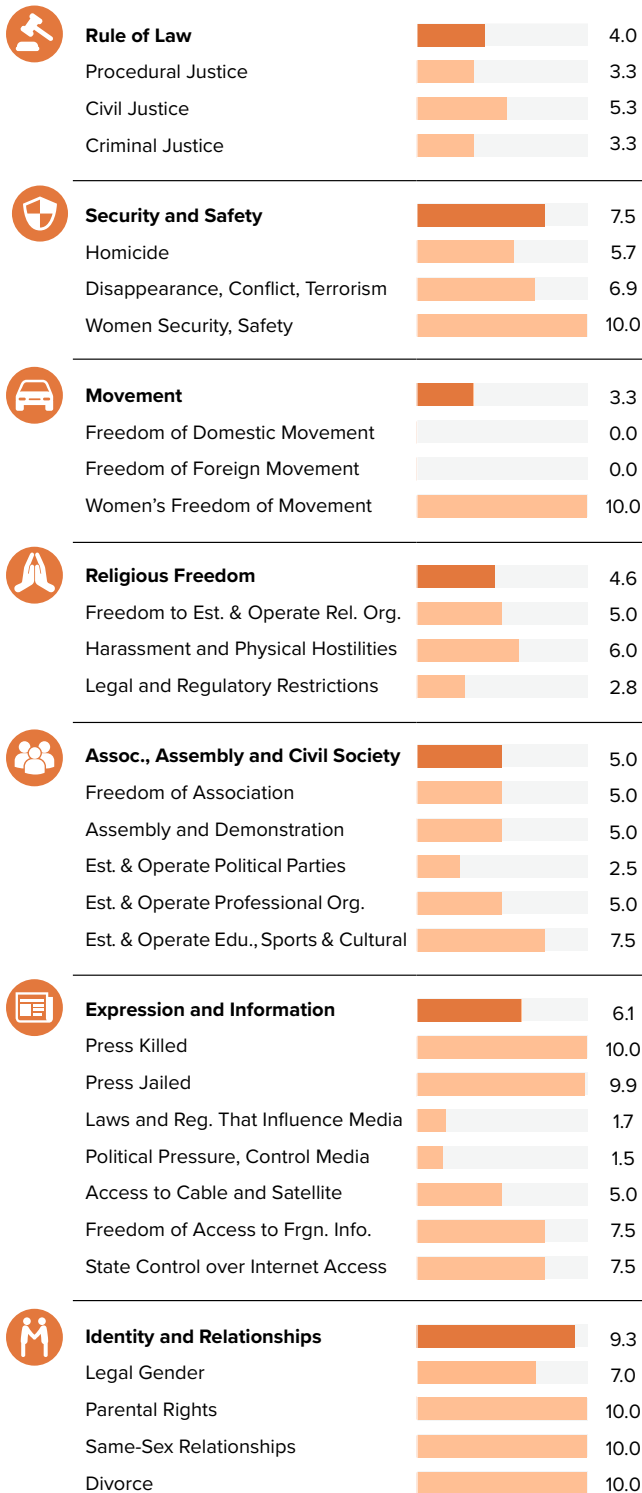
Score 0–10

PERSONAL FREEDOM 5.71
ECONOMIC FREEDOM 6.83

HUMAN FREEDOM 6.27

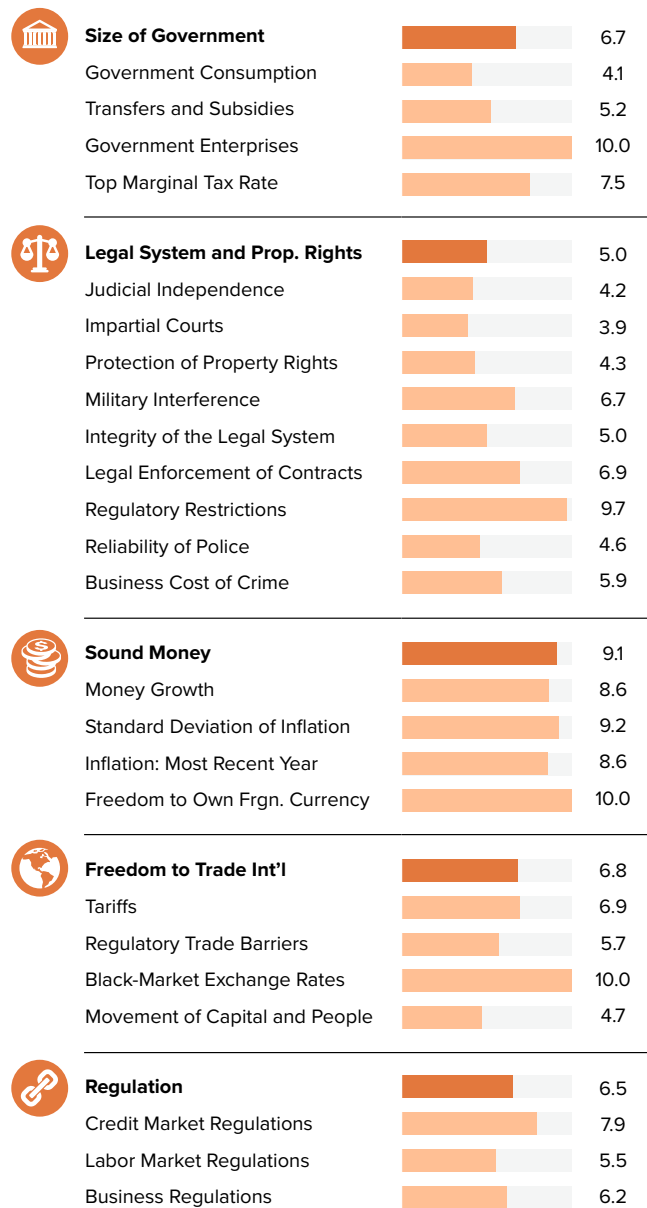
PERSONAL FREEDOM

Ranking
130/162



ECONOMIC FREEDOM

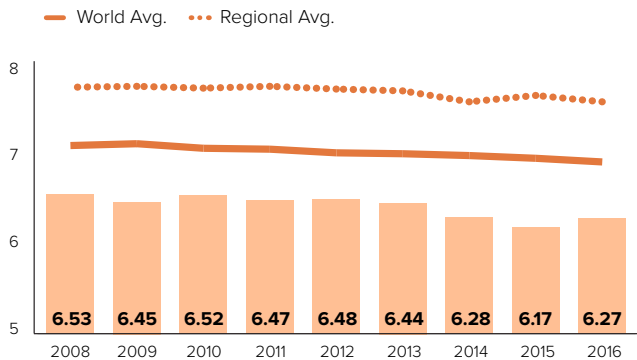
Ranking
87/162



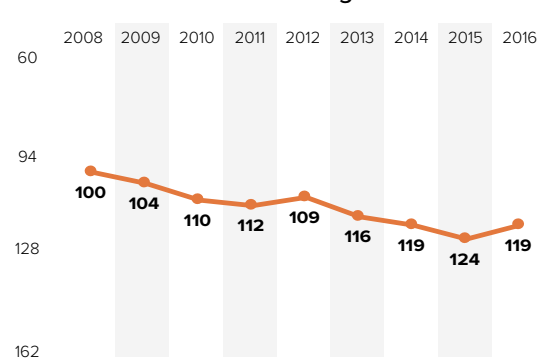
RUSSIA | EASTERN EUROPE

	2008	2009	2010	2011	2012	2013	2014	2015	2016
HUMAN FREEDOM	6.53	6.45	6.52	6.47	6.48	6.44	6.28	6.17	6.27
ECONOMIC FREEDOM	6.52	6.43	6.54	6.56	6.65	6.62	6.59	6.65	6.83
PERSONAL FREEDOM	6.53	6.47	6.49	6.38	6.30	6.27	5.97	5.69	5.71
Rule of Law	4.3	4.3	4.3	4.3	4.0	4.0	4.2	3.9	4.0
Procedural Justice	3.9	3.9	3.9	3.9	4.0	4.0	3.9	3.1	3.3
Civil Justice	5.0	5.0	5.0	5.0	4.6	4.6	5.0	5.2	5.3
Criminal Justice	4.0	4.0	4.0	4.0	3.6	3.6	3.6	3.3	3.3
Security and Safety	7.0	6.9	6.9	7.4	7.4	7.4	7.4	7.5	7.5
Homicide	3.4	4.0	4.0	5.6	5.6	5.6	5.5	5.4	5.7
Disappearance, Conflict, Terrorism	7.7	6.5	6.5	6.6	6.6	6.7	6.9	6.9	6.9
Women Security, Safety	10.0	10.0	10.0	10.0	10.0	10.0	10.0	10.0	10.0
Movement	6.7	6.7	6.7	6.7	6.7	6.7	3.3	3.3	3.3
Freedom of Domestic Movement	0.0	10.0	0.0	10.0	10.0	10.0	0.0	0.0	0.0
Freedom of Foreign Movement	10.0	0.0	10.0	0.0	0.0	0.0	0.0	0.0	0.0
Women's Freedom of Movement	10.0	10.0	10.0	10.0	10.0	10.0	10.0	10.0	10.0
Religious Freedom	7.3	7.3	7.0	5.7	5.7	5.7	6.2	4.9	4.6
Freedom to Establish Religious Org.	7.5	7.5	7.5	3.8	3.8	3.8	5.0	5.0	5.0
Harassment and Physical Hostilities	9.8	9.6	9.2	9.3	9.2	9.0	9.1	6.2	6.0
Legal and Regulatory Restrictions	4.5	4.7	4.3	4.2	4.1	4.4	4.4	3.4	2.8
Assoc., Assembly and Civil Society	5.8	5.8	5.8	4.5	4.5	4.2	5.0	5.0	5.0
Freedom of Association	2.5	2.5	2.5	5.0	5.0	5.0	5.0	5.0	5.0
Assembly and Demonstration	5.0	5.0	5.0	2.5	2.5	2.5	5.0	5.0	5.0
Est. & Operate Political Parties	2.9	2.9	2.9	3.8	3.8	3.8	2.5	2.5	2.5
Est. & Operate Professional Organizations	8.3	8.3	8.3	6.3	6.3	6.3	5.0	5.0	5.0
Est. & Operate Edu., Sporting and Cultural	10.0	10.0	10.0	5.0	5.0	5.0	7.5	7.5	7.5
Expression and Information	7.3	7.1	7.7	7.6	7.6	7.4	6.2	6.2	6.1
Press Killed	7.2	6.5	10.0	9.3	9.3	8.6	10.0	10.0	10.0
Press Jailed	9.9	9.9	9.9	10.0	10.0	9.9	9.9	9.9	9.9
Laws and Reg. That Influence Media	2.3	1.3	2.0	2.0	1.7	1.7	1.7	1.7	1.7
Political Pressure, Control Media	1.8	1.8	1.8	2.0	2.0	2.0	1.5	1.5	1.5
Access to Cable and Satellite	10.0	10.0	10.0	10.0	10.0	10.0	5.0	5.0	5.0
Freedom of Access to Frgn. Info.	10.0	10.0	10.0	10.0	10.0	10.0	7.5	7.5	7.5
State Control over Internet Access	10.0	10.0	10.0	10.0	10.0	10.0	7.5	7.5	7.5
Identity and Relationships	10.0	10.0	10.0	10.0	10.0	10.0	10.0	9.3	9.3
Legal Gender	-	-	-	-	-	-	-	7.0	7.0
Parental Rights	10.0	10.0	10.0	10.0	10.0	10.0	10.0	10.0	10.0
Same-Sex Relationships	10.0	10.0	10.0	10.0	10.0	10.0	10.0	10.0	10.0
Divorce	-	-	-	-	-	10.0	10.0	10.0	10.0

Human Freedom Score over Time



Human Freedom Ranking over Time



RWANDA

SUB-SAHARAN AFRICA

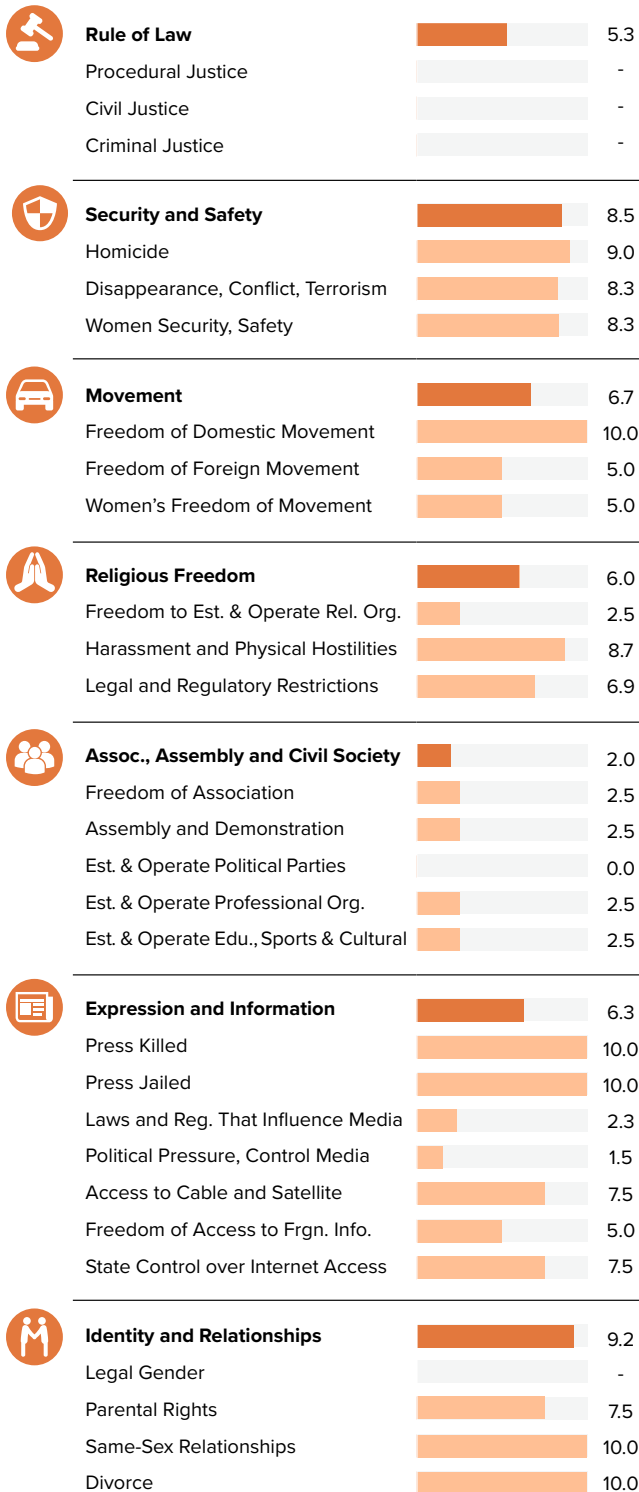
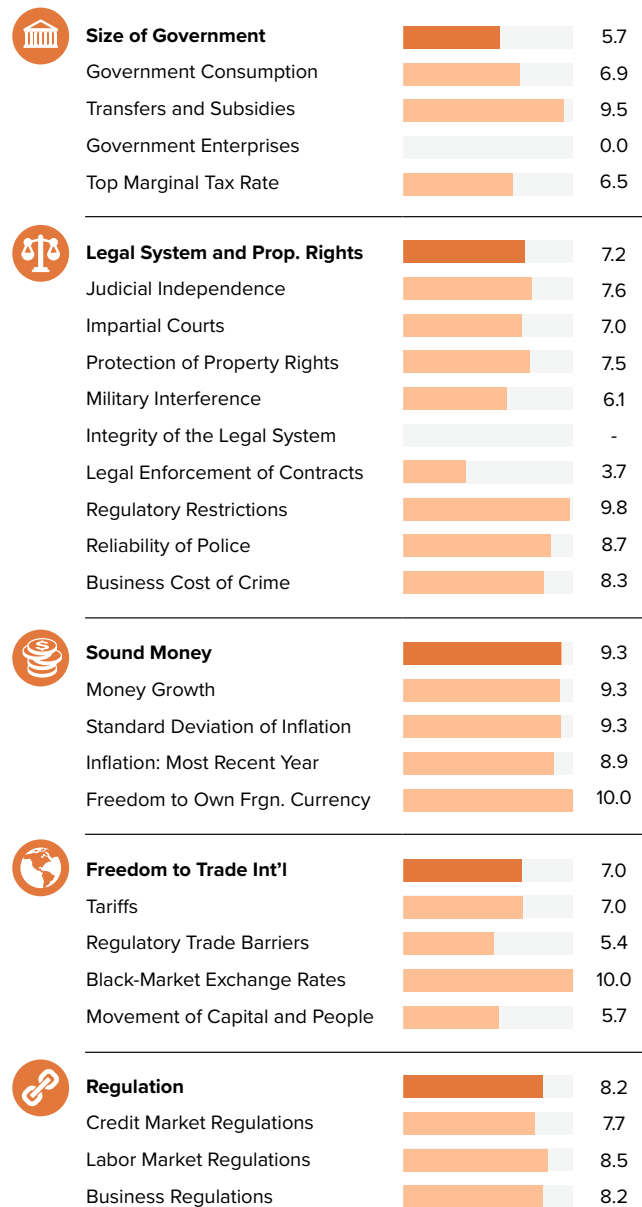
RANKING 71/162



Score 0–10

PERSONAL FREEDOM 6.47

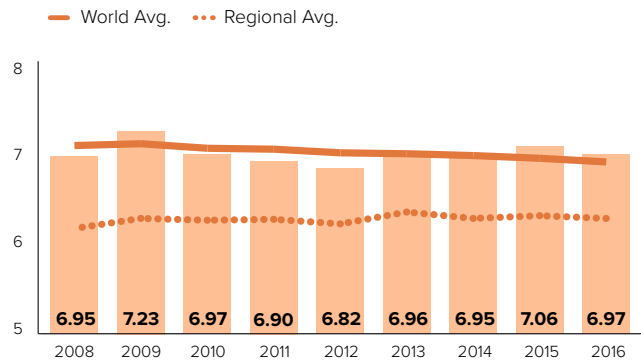
ECONOMIC FREEDOM 7.48

HUMAN FREEDOM 6.97**PERSONAL FREEDOM**Ranking
101/162**ECONOMIC FREEDOM**Ranking
40/162

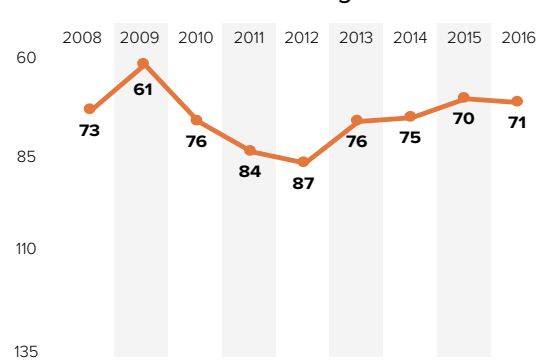
RWANDA | SUB-SAHARAN AFRICA

	2008	2009	2010	2011	2012	2013	2014	2015	2016
HUMAN FREEDOM	6.95	7.23	6.97	6.90	6.82	6.96	6.95	7.06	6.97
ECONOMIC FREEDOM	6.75	6.89	7.23	7.45	7.32	7.40	7.43	7.56	7.48
PERSONAL FREEDOM	7.15	7.57	6.71	6.35	6.32	6.52	6.48	6.55	6.47
Rule of Law	5.1	5.1	5.1	5.1	4.8	4.8	5.3	5.3	5.3
Procedural Justice	-	-	-	-	-	-	-	-	-
Civil Justice	-	-	-	-	-	-	-	-	-
Criminal Justice	-	-	-	-	-	-	-	-	-
Security and Safety	9.1	8.2	7.8	7.8	7.9	7.9	8.6	8.8	8.5
Homicide	9.4	8.9	8.9	9.1	9.1	8.7	8.5	9.0	9.0
Disappearance, Conflict, Terrorism	9.5	7.3	6.3	6.1	6.3	6.8	8.9	9.0	8.3
Women Security, Safety	8.3	8.3	8.3	8.3	8.3	8.3	8.3	8.3	8.3
Movement	8.3	10.0	10.0	6.7	6.7	6.7	6.7	6.7	6.7
Freedom of Domestic Movement	5.0	10.0	10.0	5.0	5.0	5.0	10.0	10.0	10.0
Freedom of Foreign Movement	10.0	10.0	10.0	10.0	10.0	10.0	5.0	5.0	5.0
Women's Freedom of Movement	10.0	10.0	10.0	5.0	5.0	5.0	5.0	5.0	5.0
Religious Freedom	7.3	7.5	7.1	6.0	6.1	6.0	6.1	6.1	6.0
Freedom to Establish Religious Org.	-	-	-	3.8	3.8	3.8	2.5	2.5	2.5
Harassment and Physical Hostilities	8.6	8.4	8.5	8.3	8.5	8.3	8.8	9.2	8.7
Legal and Regulatory Restrictions	6.0	6.7	5.7	5.8	6.1	5.8	6.9	6.7	6.9
Assoc., Assembly and Civil Society	-	-	-	3.3	3.3	4.6	2.0	2.0	2.0
Freedom of Association	-	-	-	5.0	5.0	5.0	2.5	2.5	2.5
Assembly and Demonstration	-	-	-	5.0	5.0	5.0	2.5	2.5	2.5
Est. & Operate Political Parties	-	-	-	0.0	0.0	0.0	0.0	0.0	0.0
Est. & Operate Professional Organizations	-	-	-	2.5	2.5	2.5	2.5	2.5	2.5
Est. & Operate Edu., Sporting and Cultural	-	-	-	3.8	3.8	3.8	2.5	2.5	2.5
Expression and Information	5.8	9.1	3.3	6.6	6.6	6.9	6.3	6.3	6.3
Press Killed	10.0	10.0	0.2	10.0	10.0	10.0	10.0	10.0	10.0
Press Jailed	10.0	10.0	10.0	8.1	7.2	9.1	10.0	10.0	10.0
Laws and Reg. That Influence Media	1.7	8.7	1.3	1.3	2.0	2.7	2.7	2.3	2.3
Political Pressure, Control Media	1.5	7.8	1.5	2.0	2.0	1.8	1.5	1.5	1.5
Access to Cable and Satellite	-	-	-	10.0	10.0	10.0	7.5	7.5	7.5
Freedom of Access to Frgn. Info.	-	-	-	7.5	7.5	7.5	5.0	5.0	5.0
State Control over Internet Access	-	-	-	7.5	7.5	7.5	7.5	7.5	7.5
Identity and Relationships	7.5	7.5	7.5	8.8	8.8	9.2	9.2	9.2	9.2
Legal Gender	-	-	-	-	-	-	-	-	-
Parental Rights	5.0	5.0	5.0	7.5	7.5	7.5	7.5	7.5	7.5
Same-Sex Relationships	10.0	10.0	10.0	10.0	10.0	10.0	10.0	10.0	10.0
Divorce	-	-	-	-	-	10.0	10.0	10.0	10.0

Human Freedom Score over Time



Human Freedom Ranking over Time



SAUDI ARABIA

MIDDLE EAST & NORTH AFRICA

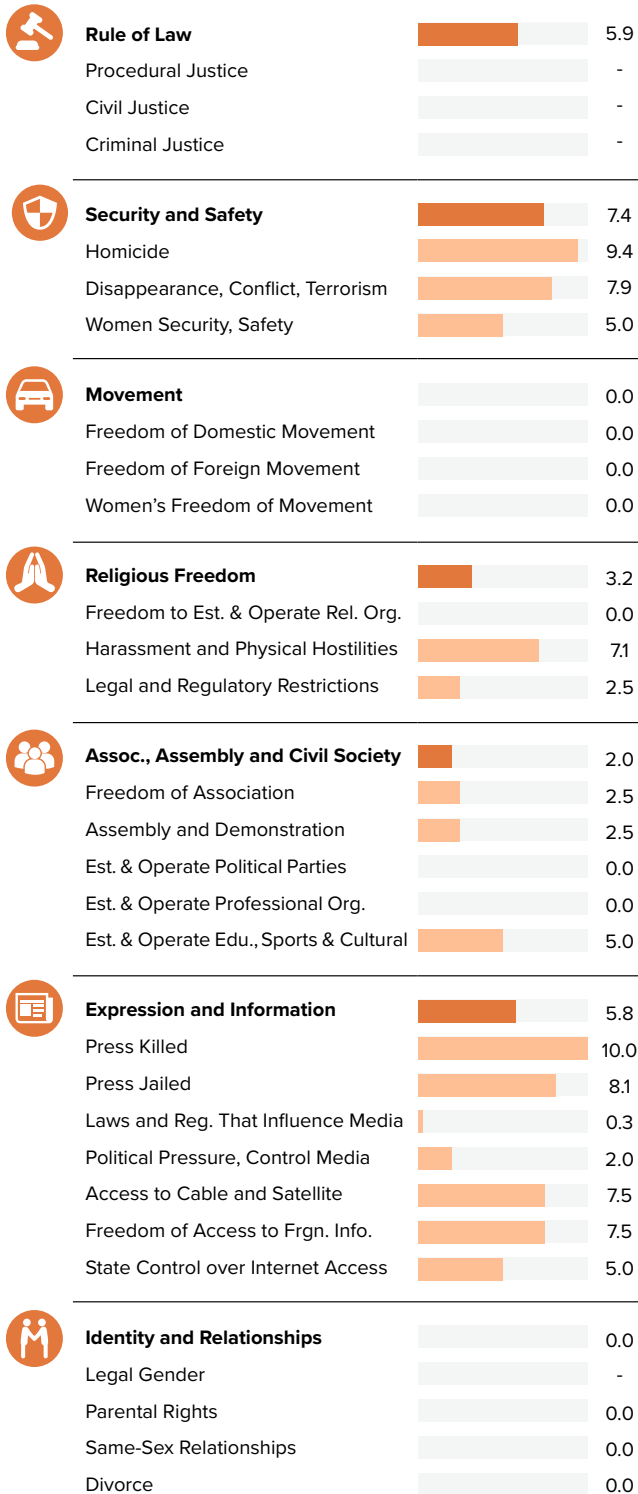
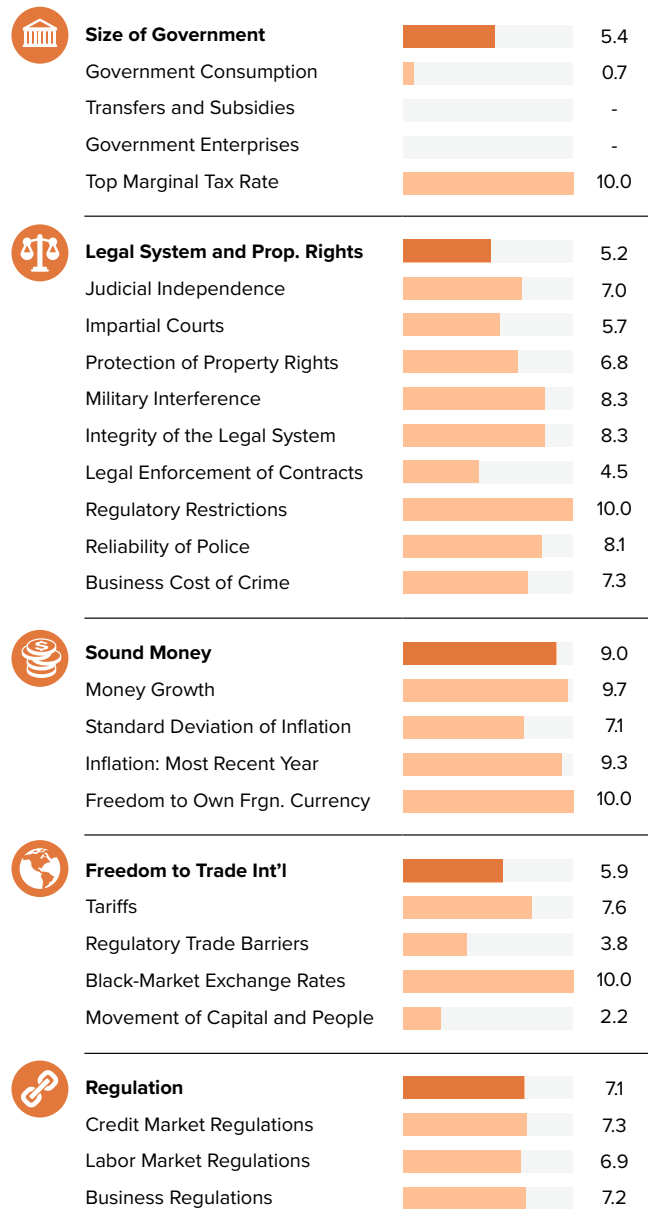
RANKING 146/162



Score 0–10

PERSONAL FREEDOM 4.44

ECONOMIC FREEDOM 6.52

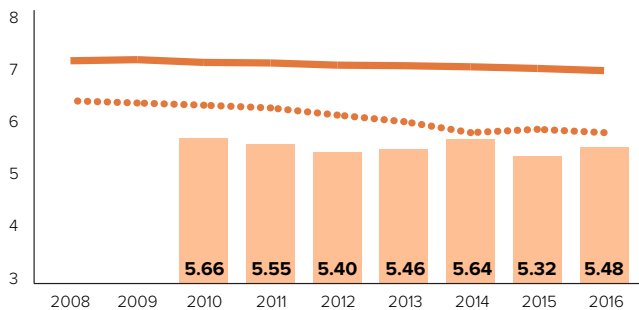
HUMAN FREEDOM 5.48**PERSONAL FREEDOM**Ranking
155/162**ECONOMIC FREEDOM**Ranking
103/162

SAUDI ARABIA | MIDDLE EAST & NORTH AFRICA

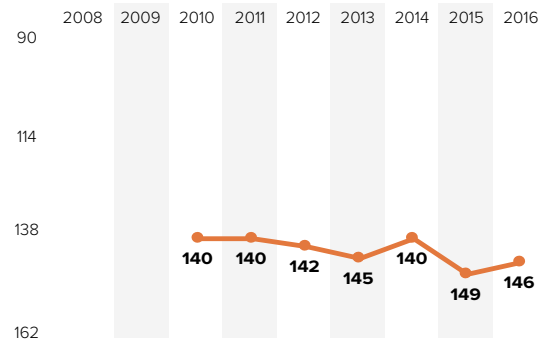
	2008	2009	2010	2011	2012	2013	2014	2015	2016
HUMAN FREEDOM	-	-	5.66	5.55	5.40	5.46	5.64	5.32	5.48
ECONOMIC FREEDOM	-	-	6.71	6.67	6.42	6.55	6.55	6.24	6.52
PERSONAL FREEDOM	-	-	4.61	4.44	4.38	4.36	4.72	4.40	4.44
Rule of Law	-	-	5.7	5.7	5.6	5.6	5.5	5.6	5.9
Procedural Justice	-	-	-	-	-	-	-	-	-
Civil Justice	-	-	-	-	-	-	-	-	-
Criminal Justice	-	-	-	-	-	-	-	-	-
Security and Safety	-	-	8.3	7.3	7.3	7.1	7.8	7.4	7.4
Homicide	-	-	9.6	9.4	9.4	9.4	9.4	9.4	9.4
Disappearance, Conflict, Terrorism	-	-	9.0	7.0	7.0	7.0	8.9	7.7	7.9
Women Security, Safety	-	-	6.3	5.5	5.5	5.0	5.0	5.0	5.0
Movement	-	-	0.0	0.0	0.0	0.0	0.0	0.0	0.0
Freedom of Domestic Movement	-	-	0.0	0.0	0.0	0.0	0.0	0.0	0.0
Freedom of Foreign Movement	-	-	0.0	0.0	0.0	0.0	0.0	0.0	0.0
Women's Freedom of Movement	-	-	0.0	0.0	0.0	0.0	0.0	0.0	0.0
Religious Freedom	-	-	6.0	6.9	6.9	6.8	6.0	3.8	3.2
Freedom to Establish Religious Org.	-	-	0.0	2.5	2.5	2.5	0.0	0.0	0.0
Harassment and Physical Hostilities	-	-	9.6	9.4	9.5	9.7	9.7	7.5	7.1
Legal and Regulatory Restrictions	-	-	8.5	8.7	8.7	8.2	8.2	3.9	2.5
Assoc., Assembly and Civil Society	-	-	0.3	0.3	0.3	0.4	2.0	2.0	2.0
Freedom of Association	-	-	0.0	0.0	0.0	0.0	2.5	2.5	2.5
Assembly and Demonstration	-	-	0.0	0.0	0.0	0.0	2.5	2.5	2.5
Est. & Operate Political Parties	-	-	0.0	0.0	0.0	0.0	0.0	0.0	0.0
Est. & Operate Professional Organizations	-	-	0.0	0.0	0.0	0.0	0.0	0.0	0.0
Est. & Operate Edu., Sporting and Cultural	-	-	1.3	1.3	1.3	1.3	5.0	5.0	5.0
Expression and Information	-	-	4.7	4.7	4.5	4.6	6.0	5.7	5.8
Press Killed	-	-	10.0	10.0	10.0	10.0	10.0	10.0	10.0
Press Jailed	-	-	9.6	10.0	8.6	9.3	8.7	7.8	8.1
Laws and Reg. That Influence Media	-	-	0.7	0.3	0.3	0.3	0.3	0.3	0.3
Political Pressure, Control Media	-	-	2.5	2.5	2.5	2.8	2.8	2.0	2.0
Access to Cable and Satellite	-	-	6.7	5.0	5.0	5.0	7.5	7.5	7.5
Freedom of Access to Frgn. Info.	-	-	3.3	2.5	2.5	2.5	7.5	7.5	7.5
State Control over Internet Access	-	-	0.0	2.5	2.5	2.5	5.0	5.0	5.0
Identity and Relationships	-	-	0.0	0.0	0.0	0.0	0.0	0.0	0.0
Legal Gender	-	-	-	-	-	-	-	-	-
Parental Rights	-	-	0.0	0.0	0.0	0.0	0.0	0.0	0.0
Same-Sex Relationships	-	-	0.0	0.0	0.0	0.0	0.0	0.0	0.0
Divorce	-	-	-	-	-	0.0	0.0	0.0	0.0

Human Freedom Score over Time

— World Avg. ●●● Regional Avg.



Human Freedom Ranking over Time



SENEGAL

SUB-SAHARAN AFRICA

RANKING 105/162

Score 0–10

PERSONAL FREEDOM 6.77

ECONOMIC FREEDOM 6.22

HUMAN FREEDOM 6.50

Ranking 91/162

PERSONAL FREEDOM

	Rule of Law	<div style="width: 47%; height: 10px; background: linear-gradient(to right, #f4a460, #d9d9d9);"></div>	4.7
	Procedural Justice	<div style="width: 41%; height: 10px; background: linear-gradient(to right, #f4a460, #d9d9d9);"></div>	4.1
	Civil Justice	<div style="width: 56%; height: 10px; background: linear-gradient(to right, #f4a460, #d9d9d9);"></div>	5.6
	Criminal Justice	<div style="width: 43%; height: 10px; background: linear-gradient(to right, #f4a460, #d9d9d9);"></div>	4.3
<hr/>			
	Security and Safety	<div style="width: 78%; height: 10px; background: linear-gradient(to right, #f4a460, #d9d9d9);"></div>	7.8
	Homicide	<div style="width: 70%; height: 10px; background: linear-gradient(to right, #f4a460, #d9d9d9);"></div>	7.0
	Disappearance, Conflict, Terrorism	<div style="width: 90%; height: 10px; background: linear-gradient(to right, #f4a460, #d9d9d9);"></div>	9.0
	Women Security, Safety	<div style="width: 75%; height: 10px; background: linear-gradient(to right, #f4a460, #d9d9d9);"></div>	7.5
<hr/>			
	Movement	<div style="width: 67%; height: 10px; background: linear-gradient(to right, #f4a460, #d9d9d9);"></div>	6.7
	Freedom of Domestic Movement	<div style="width: 100%; height: 10px; background: linear-gradient(to right, #f4a460, #d9d9d9);"></div>	10.0
	Freedom of Foreign Movement	<div style="width: 50%; height: 10px; background: linear-gradient(to right, #f4a460, #d9d9d9);"></div>	5.0
	Women's Freedom of Movement	<div style="width: 50%; height: 10px; background: linear-gradient(to right, #f4a460, #d9d9d9);"></div>	5.0
<hr/>			
	Religious Freedom	<div style="width: 90%; height: 10px; background: linear-gradient(to right, #f4a460, #d9d9d9);"></div>	9.0
	Freedom to Est. & Operate Rel. Org.	<div style="width: 100%; height: 10px; background: linear-gradient(to right, #f4a460, #d9d9d9);"></div>	10.0
	Harassment and Physical Hostilities	<div style="width: 96%; height: 10px; background: linear-gradient(to right, #f4a460, #d9d9d9);"></div>	9.6
	Legal and Regulatory Restrictions	<div style="width: 75%; height: 10px; background: linear-gradient(to right, #f4a460, #d9d9d9);"></div>	7.5
<hr/>			
	Assoc., Assembly and Civil Society	<div style="width: 100%; height: 10px; background: linear-gradient(to right, #f4a460, #d9d9d9);"></div>	10.0
	Freedom of Association	<div style="width: 100%; height: 10px; background: linear-gradient(to right, #f4a460, #d9d9d9);"></div>	10.0
	Assembly and Demonstration	<div style="width: 100%; height: 10px; background: linear-gradient(to right, #f4a460, #d9d9d9);"></div>	10.0
	Est. & Operate Political Parties	<div style="width: 100%; height: 10px; background: linear-gradient(to right, #f4a460, #d9d9d9);"></div>	10.0
	Est. & Operate Professional Org.	<div style="width: 100%; height: 10px; background: linear-gradient(to right, #f4a460, #d9d9d9);"></div>	10.0
	Est. & Operate Edu., Sports & Cultural	<div style="width: 100%; height: 10px; background: linear-gradient(to right, #f4a460, #d9d9d9);"></div>	10.0
<hr/>			
	Expression and Information	<div style="width: 83%; height: 10px; background: linear-gradient(to right, #f4a460, #d9d9d9);"></div>	8.3
	Press Killed	<div style="width: 100%; height: 10px; background: linear-gradient(to right, #f4a460, #d9d9d9);"></div>	10.0
	Press Jailed	<div style="width: 100%; height: 10px; background: linear-gradient(to right, #f4a460, #d9d9d9);"></div>	10.0
	Laws and Reg. That Influence Media	<div style="width: 40%; height: 10px; background: linear-gradient(to right, #f4a460, #d9d9d9);"></div>	4.0
	Political Pressure, Control Media	<div style="width: 63%; height: 10px; background: linear-gradient(to right, #f4a460, #d9d9d9);"></div>	6.3
	Access to Cable and Satellite	<div style="width: 100%; height: 10px; background: linear-gradient(to right, #f4a460, #d9d9d9);"></div>	10.0
	Freedom of Access to Frgn. Info.	<div style="width: 75%; height: 10px; background: linear-gradient(to right, #f4a460, #d9d9d9);"></div>	7.5
	State Control over Internet Access	<div style="width: 100%; height: 10px; background: linear-gradient(to right, #f4a460, #d9d9d9);"></div>	10.0
<hr/>			
	Identity and Relationships	<div style="width: 25%; height: 10px; background: linear-gradient(to right, #f4a460, #d9d9d9);"></div>	2.5
	Legal Gender	<div style="width: 0%; height: 10px; background: linear-gradient(to right, #f4a460, #d9d9d9);"></div>	-
	Parental Rights	<div style="width: 25%; height: 10px; background: linear-gradient(to right, #f4a460, #d9d9d9);"></div>	2.5
	Same-Sex Relationships	<div style="width: 0%; height: 10px; background: linear-gradient(to right, #f4a460, #d9d9d9);"></div>	0.0
	Divorce	<div style="width: 50%; height: 10px; background: linear-gradient(to right, #f4a460, #d9d9d9);"></div>	5.0

Ranking 125/162

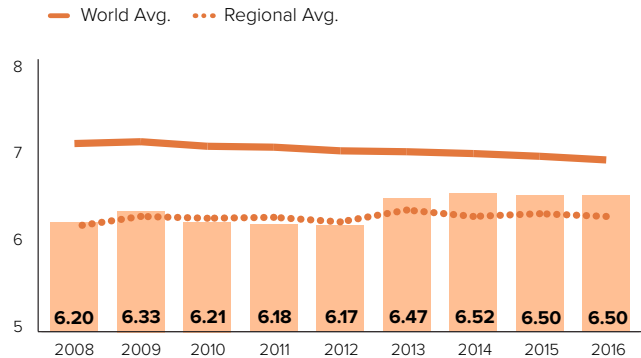
ECONOMIC FREEDOM

	Size of Government	<div style="width: 68%; height: 10px; background: linear-gradient(to right, #f4a460, #d9d9d9);"></div>	6.8
	Government Consumption	<div style="width: 66%; height: 10px; background: linear-gradient(to right, #f4a460, #d9d9d9);"></div>	6.6
	Transfers and Subsidies	<div style="width: 97%; height: 10px; background: linear-gradient(to right, #f4a460, #d9d9d9);"></div>	9.7
	Government Enterprises	<div style="width: 60%; height: 10px; background: linear-gradient(to right, #f4a460, #d9d9d9);"></div>	6.0
	Top Marginal Tax Rate	<div style="width: 50%; height: 10px; background: linear-gradient(to right, #f4a460, #d9d9d9);"></div>	5.0
<hr/>			
	Legal System and Prop. Rights	<div style="width: 43%; height: 10px; background: linear-gradient(to right, #f4a460, #d9d9d9);"></div>	4.3
	Judicial Independence	<div style="width: 45%; height: 10px; background: linear-gradient(to right, #f4a460, #d9d9d9);"></div>	4.5
	Impartial Courts	<div style="width: 51%; height: 10px; background: linear-gradient(to right, #f4a460, #d9d9d9);"></div>	5.1
	Protection of Property Rights	<div style="width: 55%; height: 10px; background: linear-gradient(to right, #f4a460, #d9d9d9);"></div>	5.5
	Military Interference	<div style="width: 42%; height: 10px; background: linear-gradient(to right, #f4a460, #d9d9d9);"></div>	4.2
	Integrity of the Legal System	<div style="width: 50%; height: 10px; background: linear-gradient(to right, #f4a460, #d9d9d9);"></div>	5.0
	Legal Enforcement of Contracts	<div style="width: 28%; height: 10px; background: linear-gradient(to right, #f4a460, #d9d9d9);"></div>	2.8
	Regulatory Restrictions	<div style="width: 64%; height: 10px; background: linear-gradient(to right, #f4a460, #d9d9d9);"></div>	6.4
	Reliability of Police	<div style="width: 67%; height: 10px; background: linear-gradient(to right, #f4a460, #d9d9d9);"></div>	6.7
	Business Cost of Crime	<div style="width: 54%; height: 10px; background: linear-gradient(to right, #f4a460, #d9d9d9);"></div>	5.4
<hr/>			
	Sound Money	<div style="width: 72%; height: 10px; background: linear-gradient(to right, #f4a460, #d9d9d9);"></div>	7.2
	Money Growth	<div style="width: 93%; height: 10px; background: linear-gradient(to right, #f4a460, #d9d9d9);"></div>	9.3
	Standard Deviation of Inflation	<div style="width: 96%; height: 10px; background: linear-gradient(to right, #f4a460, #d9d9d9);"></div>	9.6
	Inflation: Most Recent Year	<div style="width: 98%; height: 10px; background: linear-gradient(to right, #f4a460, #d9d9d9);"></div>	9.8
	Freedom to Own Frgn. Currency	<div style="width: 0%; height: 10px; background: linear-gradient(to right, #f4a460, #d9d9d9);"></div>	0.0
<hr/>			
	Freedom to Trade Int'l	<div style="width: 67%; height: 10px; background: linear-gradient(to right, #f4a460, #d9d9d9);"></div>	6.7
	Tariffs	<div style="width: 74%; height: 10px; background: linear-gradient(to right, #f4a460, #d9d9d9);"></div>	7.4
	Regulatory Trade Barriers	<div style="width: 55%; height: 10px; background: linear-gradient(to right, #f4a460, #d9d9d9);"></div>	5.5
	Black-Market Exchange Rates	<div style="width: 100%; height: 10px; background: linear-gradient(to right, #f4a460, #d9d9d9);"></div>	10.0
	Movement of Capital and People	<div style="width: 38%; height: 10px; background: linear-gradient(to right, #f4a460, #d9d9d9);"></div>	3.8
<hr/>			
	Regulation	<div style="width: 62%; height: 10px; background: linear-gradient(to right, #f4a460, #d9d9d9);"></div>	6.2
	Credit Market Regulations	<div style="width: 92%; height: 10px; background: linear-gradient(to right, #f4a460, #d9d9d9);"></div>	9.2
	Labor Market Regulations	<div style="width: 36%; height: 10px; background: linear-gradient(to right, #f4a460, #d9d9d9);"></div>	3.6
	Business Regulations	<div style="width: 57%; height: 10px; background: linear-gradient(to right, #f4a460, #d9d9d9);"></div>	5.7

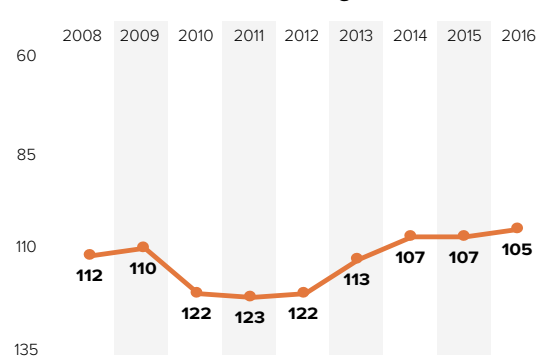
SENEGAL | SUB-SAHARAN AFRICA

	2008	2009	2010	2011	2012	2013	2014	2015	2016
HUMAN FREEDOM	6.20	6.33	6.21	6.18	6.17	6.47	6.52	6.50	6.50
ECONOMIC FREEDOM	5.87	6.05	5.95	5.90	5.90	6.20	6.23	6.15	6.22
PERSONAL FREEDOM	6.53	6.62	6.46	6.46	6.43	6.74	6.81	6.84	6.77
Rule of Law	5.0	5.0	5.0	5.0	5.0	5.0	4.7	4.9	4.7
Procedural Justice	4.7	4.7	4.7	4.7	5.2	5.2	4.5	4.6	4.1
Civil Justice	5.8	5.8	5.8	5.8	5.5	5.5	5.3	5.7	5.6
Criminal Justice	4.6	4.6	4.6	4.6	4.1	4.1	4.4	4.3	4.3
Security and Safety	7.8	7.8	7.5	7.6	7.4	7.8	7.8	7.8	7.8
Homicide	6.6	6.6	6.6	6.6	6.6	7.0	7.0	7.0	7.0
Disappearance, Conflict, Terrorism	9.4	9.4	8.5	8.8	8.3	9.0	9.0	9.0	9.0
Women Security, Safety	7.4	7.4	7.4	7.4	7.4	7.5	7.5	7.5	7.5
Movement	8.3	8.3	8.3	5.0	5.0	6.7	6.7	6.7	6.7
Freedom of Domestic Movement	10.0	5.0	10.0	5.0	5.0	5.0	10.0	10.0	10.0
Freedom of Foreign Movement	5.0	10.0	5.0	10.0	10.0	10.0	5.0	5.0	5.0
Women's Freedom of Movement	10.0	10.0	10.0	0.0	0.0	5.0	5.0	5.0	5.0
Religious Freedom	9.4	9.6	9.4	8.1	8.1	8.0	9.3	9.4	9.0
Freedom to Establish Religious Org.	10.0	10.0	10.0	6.3	6.3	6.3	10.0	10.0	10.0
Harassment and Physical Hostilities	9.4	9.7	9.1	9.4	9.4	9.3	9.4	9.8	9.6
Legal and Regulatory Restrictions	8.9	9.2	9.2	8.7	8.8	8.5	8.5	8.3	7.5
Assoc., Assembly and Civil Society	7.8	7.8	7.8	9.3	9.3	9.6	10.0	10.0	10.0
Freedom of Association	7.5	7.5	7.5	10.0	10.0	10.0	10.0	10.0	10.0
Assembly and Demonstration	7.5	7.5	7.5	10.0	10.0	10.0	10.0	10.0	10.0
Est. & Operate Political Parties	8.3	8.3	8.3	8.8	8.8	8.8	10.0	10.0	10.0
Est. & Operate Professional Organizations	8.3	8.3	8.3	8.8	8.8	8.8	10.0	10.0	10.0
Est. & Operate Edu., Sporting and Cultural	7.1	7.1	7.1	8.8	8.8	8.8	10.0	10.0	10.0
Expression and Information	7.8	8.4	7.9	8.3	8.4	8.6	8.2	8.2	8.3
Press Killed	10.0	10.0	10.0	10.0	10.0	10.0	10.0	10.0	10.0
Press Jailed	9.2	10.0	10.0	10.0	10.0	10.0	10.0	10.0	10.0
Laws and Reg. That Influence Media	4.0	6.3	3.3	3.0	3.3	4.0	4.0	3.7	4.0
Political Pressure, Control Media	4.8	6.0	5.0	5.0	5.5	6.0	6.0	6.0	6.3
Access to Cable and Satellite	10.0	10.0	10.0	10.0	10.0	10.0	10.0	10.0	10.0
Freedom of Access to Frgn. Info.	6.7	6.7	6.7	10.0	10.0	10.0	7.5	7.5	7.5
State Control over Internet Access	10.0	10.0	10.0	10.0	10.0	10.0	10.0	10.0	10.0
Identity and Relationships	0.0	0.0	0.0	2.5	2.5	2.5	2.5	2.5	2.5
Legal Gender	-	-	-	-	-	-	-	-	-
Parental Rights	0.0	0.0	0.0	5.0	5.0	2.5	2.5	2.5	2.5
Same-Sex Relationships	0.0	0.0	0.0	0.0	0.0	0.0	0.0	0.0	0.0
Divorce	-	-	-	-	-	5.0	5.0	5.0	5.0

Human Freedom Score over Time



Human Freedom Ranking over Time



SERBIA

EASTERN EUROPE

RANKING 51/162



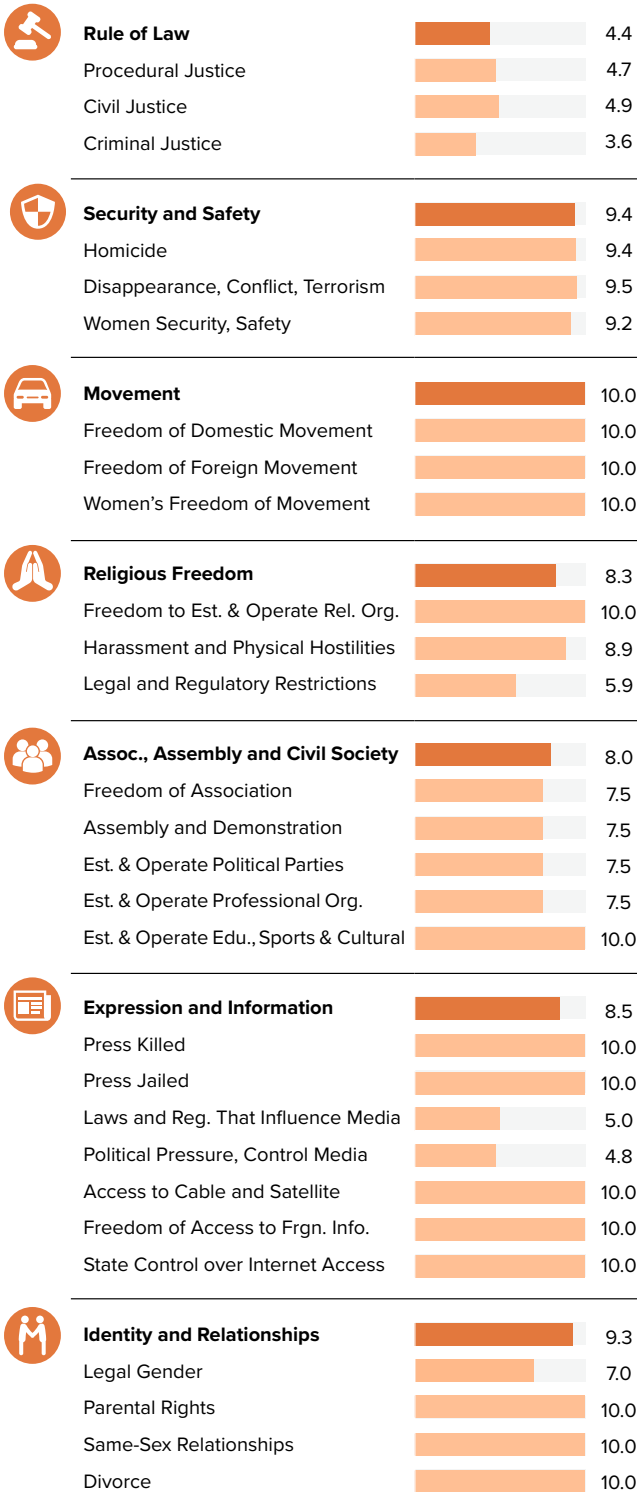
Score 0–10

PERSONAL FREEDOM 7.85

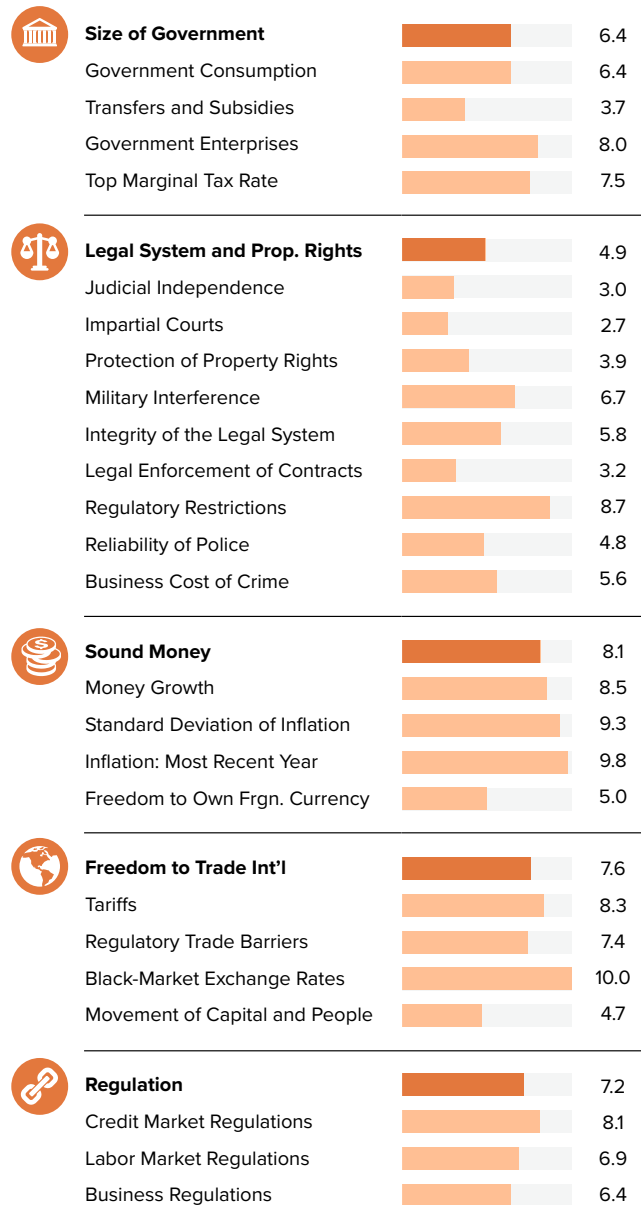
ECONOMIC FREEDOM 6.85

HUMAN FREEDOM 7.35

PERSONAL FREEDOM

Ranking
48/162

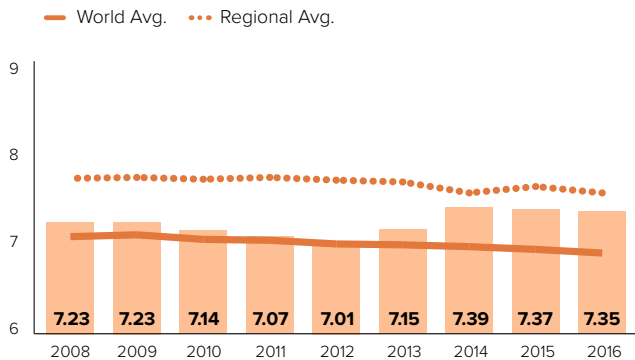
ECONOMIC FREEDOM

Ranking
84/162

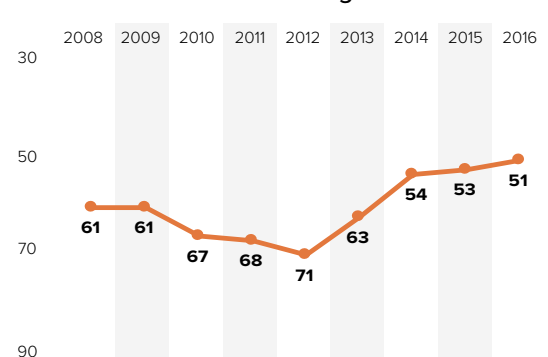
SERBIA | EASTERN EUROPE

	2008	2009	2010	2011	2012	2013	2014	2015	2016
HUMAN FREEDOM	7.23	7.23	7.14	7.07	7.01	7.15	7.39	7.37	7.35
ECONOMIC FREEDOM	6.55	6.58	6.56	6.64	6.55	6.68	6.71	6.76	6.85
PERSONAL FREEDOM	7.92	7.88	7.73	7.49	7.47	7.63	8.06	7.98	7.85
Rule of Law	4.7	4.7	4.7	4.7	4.6	4.6	4.6	4.5	4.4
Procedural Justice	5.0	5.0	5.0	5.0	5.3	5.3	5.1	5.6	4.7
Civil Justice	4.7	4.7	4.7	4.7	4.5	4.5	4.7	4.6	4.9
Criminal Justice	4.5	4.5	4.5	4.5	4.1	4.1	3.8	3.4	3.6
Security and Safety	9.1	9.0	9.1	9.1	9.1	9.3	9.4	9.4	9.4
Homicide	9.4	9.3	9.4	9.4	9.5	9.4	9.5	9.5	9.4
Disappearance, Conflict, Terrorism	9.5	9.5	9.5	9.5	9.5	9.5	9.5	9.5	9.5
Women Security, Safety	8.3	8.3	8.3	8.3	8.3	9.2	9.2	9.2	9.2
Movement	10.0	10.0	8.3	6.7	6.7	6.7	10.0	10.0	10.0
Freedom of Domestic Movement	10.0	10.0	5.0	5.0	5.0	5.0	10.0	10.0	10.0
Freedom of Foreign Movement	10.0	10.0	10.0	5.0	5.0	5.0	10.0	10.0	10.0
Women's Freedom of Movement	10.0	10.0	10.0	10.0	10.0	10.0	10.0	10.0	10.0
Religious Freedom	8.4	8.5	7.9	7.6	7.6	7.7	8.9	9.0	8.3
Freedom to Establish Religious Org.	7.1	7.1	7.1	6.3	6.3	6.3	10.0	10.0	10.0
Harassment and Physical Hostilities	9.1	9.5	9.4	8.8	8.6	9.0	8.9	9.1	8.9
Legal and Regulatory Restrictions	8.9	8.8	7.1	7.8	7.8	7.8	7.8	8.0	5.9
Assoc., Assembly and Civil Society	7.6	7.6	7.6	7.5	7.5	8.3	8.0	8.0	8.0
Freedom of Association	7.5	7.5	7.5	7.5	7.5	7.5	7.5	7.5	7.5
Assembly and Demonstration	10.0	10.0	10.0	10.0	10.0	10.0	7.5	7.5	7.5
Est. & Operate Political Parties	6.7	6.7	6.7	7.5	7.5	7.5	7.5	7.5	7.5
Est. & Operate Professional Organizations	8.3	8.3	8.3	5.0	5.0	5.0	7.5	7.5	7.5
Est. & Operate Edu., Sporting and Cultural	5.4	5.4	5.4	7.5	7.5	7.5	10.0	10.0	10.0
Expression and Information	8.8	8.4	9.0	8.7	8.6	8.6	8.9	8.7	8.5
Press Killed	10.0	10.0	10.0	10.0	10.0	10.0	10.0	10.0	10.0
Press Jailed	10.0	10.0	10.0	10.0	10.0	10.0	10.0	10.0	10.0
Laws and Reg. That Influence Media	5.7	3.7	7.0	7.0	7.0	7.0	6.3	6.0	5.0
Political Pressure, Control Media	5.8	5.0	6.3	6.3	6.0	6.0	5.8	4.8	4.8
Access to Cable and Satellite	10.0	10.0	10.0	10.0	10.0	10.0	10.0	10.0	10.0
Freedom of Access to Frgn. Info.	10.0	10.0	10.0	7.5	7.5	7.5	10.0	10.0	10.0
State Control over Internet Access	10.0	10.0	10.0	10.0	10.0	10.0	10.0	10.0	10.0
Identity and Relationships	10.0	10.0	10.0	10.0	10.0	10.0	10.0	9.3	9.3
Legal Gender	-	-	-	-	-	-	-	7.0	7.0
Parental Rights	10.0	10.0	10.0	10.0	10.0	10.0	10.0	10.0	10.0
Same-Sex Relationships	10.0	10.0	10.0	10.0	10.0	10.0	10.0	10.0	10.0
Divorce	-	-	-	-	-	10.0	10.0	10.0	10.0

Human Freedom Score over Time



Human Freedom Ranking over Time



SEYCHELLES

SUB-SAHARAN AFRICA

RANKING 54/162



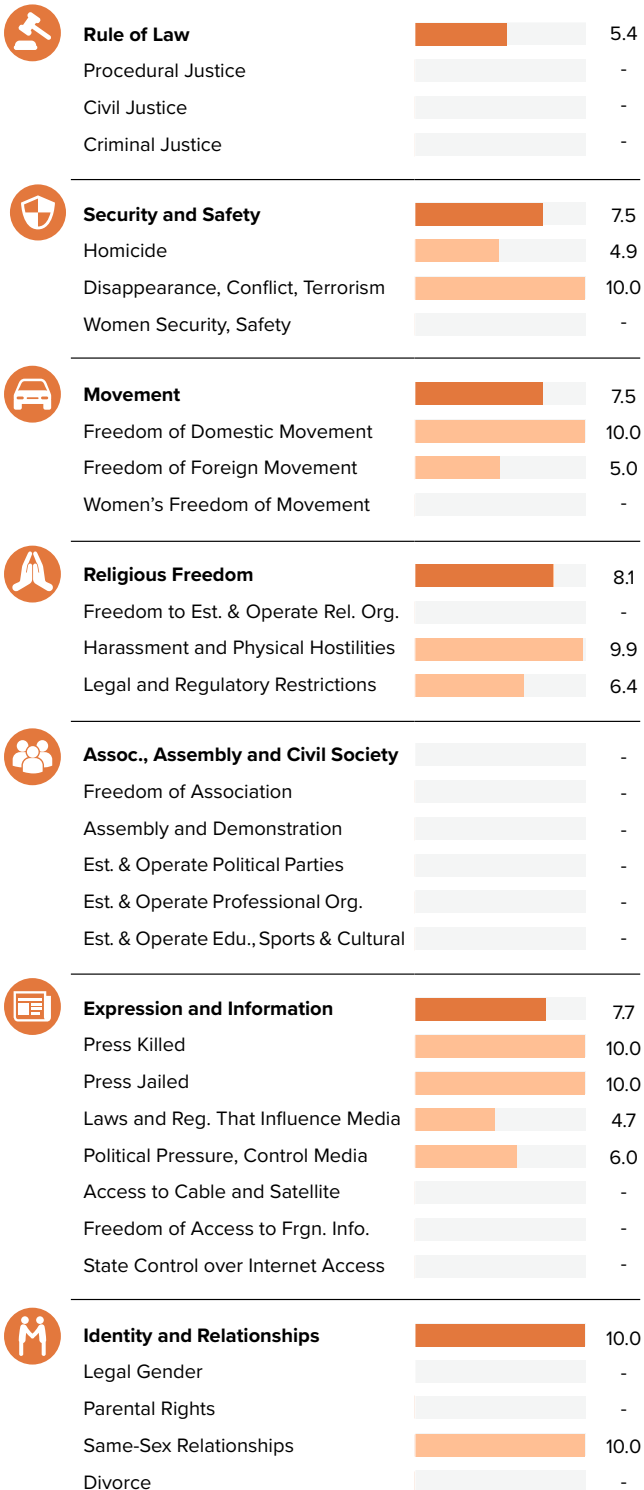
Score 0–10

PERSONAL FREEDOM 7.37

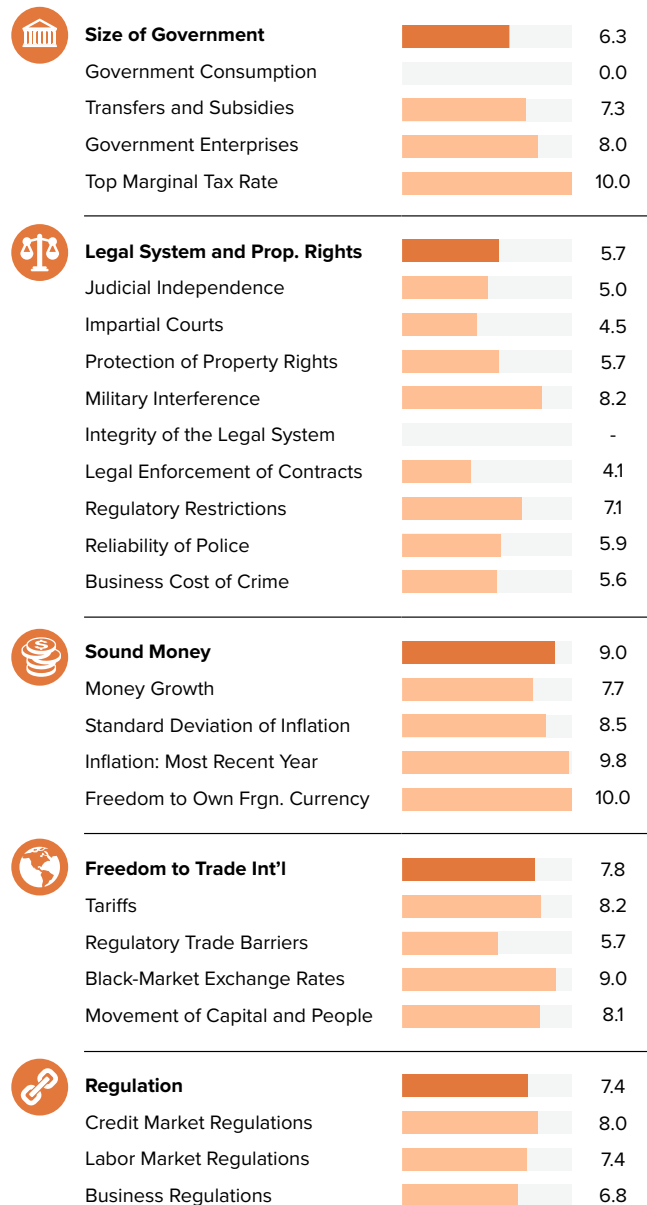
ECONOMIC FREEDOM 7.23

HUMAN FREEDOM 7.30








PERSONAL FREEDOM

Ranking
69/162

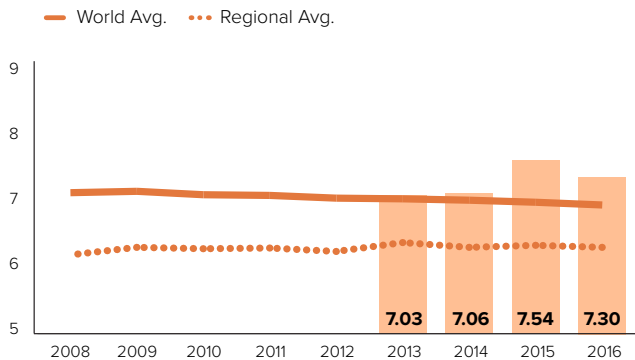
ECONOMIC FREEDOM

Ranking
58/162

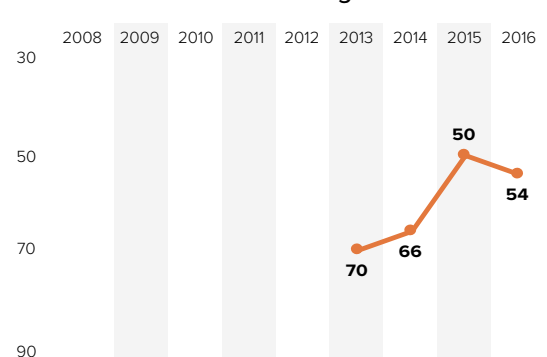
SEYCHELLES | SUB-SAHARAN AFRICA

	2008	2009	2010	2011	2012	2013	2014	2015	2016
HUMAN FREEDOM	-	-	-	-	-	7.03	7.06	7.54	7.30
ECONOMIC FREEDOM	-	-	-	-	-	7.24	7.46	7.33	7.23
PERSONAL FREEDOM	-	-	-	-	-	6.81	6.65	7.75	7.37
 Rule of Law	-	-	-	-	-	5.2	5.3	5.5	5.4
Procedural Justice	-	-	-	-	-	-	-	-	-
Civil Justice	-	-	-	-	-	-	-	-	-
Criminal Justice	-	-	-	-	-	-	-	-	-
 Security and Safety	-	-	-	-	-	6.1	6.6	8.5	7.5
Homicide	-	-	-	-	-	2.2	3.1	7.0	4.9
Disappearance, Conflict, Terrorism	-	-	-	-	-	10.0	10.0	10.0	10.0
Women Security, Safety	-	-	-	-	-	-	-	-	-
 Movement	-	-	-	-	-	10.0	7.5	7.5	7.5
Freedom of Domestic Movement	-	-	-	-	-	10.0	10.0	10.0	10.0
Freedom of Foreign Movement	-	-	-	-	-	10.0	5.0	5.0	5.0
Women's Freedom of Movement	-	-	-	-	-	-	-	-	-
 Religious Freedom	-	-	-	-	-	9.5	9.4	8.7	8.1
Freedom to Establish Religious Org.	-	-	-	-	-	-	-	-	-
Harassment and Physical Hostilities	-	-	-	-	-	9.9	9.8	10.0	9.9
Legal and Regulatory Restrictions	-	-	-	-	-	9.0	9.0	7.4	6.4
 Assoc., Assembly and Civil Society	-	-	-	-	-	-	-	-	-
Freedom of Association	-	-	-	-	-	-	-	-	-
Assembly and Demonstration	-	-	-	-	-	-	-	-	-
Est. & Operate Political Parties	-	-	-	-	-	-	-	-	-
Est. & Operate Professional Organizations	-	-	-	-	-	-	-	-	-
Est. & Operate Edu., Sporting and Cultural	-	-	-	-	-	-	-	-	-
 Expression and Information	-	-	-	-	-	7.5	7.6	7.7	7.7
Press Killed	-	-	-	-	-	10.0	10.0	10.0	10.0
Press Jailed	-	-	-	-	-	10.0	10.0	10.0	10.0
Laws and Reg. That Influence Media	-	-	-	-	-	4.7	4.7	4.7	4.7
Political Pressure, Control Media	-	-	-	-	-	5.3	5.8	6.0	6.0
Access to Cable and Satellite	-	-	-	-	-	-	-	-	-
Freedom of Access to Frgn. Info.	-	-	-	-	-	-	-	-	-
State Control over Internet Access	-	-	-	-	-	-	-	-	-
 Identity and Relationships	-	-	-	-	-	5.0	5.0	10.0	10.0
Legal Gender	-	-	-	-	-	-	-	-	-
Parental Rights	-	-	-	-	-	-	-	-	-
Same-Sex Relationships	-	-	-	-	-	5.0	5.0	10.0	10.0
Divorce	-	-	-	-	-	-	-	-	-

Human Freedom Score over Time



Human Freedom Ranking over Time



SIERRA LEONE

SUB-SAHARAN AFRICA

RANKING 112/162



Score 0–10

PERSONAL FREEDOM 7.04

ECONOMIC FREEDOM 5.75

HUMAN FREEDOM 6.40

PERSONAL FREEDOM

Ranking
77/162

	Rule of Law	3.9
	Procedural Justice	3.8
	Civil Justice	4.1
	Criminal Justice	3.8
	Security and Safety	8.1
	Homicide	9.3
	Disappearance, Conflict, Terrorism	9.5
	Women Security, Safety	5.4
	Movement	8.3
	Freedom of Domestic Movement	10.0
	Freedom of Foreign Movement	10.0
	Women's Freedom of Movement	5.0
	Religious Freedom	8.5
	Freedom to Est. & Operate Rel. Org.	-
	Harassment and Physical Hostilities	8.8
	Legal and Regulatory Restrictions	8.1
	Assoc., Assembly and Civil Society	-
	Freedom of Association	-
	Assembly and Demonstration	-
	Est. & Operate Political Parties	-
	Est. & Operate Professional Org.	-
	Est. & Operate Edu., Sports & Cultural	-
	Expression and Information	7.3
	Press Killed	10.0
	Press Jailed	10.0
	Laws and Reg. That Influence Media	4.0
	Political Pressure, Control Media	5.0
	Access to Cable and Satellite	-
	Freedom of Access to Frgn. Info.	-
	State Control over Internet Access	-
	Identity and Relationships	8.3
	Legal Gender	-
	Parental Rights	10.0
	Same-Sex Relationships	5.0
	Divorce	10.0

ECONOMIC FREEDOM

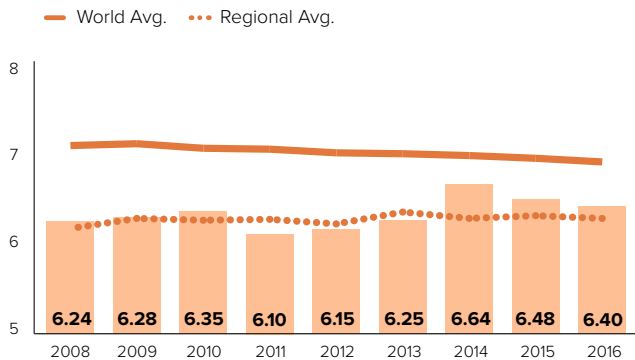
Ranking
144/162

	Size of Government	7.0
	Government Consumption	8.6
	Transfers and Subsidies	10.0
	Government Enterprises	4.0
	Top Marginal Tax Rate	5.5
	Legal System and Prop. Rights	4.0
	Judicial Independence	3.2
	Impartial Courts	3.3
	Protection of Property Rights	4.3
	Military Interference	4.2
	Integrity of the Legal System	5.8
	Legal Enforcement of Contracts	4.2
	Regulatory Restrictions	5.4
	Reliability of Police	4.0
	Business Cost of Crime	4.5
	Sound Money	6.9
	Money Growth	7.8
	Standard Deviation of Inflation	7.1
	Inflation: Most Recent Year	7.8
	Freedom to Own Frgn. Currency	5.0
	Freedom to Trade Int'l	6.1
	Tariffs	7.9
	Regulatory Trade Barriers	4.0
	Black-Market Exchange Rates	10.0
	Movement of Capital and People	2.3
	Regulation	4.7
	Credit Market Regulations	3.7
	Labor Market Regulations	5.2
	Business Regulations	5.3

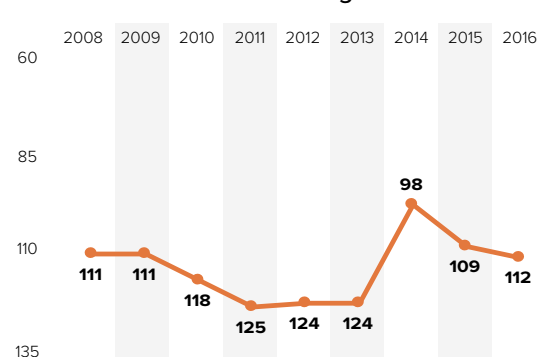
SIERRA LEONE | SUB-SAHARAN AFRICA

	2008	2009	2010	2011	2012	2013	2014	2015	2016
HUMAN FREEDOM	6.24	6.28	6.35	6.10	6.15	6.25	6.64	6.48	6.40
ECONOMIC FREEDOM	5.98	6.18	6.22	6.18	6.27	6.12	6.00	5.78	5.75
PERSONAL FREEDOM	6.49	6.37	6.48	6.01	6.02	6.38	7.29	7.18	7.04
Rule of Law	4.8	4.8	4.8	4.8	4.1	4.1	4.0	4.1	3.9
Procedural Justice	5.3	5.3	5.3	5.3	4.4	4.4	4.4	4.7	3.8
Civil Justice	5.4	5.4	5.4	5.4	4.7	4.7	4.3	4.0	4.1
Criminal Justice	3.6	3.6	3.6	3.6	3.2	3.2	3.3	3.6	3.8
Security and Safety	7.5	7.4	7.4	7.9	8.0	8.1	8.1	8.1	8.1
Homicide	8.8	9.0	9.0	8.9	9.3	9.3	9.3	9.3	9.3
Disappearance, Conflict, Terrorism	10.0	9.5	9.5	9.5	9.5	9.5	9.5	9.5	9.5
Women Security, Safety	3.8	3.8	3.8	5.2	5.2	5.4	5.4	5.4	5.4
Movement	5.0	5.0	5.0	3.3	3.3	3.3	8.3	8.3	8.3
Freedom of Domestic Movement	0.0	5.0	0.0	5.0	5.0	5.0	10.0	10.0	10.0
Freedom of Foreign Movement	5.0	0.0	5.0	0.0	0.0	0.0	10.0	10.0	10.0
Women's Freedom of Movement	10.0	10.0	10.0	5.0	5.0	5.0	5.0	5.0	5.0
Religious Freedom	10.0	9.9	9.9	9.1	9.1	9.0	9.9	9.1	8.5
Freedom to Establish Religious Org.	-	-	-	7.5	7.5	7.5	-	-	-
Harassment and Physical Hostilities	10.0	9.9	9.9	9.8	9.8	9.8	9.8	9.6	8.8
Legal and Regulatory Restrictions	10.0	10.0	10.0	10.0	10.0	9.6	10.0	8.5	8.1
Assoc., Assembly and Civil Society	-	-	-	5.3	5.3	5.4	-	-	-
Freedom of Association	-	-	-	5.0	5.0	5.0	-	-	-
Assembly and Demonstration	-	-	-	5.0	5.0	5.0	-	-	-
Est. & Operate Political Parties	-	-	-	5.0	5.0	5.0	-	-	-
Est. & Operate Professional Organizations	-	-	-	5.0	5.0	5.0	-	-	-
Est. & Operate Edu., Sporting and Cultural	-	-	-	6.3	6.3	6.3	-	-	-
Expression and Information	7.2	6.6	7.4	5.8	7.2	7.2	7.6	7.4	7.3
Press Killed	10.0	10.0	10.0	0.0	10.0	10.0	10.0	10.0	10.0
Press Jailed	10.0	10.0	10.0	10.0	10.0	10.0	10.0	10.0	10.0
Laws and Reg. That Influence Media	4.7	2.0	5.0	5.3	5.3	5.3	5.0	4.7	4.0
Political Pressure, Control Media	4.3	4.3	4.5	5.3	5.3	5.3	5.3	4.8	5.0
Access to Cable and Satellite	-	-	-	7.5	7.5	7.5	-	-	-
Freedom of Access to Frgn. Info.	-	-	-	5.0	5.0	5.0	-	-	-
State Control over Internet Access	-	-	-	7.5	7.5	7.5	-	-	-
Identity and Relationships	5.0	5.0	5.0	5.0	5.0	8.3	8.3	8.3	8.3
Legal Gender	-	-	-	-	-	-	-	-	-
Parental Rights	5.0	5.0	5.0	5.0	5.0	10.0	10.0	10.0	10.0
Same-Sex Relationships	5.0	5.0	5.0	5.0	5.0	5.0	5.0	5.0	5.0
Divorce	-	-	-	-	-	10.0	10.0	10.0	10.0

Human Freedom Score over Time



Human Freedom Ranking over Time



SINGAPORE

SOUTH ASIA

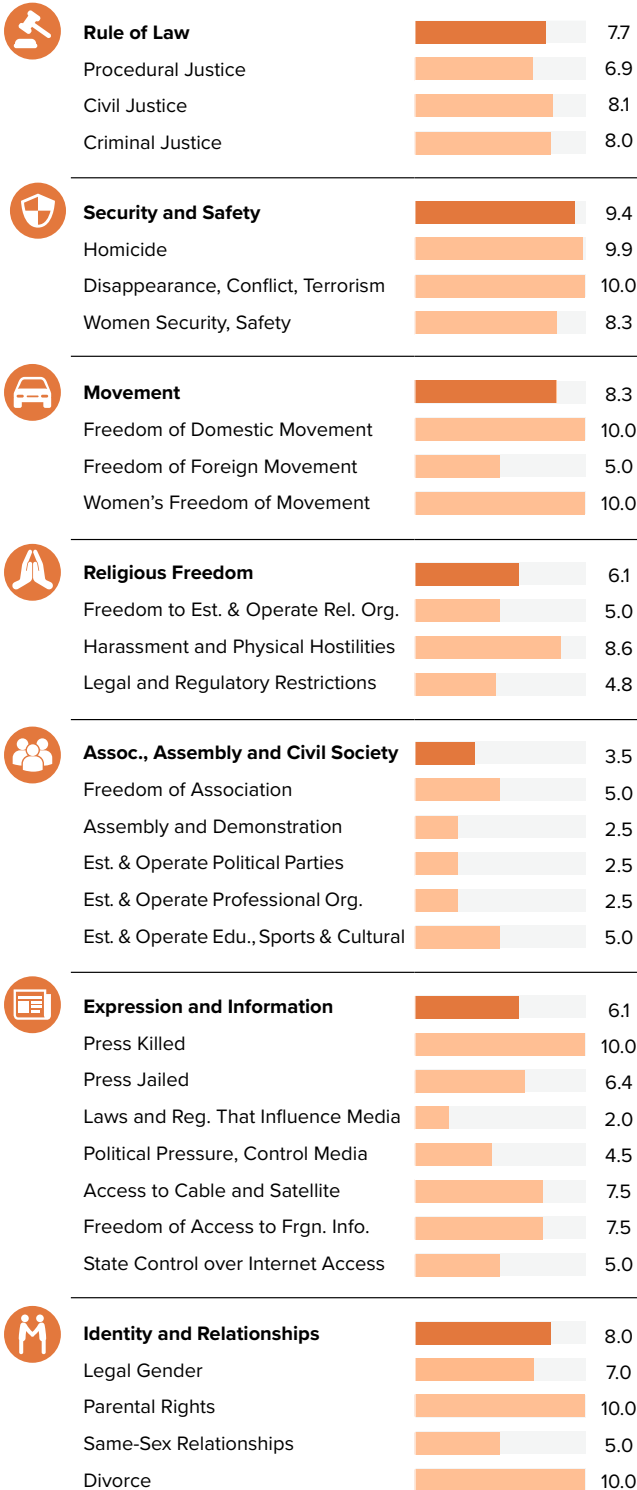
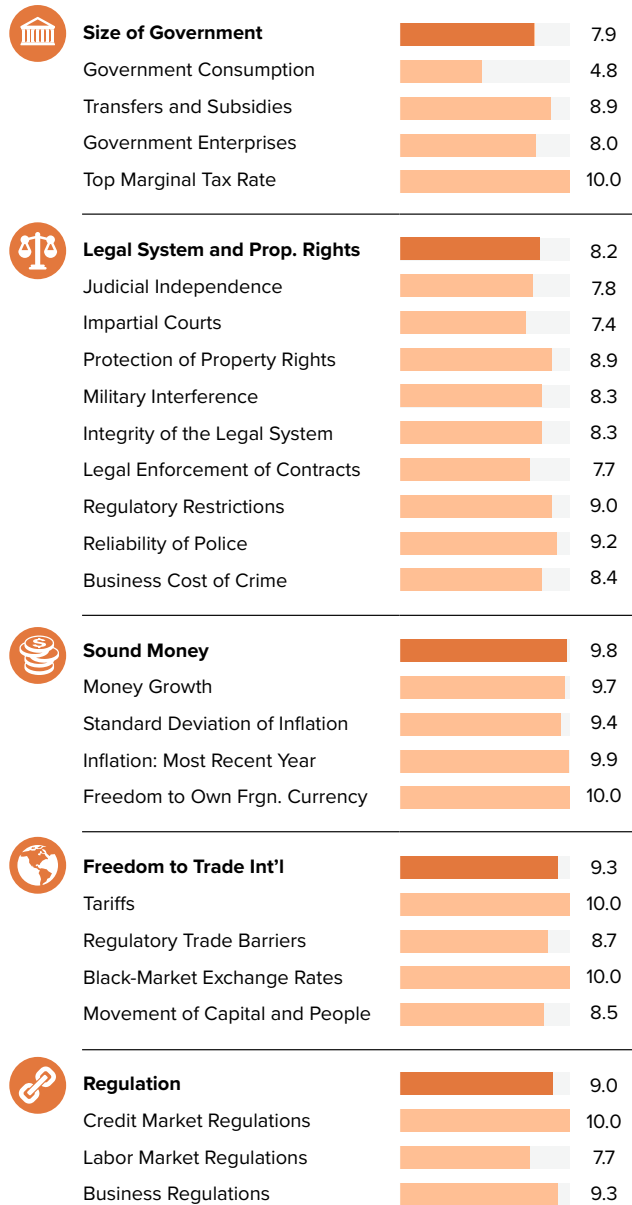
RANKING 25/162



Score 0–10

PERSONAL FREEDOM 7.48

ECONOMIC FREEDOM 8.84

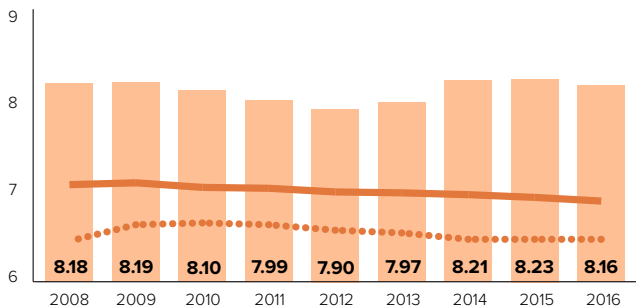
HUMAN FREEDOM 8.16**PERSONAL FREEDOM**Ranking
62/162**ECONOMIC FREEDOM**Ranking
2/162

SINGAPORE | SOUTH ASIA

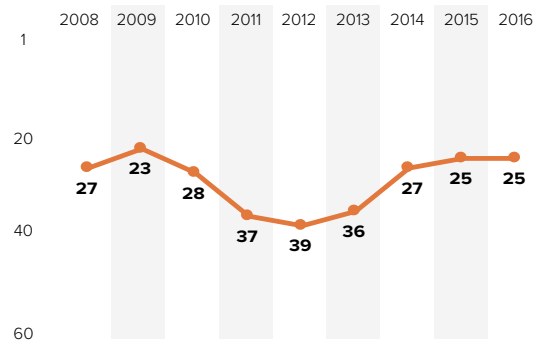
	2008	2009	2010	2011	2012	2013	2014	2015	2016
HUMAN FREEDOM	8.18	8.19	8.10	7.99	7.90	7.97	8.21	8.23	8.16
ECONOMIC FREEDOM	8.92	8.77	8.76	8.76	8.64	8.64	8.84	8.84	8.84
PERSONAL FREEDOM	7.44	7.62	7.45	7.21	7.16	7.30	7.59	7.61	7.48
Rule of Law	8.3	8.3	8.3	8.3	8.1	8.1	8.0	8.0	7.7
Procedural Justice	8.3	8.3	8.3	8.3	8.1	8.1	7.4	7.4	6.9
Civil Justice	7.9	7.9	7.9	7.9	7.7	7.7	8.4	8.5	8.1
Criminal Justice	8.7	8.7	8.7	8.7	8.5	8.5	8.2	8.3	8.0
Security and Safety	9.9	9.9	10.0	9.1	9.1	9.4	9.4	9.4	9.4
Homicide	9.8	9.8	9.9	9.9	9.9	9.9	9.9	9.9	9.9
Disappearance, Conflict, Terrorism	10.0	10.0	10.0	10.0	10.0	10.0	10.0	10.0	10.0
Women Security, Safety	10.0	10.0	10.0	7.5	7.5	8.3	8.3	8.3	8.3
Movement	6.7	6.7	6.7	6.7	6.7	6.7	8.3	8.3	8.3
Freedom of Domestic Movement	5.0	5.0	5.0	5.0	5.0	5.0	10.0	10.0	10.0
Freedom of Foreign Movement	5.0	5.0	5.0	5.0	5.0	5.0	5.0	5.0	5.0
Women's Freedom of Movement	10.0	10.0	10.0	10.0	10.0	10.0	10.0	10.0	10.0
Religious Freedom	5.1	5.2	4.8	5.1	5.1	5.5	5.5	6.0	6.1
Freedom to Establish Religious Org.	4.2	4.2	4.2	5.0	5.0	5.0	5.0	5.0	5.0
Harassment and Physical Hostilities	7.8	7.8	7.1	7.2	7.3	7.5	7.4	8.9	8.6
Legal and Regulatory Restrictions	3.2	3.6	3.1	3.1	3.1	3.9	4.2	4.2	4.8
Assoc., Assembly and Civil Society	4.3	4.3	4.3	3.0	3.0	2.5	3.5	3.5	3.5
Freedom of Association	5.0	5.0	5.0	2.5	2.5	2.5	5.0	5.0	5.0
Assembly and Demonstration	2.5	2.5	2.5	0.0	0.0	0.0	2.5	2.5	2.5
Est. & Operate Political Parties	4.2	4.2	4.2	5.0	5.0	5.0	2.5	2.5	2.5
Est. & Operate Professional Organizations	5.4	5.4	5.4	2.5	2.5	2.5	2.5	2.5	2.5
Est. & Operate Edu., Sporting and Cultural	4.2	4.2	4.2	5.0	5.0	5.0	5.0	5.0	5.0
Expression and Information	5.4	7.0	5.7	6.3	6.3	6.3	6.6	6.6	6.1
Press Killed	10.0	10.0	10.0	10.0	10.0	10.0	10.0	10.0	10.0
Press Jailed	7.9	10.0	10.0	10.0	10.0	10.0	10.0	10.0	6.4
Laws and Reg. That Influence Media	2.0	7.7	2.0	2.0	2.0	2.0	2.0	2.0	2.0
Political Pressure, Control Media	4.3	7.8	4.3	4.5	4.5	4.5	4.5	4.5	4.5
Access to Cable and Satellite	6.7	6.7	6.7	5.0	5.0	5.0	7.5	7.5	7.5
Freedom of Access to Frgn. Info.	3.3	3.3	3.3	7.5	7.5	7.5	7.5	7.5	7.5
State Control over Internet Access	3.3	3.3	3.3	5.0	5.0	5.0	5.0	5.0	5.0
Identity and Relationships	7.5	7.5	7.5	7.5	7.5	8.3	8.3	8.0	8.0
Legal Gender	-	-	-	-	-	-	-	7.0	7.0
Parental Rights	10.0	10.0	10.0	10.0	10.0	10.0	10.0	10.0	10.0
Same-Sex Relationships	5.0	5.0	5.0	5.0	5.0	5.0	5.0	5.0	5.0
Divorce	-	-	-	-	-	10.0	10.0	10.0	10.0

Human Freedom Score over Time

— World Avg. ··· Regional Avg.



Human Freedom Ranking over Time



SLOVAK REPUBLIC

EASTERN EUROPE

RANKING 36/162



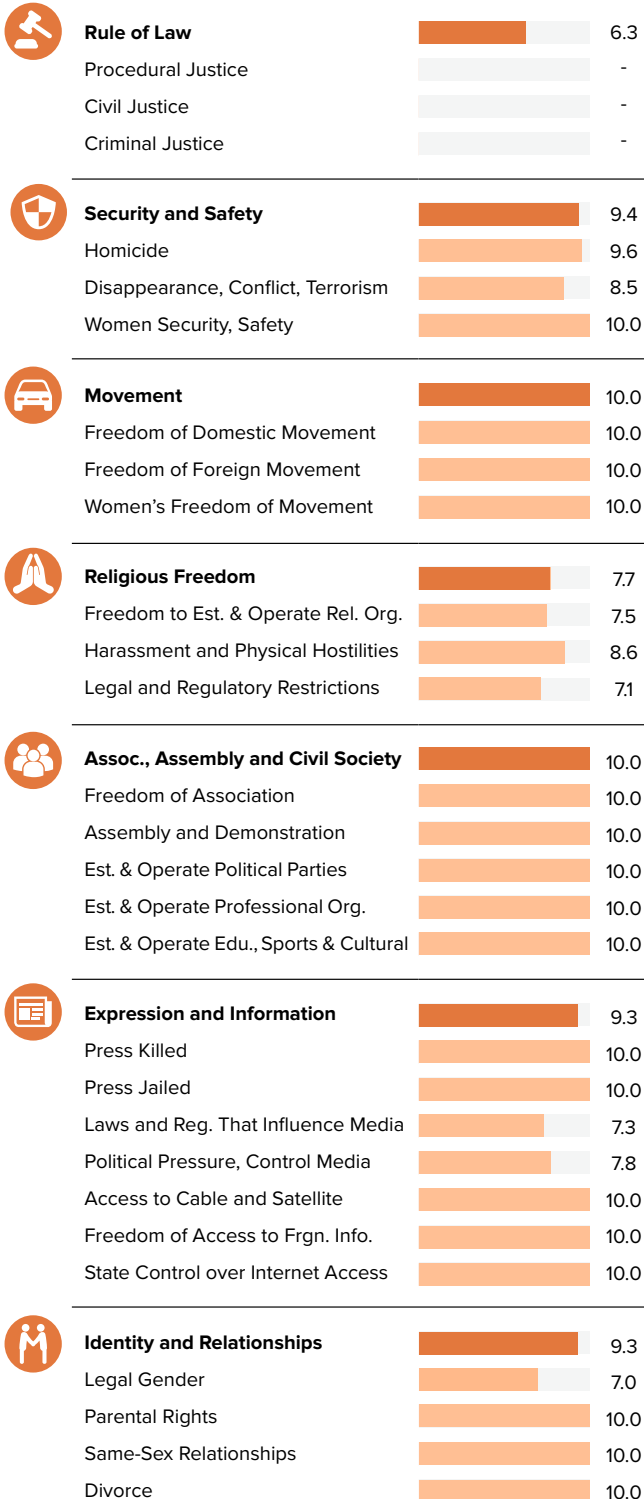
Score 0–10

PERSONAL FREEDOM 8.54

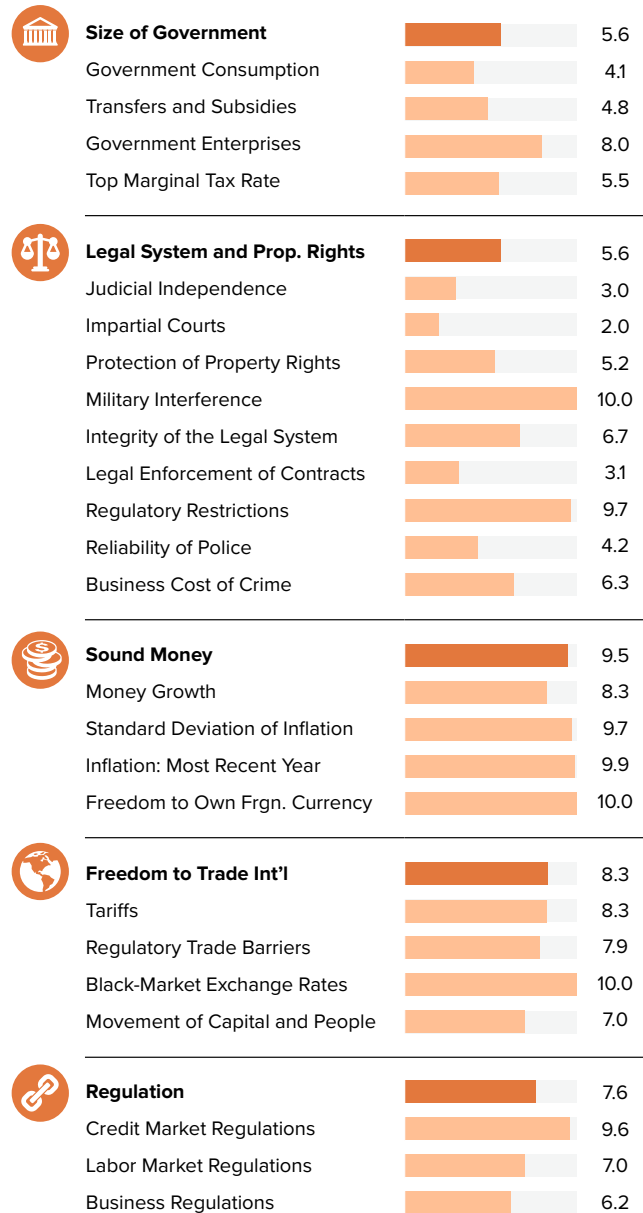
ECONOMIC FREEDOM 7.30

HUMAN FREEDOM 7.92








PERSONAL FREEDOM

Ranking
33/162

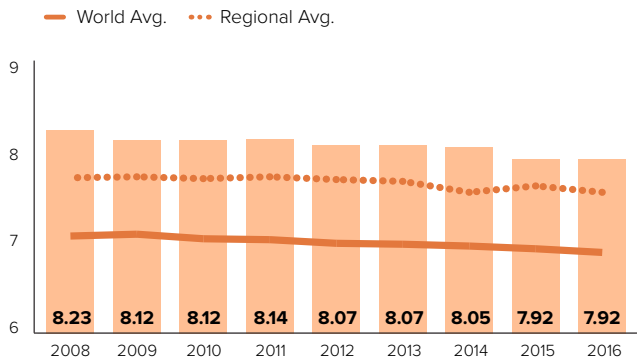
ECONOMIC FREEDOM

Ranking
53/162

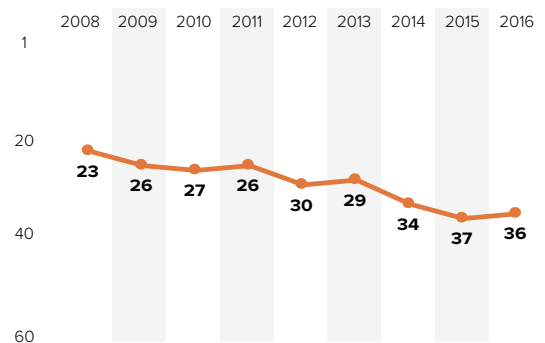
SLOVAK REPUBLIC | EASTERN EUROPE

	2008	2009	2010	2011	2012	2013	2014	2015	2016
HUMAN FREEDOM	8.23	8.12	8.12	8.14	8.07	8.07	8.05	7.92	7.92
ECONOMIC FREEDOM	7.60	7.42	7.47	7.48	7.38	7.38	7.44	7.24	7.30
PERSONAL FREEDOM	8.87	8.82	8.78	8.80	8.76	8.76	8.66	8.60	8.54
 Rule of Law	6.3	6.3	6.3	6.3	5.9	5.9	5.9	6.0	6.3
Procedural Justice	-	-	-	-	-	-	-	-	-
Civil Justice	-	-	-	-	-	-	-	-	-
Criminal Justice	-	-	-	-	-	-	-	-	-
 Security and Safety	9.8	9.8	9.6	9.6	9.7	9.7	9.7	9.7	9.4
Homicide	9.4	9.4	9.4	9.3	9.5	9.5	9.5	9.7	9.6
Disappearance, Conflict, Terrorism	10.0	10.0	9.5	9.5	9.5	9.5	9.5	9.5	8.5
Women Security, Safety	10.0	10.0	10.0	10.0	10.0	10.0	10.0	10.0	10.0
 Movement	10.0	10.0	10.0	10.0	10.0	10.0	10.0	10.0	10.0
Freedom of Domestic Movement	10.0	10.0	10.0	10.0	10.0	10.0	10.0	10.0	10.0
Freedom of Foreign Movement	10.0	10.0	10.0	10.0	10.0	10.0	10.0	10.0	10.0
Women's Freedom of Movement	10.0	10.0	10.0	10.0	10.0	10.0	10.0	10.0	10.0
 Religious Freedom	9.8	9.3	9.2	8.8	9.2	9.3	8.4	8.1	7.7
Freedom to Establish Religious Org.	10.0	10.0	10.0	10.0	10.0	10.0	7.5	7.5	7.5
Harassment and Physical Hostilities	10.0	9.7	9.6	8.6	9.0	9.2	9.5	8.9	8.6
Legal and Regulatory Restrictions	9.4	8.3	8.2	7.9	8.7	8.7	8.3	8.0	7.1
 Assoc., Assembly and Civil Society	9.3	9.3	9.3	10.0	10.0	10.0	10.0	10.0	10.0
Freedom of Association	10.0	10.0	10.0	10.0	10.0	10.0	10.0	10.0	10.0
Assembly and Demonstration	10.0	10.0	10.0	10.0	10.0	10.0	10.0	10.0	10.0
Est. & Operate Political Parties	10.0	10.0	10.0	10.0	10.0	10.0	10.0	10.0	10.0
Est. & Operate Professional Organizations	8.3	8.3	8.3	10.0	10.0	10.0	10.0	10.0	10.0
Est. & Operate Edu., Sporting and Cultural	8.3	8.3	8.3	10.0	10.0	10.0	10.0	10.0	10.0
 Expression and Information	9.3	9.3	9.4	9.4	9.4	9.3	9.3	9.3	9.3
Press Killed	10.0	10.0	10.0	10.0	10.0	10.0	10.0	10.0	10.0
Press Jailed	10.0	10.0	10.0	10.0	10.0	10.0	10.0	10.0	10.0
Laws and Reg. That Influence Media	7.7	7.3	8.0	8.3	8.0	7.7	7.7	7.7	7.3
Political Pressure, Control Media	7.8	7.5	7.8	7.8	7.8	7.8	7.8	7.8	7.8
Access to Cable and Satellite	10.0	10.0	10.0	10.0	10.0	10.0	10.0	10.0	10.0
Freedom of Access to Frgn. Info.	10.0	10.0	10.0	10.0	10.0	10.0	10.0	10.0	10.0
State Control over Internet Access	10.0	10.0	10.0	10.0	10.0	10.0	10.0	10.0	10.0
 Identity and Relationships	10.0	10.0	10.0	10.0	10.0	10.0	10.0	9.3	9.3
Legal Gender	-	-	-	-	-	-	-	7.0	7.0
Parental Rights	10.0	10.0	10.0	10.0	10.0	10.0	10.0	10.0	10.0
Same-Sex Relationships	10.0	10.0	10.0	10.0	10.0	10.0	10.0	10.0	10.0
Divorce	-	-	-	-	-	10.0	10.0	10.0	10.0

Human Freedom Score over Time



Human Freedom Ranking over Time



SLOVENIA

EASTERN EUROPE

RANKING 35/162



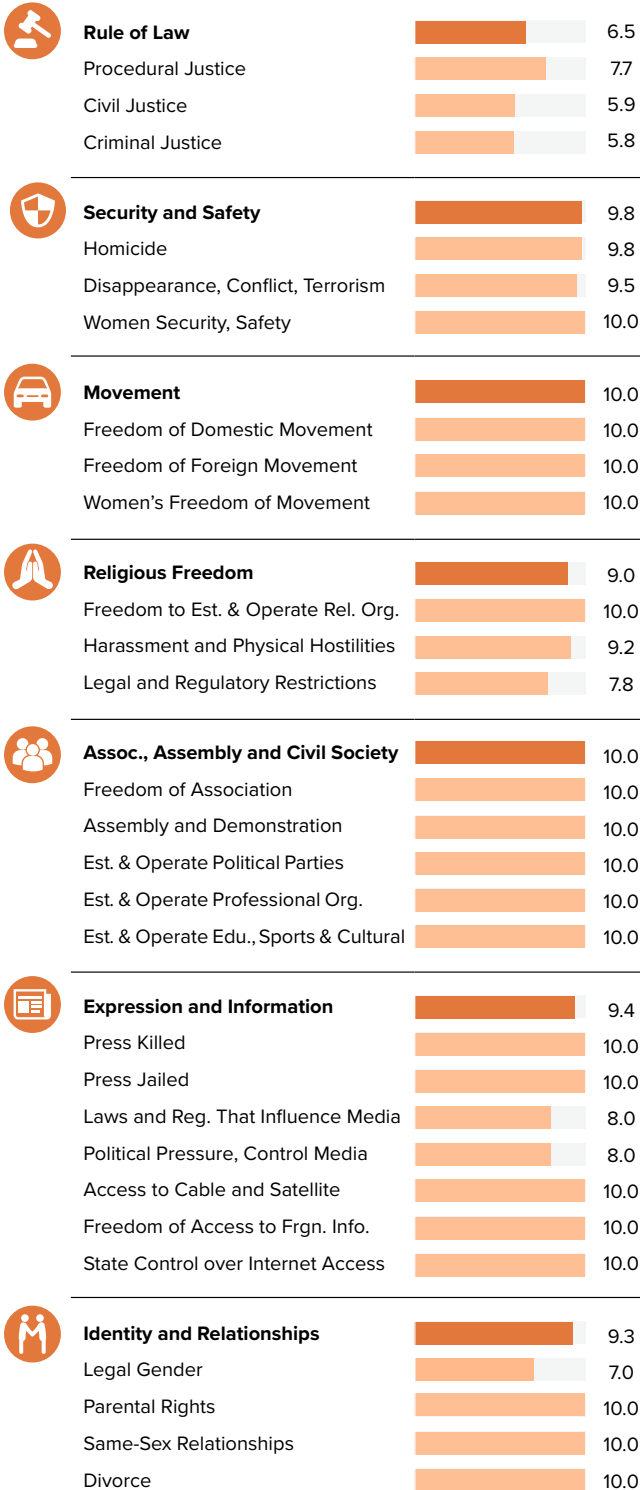
Score 0–10

PERSONAL FREEDOM 8.82

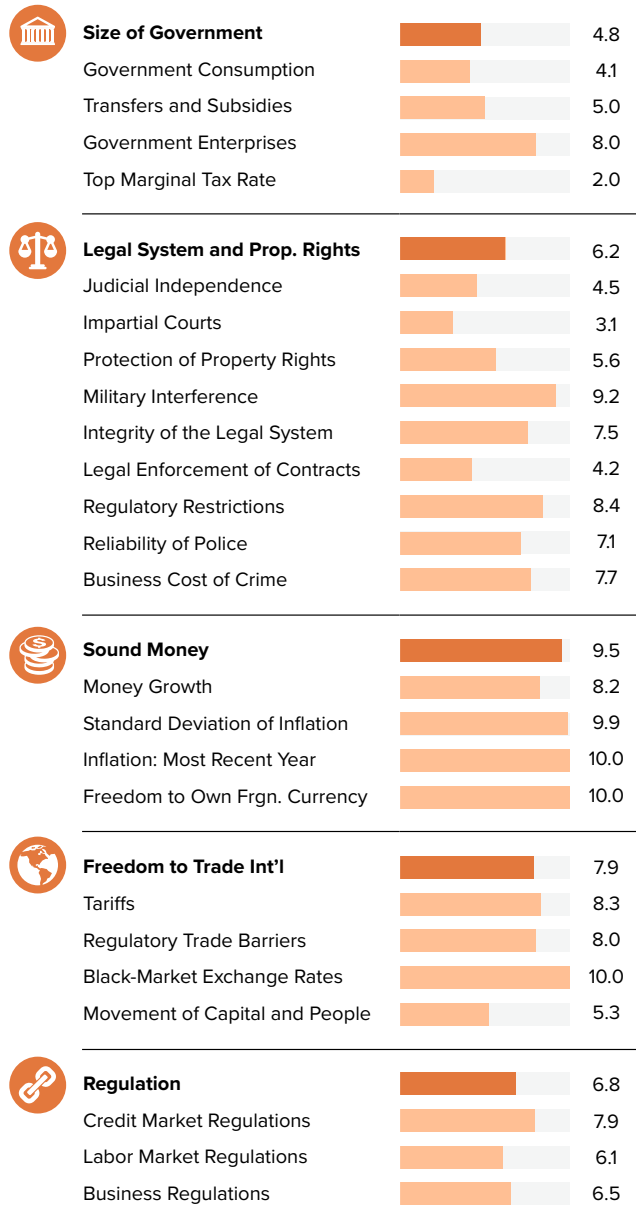
ECONOMIC FREEDOM 7.05

HUMAN FREEDOM 7.94








PERSONAL FREEDOM

Ranking
23/162

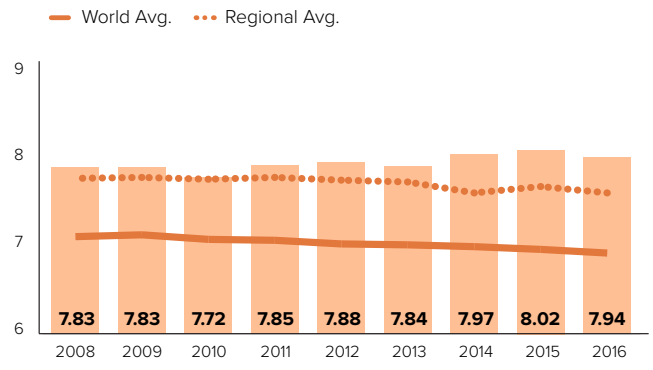
ECONOMIC FREEDOM

Ranking
71/162

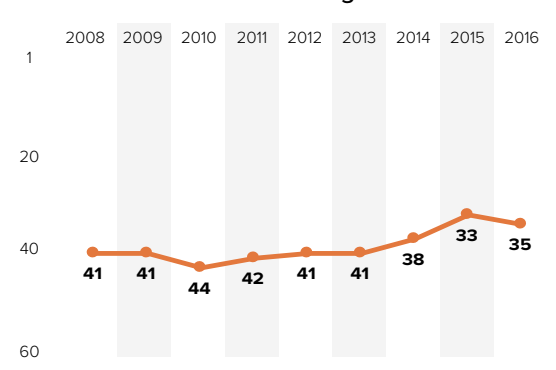
SLOVENIA | EASTERN EUROPE

	2008	2009	2010	2011	2012	2013	2014	2015	2016
HUMAN FREEDOM	7.83	7.83	7.72	7.85	7.88	7.84	7.97	8.02	7.94
ECONOMIC FREEDOM	7.01	7.02	6.82	6.83	6.84	6.75	7.01	7.08	7.05
PERSONAL FREEDOM	8.64	8.63	8.62	8.87	8.91	8.92	8.94	8.96	8.82
 Rule of Law	6.7	6.7	6.7	6.7	6.8	6.8	6.9	7.0	6.5
Procedural Justice	8.2	8.2	8.2	8.2	8.4	8.4	8.0	8.0	7.7
Civil Justice	6.0	6.0	6.0	6.0	6.1	6.1	6.4	6.4	5.9
Criminal Justice	5.9	5.9	5.9	5.9	5.8	5.8	6.3	6.6	5.8
 Security and Safety	9.8	9.7	9.7	9.7	9.7	9.8	9.7	9.7	9.8
Homicide	9.8	9.7	9.7	9.7	9.7	9.8	9.7	9.6	9.8
Disappearance, Conflict, Terrorism	9.5	9.5	9.5	9.5	9.5	9.5	9.5	9.5	9.5
Women Security, Safety	10.0	10.0	10.0	10.0	10.0	10.0	10.0	10.0	10.0
 Movement	10.0	10.0	10.0	10.0	10.0	10.0	10.0	10.0	10.0
Freedom of Domestic Movement	10.0	10.0	10.0	10.0	10.0	10.0	10.0	10.0	10.0
Freedom of Foreign Movement	10.0	10.0	10.0	10.0	10.0	10.0	10.0	10.0	10.0
Women's Freedom of Movement	10.0	10.0	10.0	10.0	10.0	10.0	10.0	10.0	10.0
 Religious Freedom	7.2	7.2	7.1	8.4	8.5	8.6	8.5	9.1	9.0
Freedom to Establish Religious Org.	6.7	6.7	6.7	10.0	10.0	10.0	10.0	10.0	10.0
Harassment and Physical Hostilities	8.3	8.7	8.4	8.5	8.7	8.7	8.9	9.8	9.2
Legal and Regulatory Restrictions	6.6	6.1	6.3	6.6	6.9	7.0	6.5	7.5	7.8
 Assoc., Assembly and Civil Society	8.8	8.8	8.8	10.0	10.0	10.0	10.0	10.0	10.0
Freedom of Association	10.0	10.0	10.0	10.0	10.0	10.0	10.0	10.0	10.0
Assembly and Demonstration	10.0	10.0	10.0	10.0	10.0	10.0	10.0	10.0	10.0
Est. & Operate Political Parties	8.3	8.3	8.3	10.0	10.0	10.0	10.0	10.0	10.0
Est. & Operate Professional Organizations	7.1	7.1	7.1	10.0	10.0	10.0	10.0	10.0	10.0
Est. & Operate Edu., Sporting and Cultural	8.3	8.3	8.3	10.0	10.0	10.0	10.0	10.0	10.0
 Expression and Information	9.3	9.3	9.3	9.3	9.3	9.3	9.3	9.4	9.4
Press Killed	10.0	10.0	10.0	10.0	10.0	10.0	10.0	10.0	10.0
Press Jailed	10.0	10.0	10.0	10.0	10.0	10.0	10.0	10.0	10.0
Laws and Reg. That Influence Media	7.7	8.3	7.3	7.3	8.0	8.0	7.7	8.0	8.0
Political Pressure, Control Media	7.5	6.8	7.5	7.5	7.3	7.3	7.5	8.0	8.0
Access to Cable and Satellite	10.0	10.0	10.0	10.0	10.0	10.0	10.0	10.0	10.0
Freedom of Access to Frgn. Info.	10.0	10.0	10.0	10.0	10.0	10.0	10.0	10.0	10.0
State Control over Internet Access	10.0	10.0	10.0	10.0	10.0	10.0	10.0	10.0	10.0
 Identity and Relationships	10.0	10.0	10.0	10.0	10.0	10.0	10.0	9.3	9.3
Legal Gender	-	-	-	-	-	-	-	7.0	7.0
Parental Rights	10.0	10.0	10.0	10.0	10.0	10.0	10.0	10.0	10.0
Same-Sex Relationships	10.0	10.0	10.0	10.0	10.0	10.0	10.0	10.0	10.0
Divorce	-	-	-	-	-	10.0	10.0	10.0	10.0

Human Freedom Score over Time



Human Freedom Ranking over Time



SOUTH AFRICA

SUB-SAHARAN AFRICA

RANKING 63/162



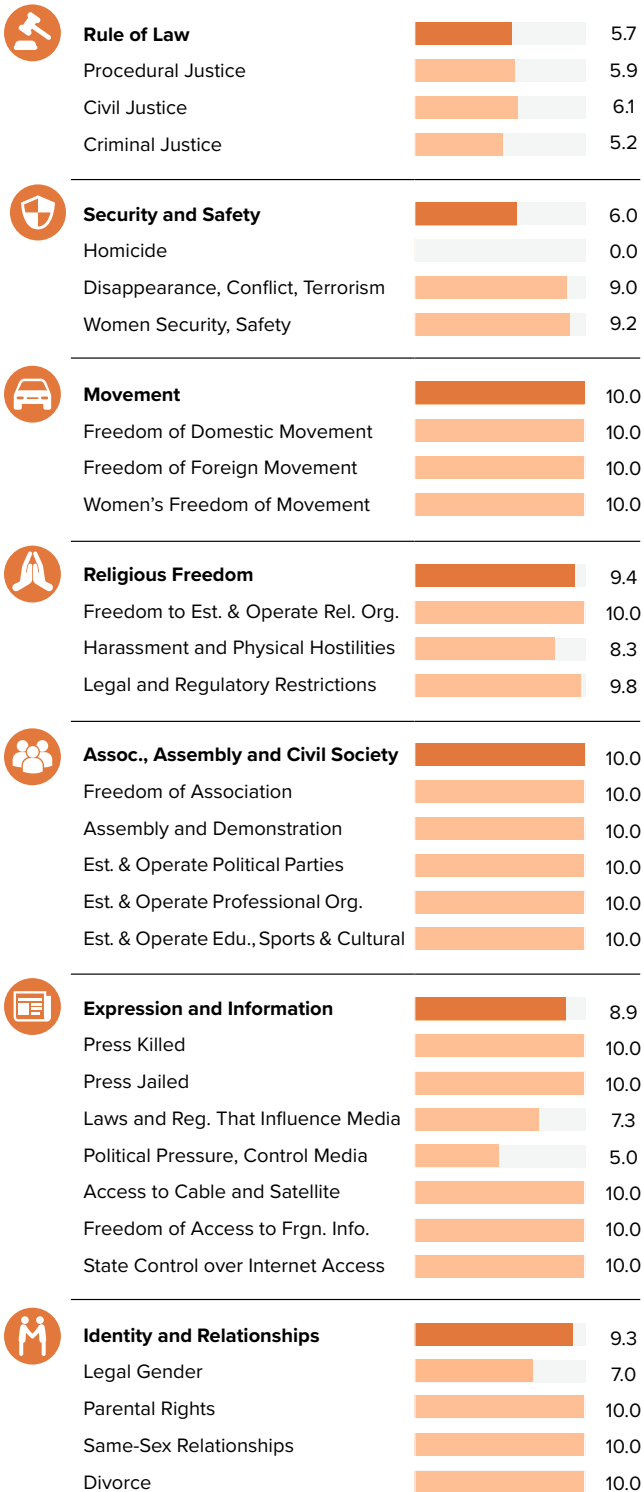
Score 0–10

PERSONAL FREEDOM 7.70

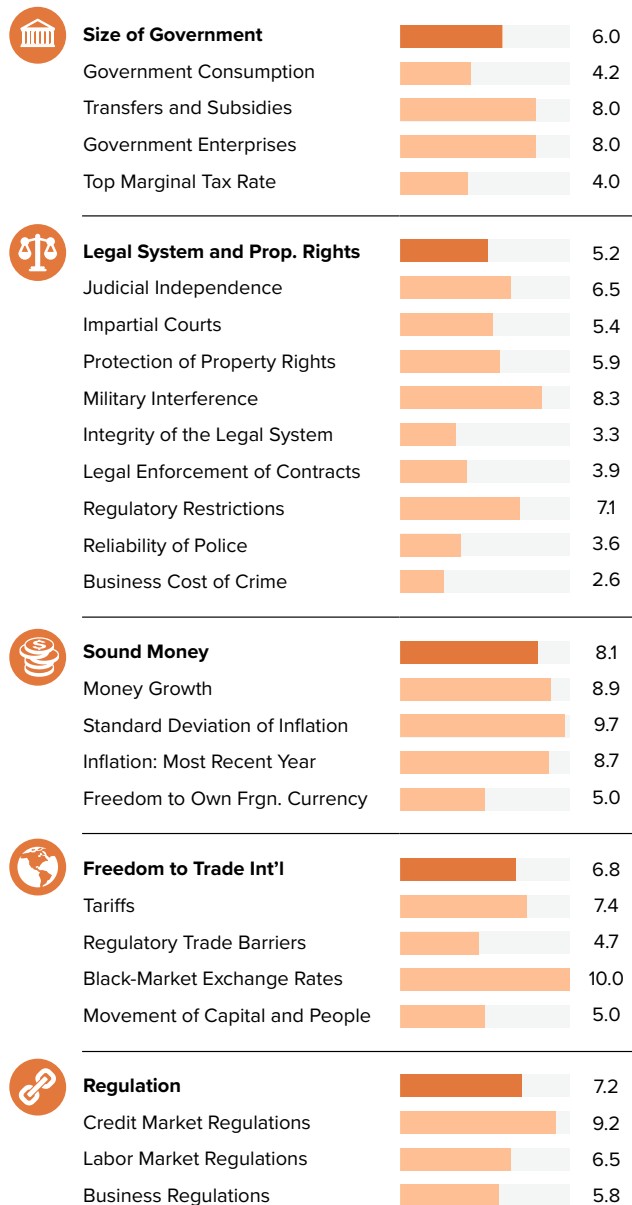
ECONOMIC FREEDOM 6.65

HUMAN FREEDOM 7.17








PERSONAL FREEDOM

Ranking
55/162

ECONOMIC FREEDOM

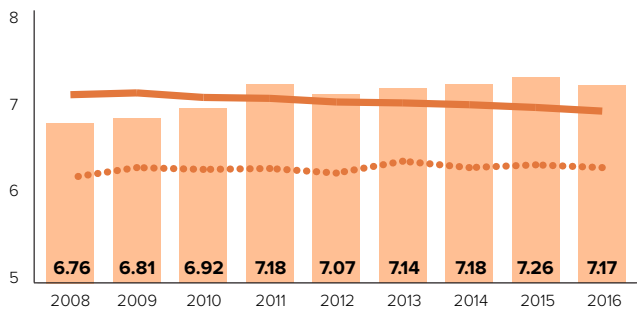
Ranking
94/162

SOUTH AFRICA | SUB-SAHARAN AFRICA

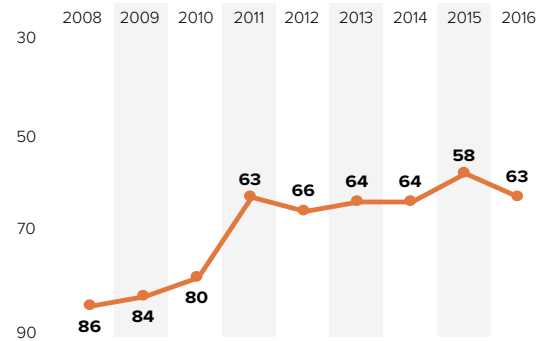
	2008	2009	2010	2011	2012	2013	2014	2015	2016
HUMAN FREEDOM	6.76	6.81	6.92	7.18	7.07	7.14	7.18	7.26	7.17
ECONOMIC FREEDOM	6.72	6.82	7.05	7.12	6.98	7.08	6.87	6.84	6.65
PERSONAL FREEDOM	6.80	6.81	6.80	7.24	7.16	7.20	7.50	7.67	7.70
 Rule of Law	5.4	5.4	5.4	5.4	5.1	5.1	5.4	5.7	5.7
Procedural Justice	5.9	5.9	5.9	5.9	5.4	5.4	5.6	5.7	5.9
Civil Justice	5.5	5.5	5.5	5.5	5.3	5.3	5.6	6.1	6.1
Criminal Justice	4.9	4.9	4.9	4.9	4.5	4.5	5.0	5.2	5.2
 Security and Safety	5.1	5.1	5.1	5.8	5.8	5.6	5.9	6.0	6.0
Homicide	0.0	0.0	0.0	0.0	0.0	0.0	0.0	0.0	0.0
Disappearance, Conflict, Terrorism	8.5	8.5	8.5	7.5	7.5	7.5	8.5	9.0	9.0
Women Security, Safety	6.7	6.7	6.7	10.0	10.0	9.2	9.2	9.2	9.2
 Movement	8.3	8.3	8.3	10.0	10.0	10.0	10.0	10.0	10.0
Freedom of Domestic Movement	10.0	10.0	10.0	10.0	10.0	10.0	10.0	10.0	10.0
Freedom of Foreign Movement	10.0	10.0	10.0	10.0	10.0	10.0	10.0	10.0	10.0
Women's Freedom of Movement	5.0	5.0	5.0	10.0	10.0	10.0	10.0	10.0	10.0
 Religious Freedom	8.0	8.0	8.0	7.7	7.7	7.6	8.1	9.2	9.4
Freedom to Establish Religious Org.	8.8	8.8	8.8	8.8	8.8	8.8	10.0	10.0	10.0
Harassment and Physical Hostilities	9.2	9.0	8.8	8.3	8.5	8.4	8.7	8.3	8.3
Legal and Regulatory Restrictions	6.1	6.4	6.5	6.0	5.9	5.7	5.7	9.5	9.8
 Assoc., Assembly and Civil Society	8.9	8.9	8.9	8.0	8.0	9.2	10.0	10.0	10.0
Freedom of Association	10.0	10.0	10.0	10.0	10.0	10.0	10.0	10.0	10.0
Assembly and Demonstration	10.0	10.0	10.0	10.0	10.0	10.0	10.0	10.0	10.0
Est. & Operate Political Parties	8.8	8.8	8.8	7.5	7.5	7.5	10.0	10.0	10.0
Est. & Operate Professional Organizations	7.1	7.1	7.1	5.0	5.0	5.0	10.0	10.0	10.0
Est. & Operate Edu., Sporting and Cultural	8.8	8.8	8.8	7.5	7.5	7.5	10.0	10.0	10.0
 Expression and Information	9.1	9.1	9.1	8.7	8.6	8.7	8.7	9.0	8.9
Press Killed	10.0	10.0	10.0	10.0	10.0	10.0	8.2	10.0	10.0
Press Jailed	10.0	10.0	10.0	10.0	10.0	10.0	10.0	10.0	10.0
Laws and Reg. That Influence Media	7.0	7.0	7.0	6.7	6.7	7.0	6.7	7.0	7.3
Political Pressure, Control Media	7.0	7.0	6.5	6.5	6.3	6.5	5.8	5.8	5.0
Access to Cable and Satellite	10.0	10.0	10.0	10.0	10.0	10.0	10.0	10.0	10.0
Freedom of Access to Frgn. Info.	10.0	10.0	10.0	10.0	10.0	10.0	10.0	10.0	10.0
State Control over Internet Access	10.0	10.0	10.0	7.5	7.5	7.5	10.0	10.0	10.0
 Identity and Relationships	7.5	7.5	7.5	10.0	10.0	10.0	10.0	9.3	9.3
Legal Gender	-	-	-	-	-	-	-	7.0	7.0
Parental Rights	5.0	5.0	5.0	10.0	10.0	10.0	10.0	10.0	10.0
Same-Sex Relationships	10.0	10.0	10.0	10.0	10.0	10.0	10.0	10.0	10.0
Divorce	-	-	-	-	-	10.0	10.0	10.0	10.0

Human Freedom Score over Time

— World Avg. ··· Regional Avg.



Human Freedom Ranking over Time



SPAIN

WESTERN EUROPE

RANKING 25/162

Score 0–10

PERSONAL FREEDOM 8.76








ECONOMIC FREEDOM 7.56

HUMAN FREEDOM 8.16

PERSONAL FREEDOM		Ranking 27/162
	Rule of Law	7.0
	Procedural Justice	8.1
	Civil Justice	6.6
	Criminal Justice	6.4
	Security and Safety	9.6
	Homicide	9.7
	Disappearance, Conflict, Terrorism	10.0
	Women Security, Safety	9.2
	Movement	10.0
	Freedom of Domestic Movement	10.0
	Freedom of Foreign Movement	10.0
	Women's Freedom of Movement	10.0
	Religious Freedom	8.0
	Freedom to Est. & Operate Rel. Org.	10.0
	Harassment and Physical Hostilities	7.7
	Legal and Regulatory Restrictions	6.3
	Assoc., Assembly and Civil Society	9.5
	Freedom of Association	10.0
	Assembly and Demonstration	7.5
	Est. & Operate Political Parties	10.0
	Est. & Operate Professional Org.	10.0
	Est. & Operate Edu., Sports & Cultural	10.0
	Expression and Information	9.2
	Press Killed	10.0
	Press Jailed	10.0
	Laws and Reg. That Influence Media	8.0
	Political Pressure, Control Media	6.5
	Access to Cable and Satellite	10.0
	Freedom of Access to Frgn. Info.	10.0
	State Control over Internet Access	10.0
	Identity and Relationships	9.3
	Legal Gender	7.0
	Parental Rights	10.0
	Same-Sex Relationships	10.0
	Divorce	10.0

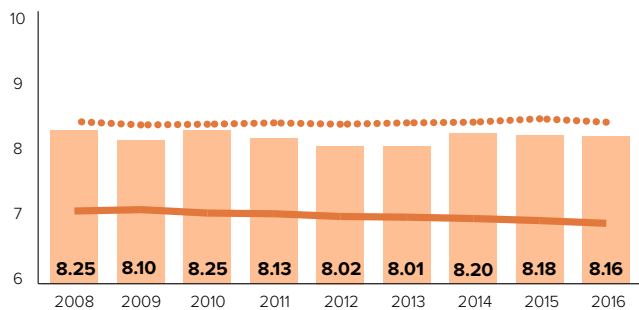
ECONOMIC FREEDOM		Ranking 30/162
	Size of Government	6.0
	Government Consumption	4.5
	Transfers and Subsidies	4.6
	Government Enterprises	10.0
	Top Marginal Tax Rate	5.0
	Legal System and Prop. Rights	6.8
	Judicial Independence	5.3
	Impartial Courts	3.9
	Protection of Property Rights	6.1
	Military Interference	8.3
	Integrity of the Legal System	8.3
	Legal Enforcement of Contracts	5.6
	Regulatory Restrictions	7.8
	Reliability of Police	8.7
	Business Cost of Crime	7.2
	Sound Money	9.5
	Money Growth	8.2
	Standard Deviation of Inflation	9.8
	Inflation: Most Recent Year	10.0
	Freedom to Own Frgn. Currency	10.0
	Freedom to Trade Int'l	8.1
	Tariffs	8.3
	Regulatory Trade Barriers	8.1
	Black-Market Exchange Rates	10.0
	Movement of Capital and People	5.9
	Regulation	7.4
	Credit Market Regulations	9.3
	Labor Market Regulations	6.2
	Business Regulations	6.8

SPAIN | WESTERN EUROPE

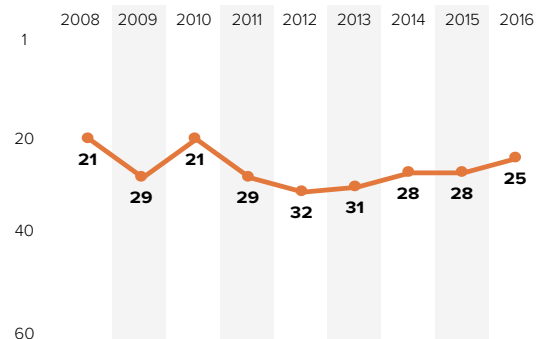
	2008	2009	2010	2011	2012	2013	2014	2015	2016
HUMAN FREEDOM	8.25	8.10	8.25	8.13	8.02	8.01	8.20	8.18	8.16
ECONOMIC FREEDOM	7.37	7.27	7.32	7.45	7.35	7.35	7.45	7.53	7.56
PERSONAL FREEDOM	9.12	8.93	9.17	8.80	8.68	8.66	8.94	8.82	8.76
 Rule of Law	7.3	7.3	7.3	7.3	6.9	6.9	6.9	7.0	7.0
Procedural Justice	8.5	8.5	8.5	8.5	8.3	8.3	8.2	8.1	8.1
Civil Justice	6.5	6.5	6.5	6.5	6.2	6.2	6.4	6.5	6.6
Criminal Justice	6.9	6.9	6.9	6.9	6.2	6.2	6.2	6.3	6.4
 Security and Safety	9.6	9.0	9.8	9.2	9.2	9.0	9.6	9.6	9.6
Homicide	9.6	9.6	9.7	9.7	9.7	9.7	9.7	9.7	9.7
Disappearance, Conflict, Terrorism	9.4	7.5	10.0	8.0	8.0	8.0	10.0	10.0	10.0
Women Security, Safety	9.8	9.8	9.8	9.8	9.8	9.2	9.2	9.2	9.2
 Movement	10.0	10.0	10.0	10.0	10.0	10.0	10.0	10.0	10.0
Freedom of Domestic Movement	10.0	10.0	10.0	10.0	10.0	10.0	10.0	10.0	10.0
Freedom of Foreign Movement	10.0	10.0	10.0	10.0	10.0	10.0	10.0	10.0	10.0
Women's Freedom of Movement	10.0	10.0	10.0	10.0	10.0	10.0	10.0	10.0	10.0
 Religious Freedom	9.6	9.4	9.6	8.6	8.5	8.5	9.4	8.8	8.0
Freedom to Establish Religious Org.	10.0	10.0	10.0	7.5	7.5	7.5	10.0	10.0	10.0
Harassment and Physical Hostilities	9.4	9.2	9.2	9.9	9.7	9.6	9.6	8.9	7.7
Legal and Regulatory Restrictions	9.5	8.9	9.4	8.5	8.4	8.5	8.5	7.4	6.3
 Assoc., Assembly and Civil Society	10.0	10.0	10.0	9.3	9.3	9.6	9.5	9.5	9.5
Freedom of Association	10.0	10.0	10.0	10.0	10.0	10.0	10.0	10.0	10.0
Assembly and Demonstration	10.0	10.0	10.0	10.0	10.0	10.0	7.5	7.5	7.5
Est. & Operate Political Parties	10.0	10.0	10.0	8.8	8.8	8.8	10.0	10.0	10.0
Est. & Operate Professional Organizations	10.0	10.0	10.0	8.8	8.8	8.8	10.0	10.0	10.0
Est. & Operate Edu., Sporting and Cultural	10.0	10.0	10.0	8.8	8.8	8.8	10.0	10.0	10.0
 Expression and Information	9.3	9.3	9.3	9.0	8.9	8.9	9.2	9.2	9.2
Press Killed	10.0	10.0	10.0	10.0	10.0	10.0	10.0	10.0	10.0
Press Jailed	10.0	10.0	10.0	10.0	10.0	10.0	10.0	10.0	10.0
Laws and Reg. That Influence Media	8.3	8.3	8.7	8.7	8.3	8.0	8.0	8.0	8.0
Political Pressure, Control Media	6.5	6.5	6.8	6.5	6.5	6.5	6.5	6.5	6.5
Access to Cable and Satellite	10.0	10.0	10.0	7.5	7.5	7.5	10.0	10.0	10.0
Freedom of Access to Frgn. Info.	10.0	10.0	10.0	10.0	10.0	10.0	10.0	10.0	10.0
State Control over Internet Access	10.0	10.0	10.0	10.0	10.0	10.0	10.0	10.0	10.0
 Identity and Relationships	10.0	10.0	10.0	10.0	10.0	10.0	10.0	9.3	9.3
Legal Gender	-	-	-	-	-	-	-	7.0	7.0
Parental Rights	10.0	10.0	10.0	10.0	10.0	10.0	10.0	10.0	10.0
Same-Sex Relationships	10.0	10.0	10.0	10.0	10.0	10.0	10.0	10.0	10.0
Divorce	-	-	-	-	-	10.0	10.0	10.0	10.0

Human Freedom Score over Time

— World Avg. ●●● Regional Avg.



Human Freedom Ranking over Time



SRI LANKA

SOUTH ASIA

RANKING 119/162



Score 0–10

PERSONAL FREEDOM 6.04
 ECONOMIC FREEDOM 6.49
HUMAN FREEDOM 6.27

PERSONAL FREEDOM

Ranking
121/162

	Rule of Law		4.5
	Procedural Justice		4.2
	Civil Justice		4.5
	Criminal Justice		4.8
	Security and Safety		8.4
	Homicide		9.0
	Disappearance, Conflict, Terrorism		8.0
	Women Security, Safety		8.3
	Movement		6.7
	Freedom of Domestic Movement		5.0
	Freedom of Foreign Movement		5.0
	Women's Freedom of Movement		10.0
	Religious Freedom		6.9
	Freedom to Est. & Operate Rel. Org.		7.5
	Harassment and Physical Hostilities		7.4
	Legal and Regulatory Restrictions		5.7
	Assoc., Assembly and Civil Society		5.5
	Freedom of Association		5.0
	Assembly and Demonstration		5.0
	Est. & Operate Political Parties		5.0
	Est. & Operate Professional Org.		5.0
	Est. & Operate Edu., Sports & Cultural		7.5
	Expression and Information		7.2
	Press Killed		10.0
	Press Jailed		10.0
	Laws and Reg. That Influence Media		4.3
	Political Pressure, Control Media		3.8
	Access to Cable and Satellite		7.5
	Freedom of Access to Frgn. Info.		7.5
	State Control over Internet Access		7.5
	Identity and Relationships		1.8
	Legal Gender		7.0
	Parental Rights		0.0
	Same-Sex Relationships		0.0
	Divorce		0.0

ECONOMIC FREEDOM

Ranking
106/162

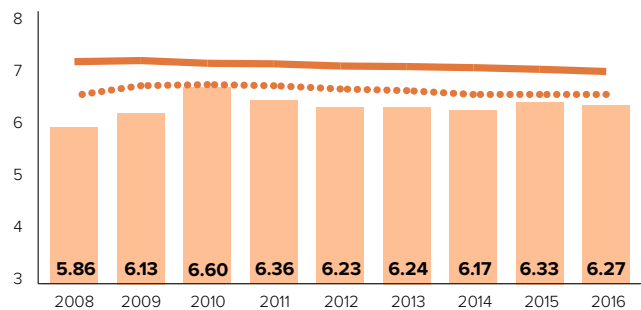
	Size of Government		8.3
	Government Consumption		8.5
	Transfers and Subsidies		9.1
	Government Enterprises		7.0
	Top Marginal Tax Rate		8.5
	Legal System and Prop. Rights		4.9
	Judicial Independence		4.9
	Impartial Courts		3.8
	Protection of Property Rights		5.2
	Military Interference		5.0
	Integrity of the Legal System		5.8
	Legal Enforcement of Contracts		3.6
	Regulatory Restrictions		7.4
	Reliability of Police		5.2
	Business Cost of Crime		5.9
	Sound Money		6.5
	Money Growth		8.0
	Standard Deviation of Inflation		8.7
	Inflation: Most Recent Year		9.2
	Freedom to Own Frgn. Currency		0.0
	Freedom to Trade Int'l		5.9
	Tariffs		5.9
	Regulatory Trade Barriers		5.9
	Black-Market Exchange Rates		10.0
	Movement of Capital and People		1.8
	Regulation		6.9
	Credit Market Regulations		7.6
	Labor Market Regulations		6.4
	Business Regulations		6.6

SRI LANKA | SOUTH ASIA

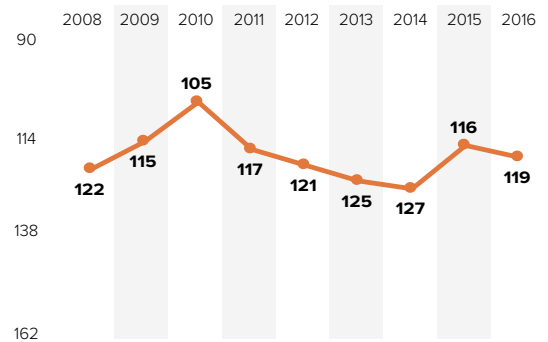
	2008	2009	2010	2011	2012	2013	2014	2015	2016
HUMAN FREEDOM	5.86	6.13	6.60	6.36	6.23	6.24	6.17	6.33	6.27
ECONOMIC FREEDOM	6.26	6.35	6.63	6.77	6.73	6.64	6.58	6.63	6.49
PERSONAL FREEDOM	5.46	5.91	6.57	5.95	5.72	5.83	5.75	6.04	6.04
Rule of Law	5.2	5.2	5.2	5.2	4.3	4.3	4.2	4.5	4.5
Procedural Justice	4.1	4.1	4.1	4.1	4.1	4.1	3.3	4.4	4.2
Civil Justice	5.2	5.2	5.2	5.2	4.1	4.1	4.7	4.2	4.5
Criminal Justice	6.2	6.2	6.2	6.2	4.9	4.9	4.5	4.9	4.8
Security and Safety	5.1	6.2	8.3	8.0	8.0	8.0	8.4	8.5	8.4
Homicide	6.0	7.8	8.5	8.6	8.7	8.8	8.9	9.1	9.0
Disappearance, Conflict, Terrorism	1.1	2.5	8.0	7.0	7.0	7.0	7.9	8.0	8.0
Women Security, Safety	8.3	8.3	8.3	8.3	8.3	8.3	8.3	8.3	8.3
Movement	3.3	5.0	5.0	5.0	5.0	6.7	6.7	6.7	6.7
Freedom of Domestic Movement	0.0	5.0	0.0	5.0	5.0	5.0	5.0	5.0	5.0
Freedom of Foreign Movement	0.0	0.0	5.0	5.0	5.0	5.0	5.0	5.0	5.0
Women's Freedom of Movement	10.0	10.0	10.0	5.0	5.0	10.0	10.0	10.0	10.0
Religious Freedom	9.0	9.1	9.0	6.0	5.8	6.7	7.3	6.9	6.9
Freedom to Establish Religious Org.	8.3	8.3	8.3	6.3	6.3	6.3	7.5	7.5	7.5
Harassment and Physical Hostilities	9.8	9.9	10.0	7.5	6.5	7.6	8.1	7.0	7.4
Legal and Regulatory Restrictions	8.8	9.1	8.5	4.3	4.6	6.2	6.5	6.2	5.7
Assoc., Assembly and Civil Society	7.8	7.8	7.8	7.3	7.3	7.1	5.5	5.5	5.5
Freedom of Association	7.5	7.5	7.5	7.5	7.5	7.5	5.0	5.0	5.0
Assembly and Demonstration	7.5	7.5	7.5	7.5	7.5	7.5	5.0	5.0	5.0
Est. & Operate Political Parties	7.1	7.1	7.1	8.8	8.8	8.8	5.0	5.0	5.0
Est. & Operate Professional Organizations	8.3	8.3	8.3	6.3	6.3	6.3	5.0	5.0	5.0
Est. & Operate Edu., Sporting and Cultural	8.3	8.3	8.3	6.3	6.3	6.3	7.5	7.5	7.5
Expression and Information	6.2	6.3	7.8	7.1	7.0	7.0	6.7	7.1	7.2
Press Killed	0.0	0.0	10.0	10.0	10.0	10.0	10.0	10.0	10.0
Press Jailed	8.5	9.5	10.0	10.0	10.0	10.0	10.0	10.0	10.0
Laws and Reg. That Influence Media	3.0	2.3	2.3	2.3	2.3	2.3	2.3	3.7	4.3
Political Pressure, Control Media	2.0	2.0	2.5	2.3	2.0	1.8	1.8	3.5	3.8
Access to Cable and Satellite	10.0	10.0	10.0	10.0	10.0	10.0	7.5	7.5	7.5
Freedom of Access to Frgn. Info.	10.0	10.0	10.0	7.5	7.5	7.5	7.5	7.5	7.5
State Control over Internet Access	10.0	10.0	10.0	7.5	7.5	7.5	7.5	7.5	7.5
Identity and Relationships	2.5	2.5	2.5	1.3	1.3	0.0	0.0	1.8	1.8
Legal Gender	-	-	-	-	-	-	-	7.0	7.0
Parental Rights	5.0	5.0	5.0	2.5	2.5	0.0	0.0	0.0	0.0
Same-Sex Relationships	0.0	0.0	0.0	0.0	0.0	0.0	0.0	0.0	0.0
Divorce	-	-	-	-	-	0.0	0.0	0.0	0.0

Human Freedom Score over Time

— World Avg. ··· Regional Avg.



Human Freedom Ranking over Time



SUDAN

SUB-SAHARAN AFRICA

RANKING 157/162



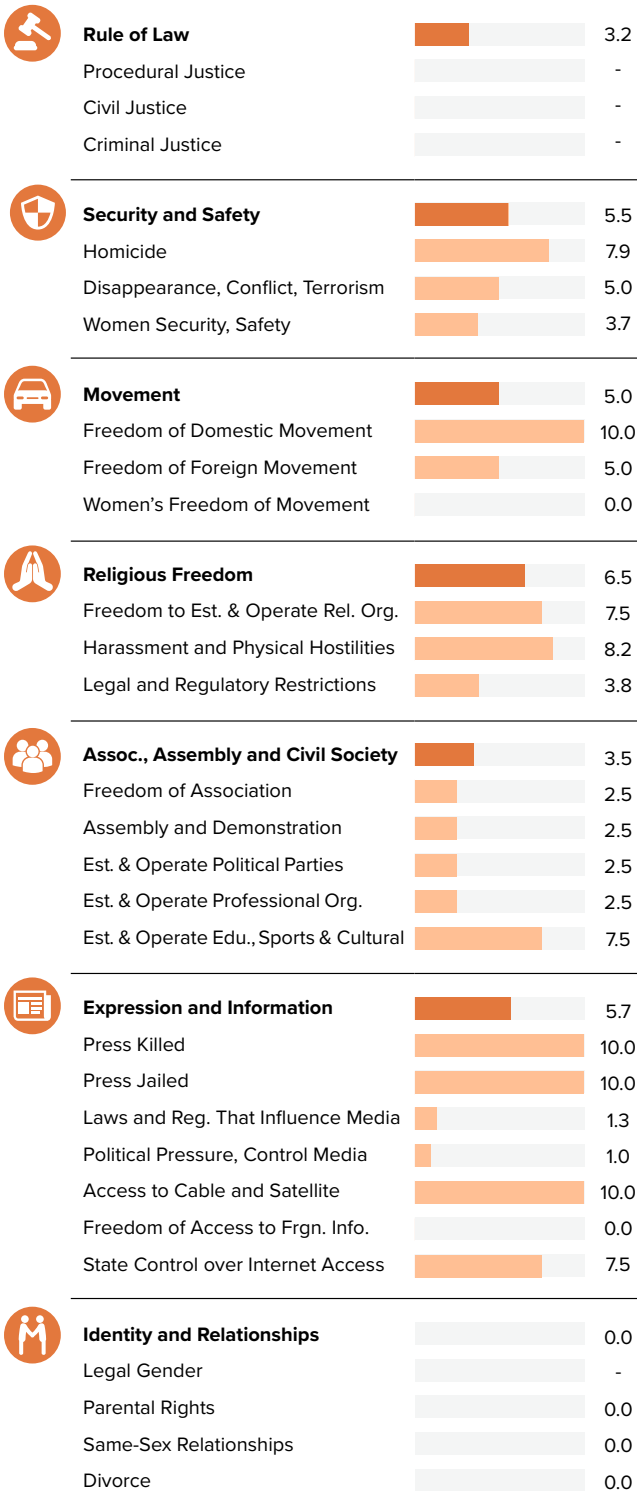
Score 0–10

PERSONAL FREEDOM 4.25

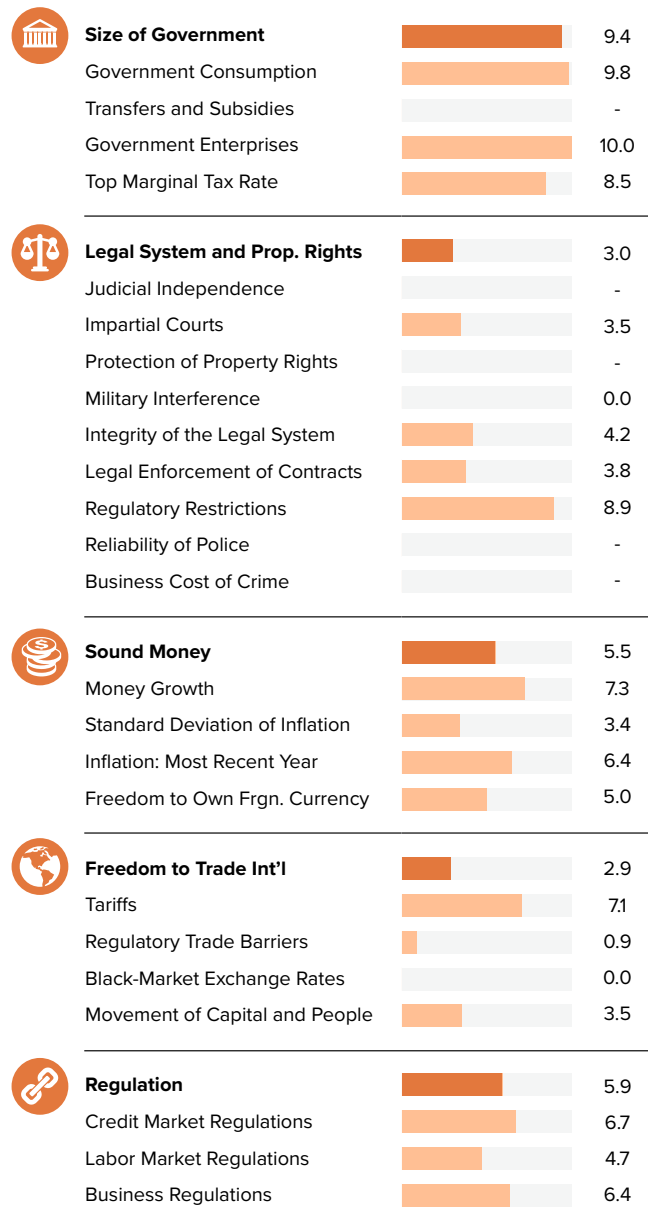
ECONOMIC FREEDOM 5.36

HUMAN FREEDOM 4.80








PERSONAL FREEDOM

Ranking
157/162

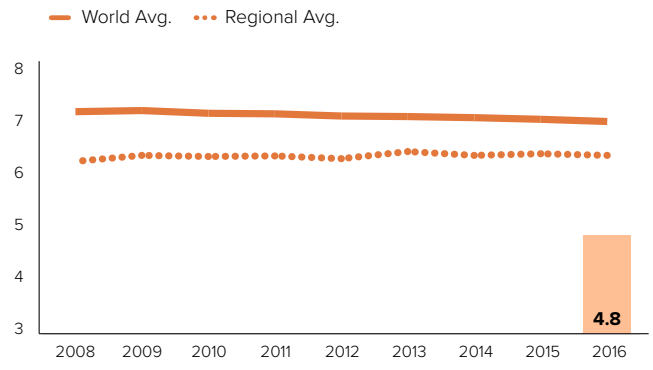
ECONOMIC FREEDOM

Ranking
153/162

SUDAN | SUB-SAHARAN AFRICA

	2008	2009	2010	2011	2012	2013	2014	2015	2016
HUMAN FREEDOM	-	-	-	-	-	-	-	-	4.80
ECONOMIC FREEDOM	-	-	-	-	-	-	-	-	5.36
PERSONAL FREEDOM	-	-	-	-	-	-	-	-	4.25
 Rule of Law	-	-	-	-	-	-	-	-	3.2
Procedural Justice	-	-	-	-	-	-	-	-	-
Civil Justice	-	-	-	-	-	-	-	-	-
Criminal Justice	-	-	-	-	-	-	-	-	-
 Security and Safety	-	-	-	-	-	-	-	-	5.5
Homicide	-	-	-	-	-	-	-	-	7.9
Disappearance, Conflict, Terrorism	-	-	-	-	-	-	-	-	5.0
Women Security, Safety	-	-	-	-	-	-	-	-	3.7
 Movement	-	-	-	-	-	-	-	-	5.0
Freedom of Domestic Movement	-	-	-	-	-	-	-	-	10.0
Freedom of Foreign Movement	-	-	-	-	-	-	-	-	5.0
Women's Freedom of Movement	-	-	-	-	-	-	-	-	0.0
 Religious Freedom	-	-	-	-	-	-	-	-	6.5
Freedom to Establish Religious Org.	-	-	-	-	-	-	-	-	7.5
Harassment and Physical Hostilities	-	-	-	-	-	-	-	-	8.2
Legal and Regulatory Restrictions	-	-	-	-	-	-	-	-	3.8
 Assoc., Assembly and Civil Society	-	-	-	-	-	-	-	-	3.5
Freedom of Association	-	-	-	-	-	-	-	-	2.5
Assembly and Demonstration	-	-	-	-	-	-	-	-	2.5
Est. & Operate Political Parties	-	-	-	-	-	-	-	-	2.5
Est. & Operate Professional Organizations	-	-	-	-	-	-	-	-	2.5
Est. & Operate Edu., Sporting and Cultural	-	-	-	-	-	-	-	-	7.5
 Expression and Information	-	-	-	-	-	-	-	-	5.7
Press Killed	-	-	-	-	-	-	-	-	10.0
Press Jailed	-	-	-	-	-	-	-	-	10.0
Laws and Reg. That Influence Media	-	-	-	-	-	-	-	-	1.3
Political Pressure, Control Media	-	-	-	-	-	-	-	-	1.0
Access to Cable and Satellite	-	-	-	-	-	-	-	-	10.0
Freedom of Access to Frgn. Info.	-	-	-	-	-	-	-	-	0.0
State Control over Internet Access	-	-	-	-	-	-	-	-	7.5
 Identity and Relationships	-	-	-	-	-	-	-	-	0.0
Legal Gender	-	-	-	-	-	-	-	-	-
Parental Rights	-	-	-	-	-	-	-	-	0.0
Same-Sex Relationships	-	-	-	-	-	-	-	-	0.0
Divorce	-	-	-	-	-	-	-	-	0.0

Human Freedom Score over Time



Human Freedom Ranking over Time



SURINAME

LATIN AMERICA & THE CARIBBEAN
RANKING 67/162



Score 0–10

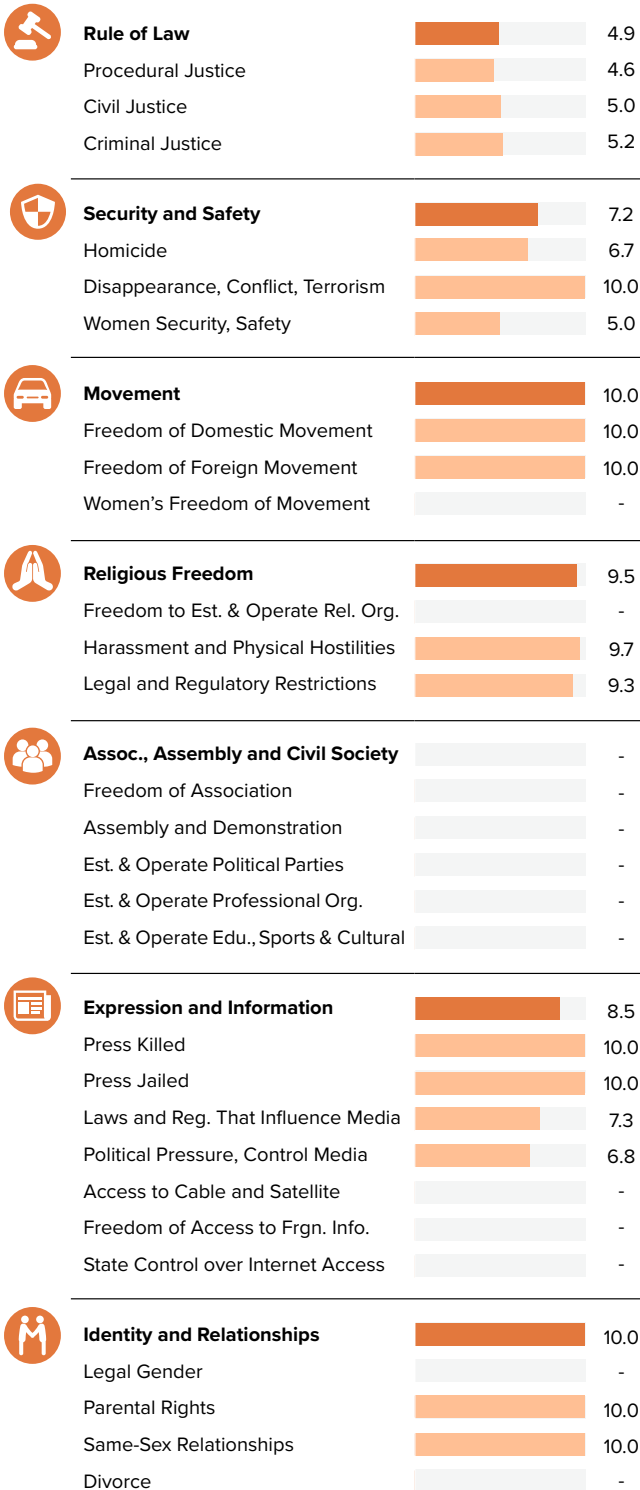
PERSONAL FREEDOM 7.79

ECONOMIC FREEDOM 6.36

HUMAN FREEDOM 7.07

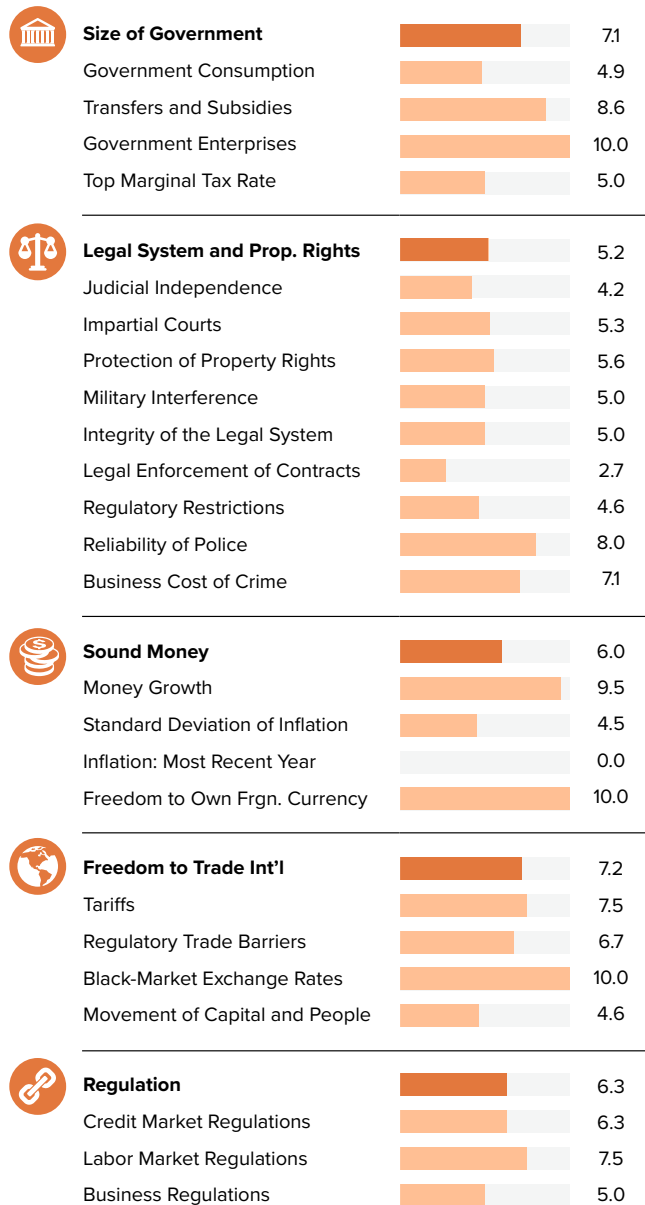
PERSONAL FREEDOM

Ranking
50/162



ECONOMIC FREEDOM

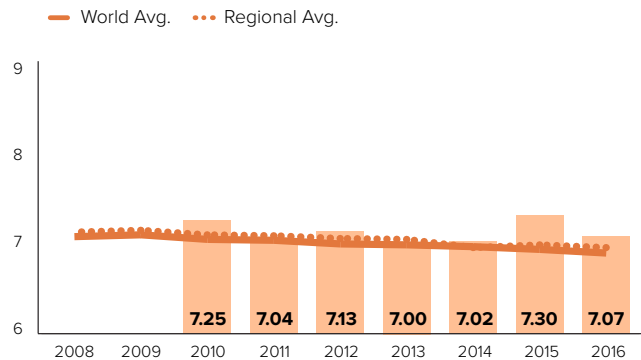
Ranking
116/162



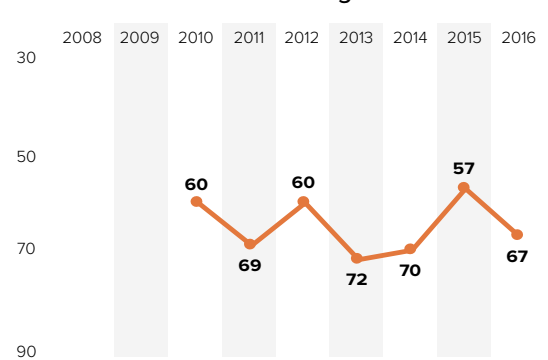
SURINAME | LATIN AMERICA & THE CARIBBEAN

	2008	2009	2010	2011	2012	2013	2014	2015	2016
HUMAN FREEDOM	-	-	7.25	7.04	7.13	7.00	7.02	7.30	7.07
ECONOMIC FREEDOM	-	-	6.64	6.35	6.64	6.72	6.78	6.85	6.36
PERSONAL FREEDOM	-	-	7.85	7.73	7.62	7.29	7.26	7.75	7.79
Rule of Law	-	-	5.4	5.4	5.1	5.1	4.9	4.9	4.9
Procedural Justice	-	-	-	-	-	-	-	4.1	4.6
Civil Justice	-	-	-	-	-	-	-	5.1	5.0
Criminal Justice	-	-	-	-	-	-	-	5.4	5.2
Security and Safety	-	-	8.3	8.3	8.3	7.2	7.2	7.2	7.2
Homicide	-	-	6.7	6.7	6.7	6.7	6.7	6.7	6.7
Disappearance, Conflict, Terrorism	-	-	10.0	10.0	10.0	10.0	10.0	10.0	10.0
Women Security, Safety	-	-	8.3	8.3	8.3	5.0	5.0	5.0	5.0
Movement	-	-	10.0	10.0	10.0	10.0	10.0	10.0	10.0
Freedom of Domestic Movement	-	-	10.0	10.0	10.0	10.0	10.0	10.0	10.0
Freedom of Foreign Movement	-	-	10.0	10.0	10.0	10.0	10.0	10.0	10.0
Women's Freedom of Movement	-	-	-	-	-	-	-	-	-
Religious Freedom	-	-	6.5	5.5	5.4	5.2	5.5	9.3	9.5
Freedom to Establish Religious Org.	-	-	-	-	-	-	-	-	-
Harassment and Physical Hostilities	-	-	7.7	6.9	6.3	6.7	7.0	9.7	9.7
Legal and Regulatory Restrictions	-	-	5.2	4.1	4.5	3.7	3.9	8.8	9.3
Assoc., Assembly and Civil Society	-	-	-	-	-	-	-	-	-
Freedom of Association	-	-	-	-	-	-	-	-	-
Assembly and Demonstration	-	-	-	-	-	-	-	-	-
Est. & Operate Political Parties	-	-	-	-	-	-	-	-	-
Est. & Operate Professional Organizations	-	-	-	-	-	-	-	-	-
Est. & Operate Edu., Sporting and Cultural	-	-	-	-	-	-	-	-	-
Expression and Information	-	-	8.9	8.9	8.8	8.5	8.5	8.5	8.5
Press Killed	-	-	10.0	10.0	10.0	10.0	10.0	10.0	10.0
Press Jailed	-	-	10.0	10.0	10.0	10.0	10.0	10.0	10.0
Laws and Reg. That Influence Media	-	-	8.7	8.7	8.0	7.3	7.3	7.3	7.3
Political Pressure, Control Media	-	-	7.0	7.0	7.0	6.8	6.5	6.8	6.8
Access to Cable and Satellite	-	-	-	-	-	-	-	-	-
Freedom of Access to Frgn. Info.	-	-	-	-	-	-	-	-	-
State Control over Internet Access	-	-	-	-	-	-	-	-	-
Identity and Relationships	-	-	10.0	10.0	10.0	10.0	10.0	10.0	10.0
Legal Gender	-	-	-	-	-	-	-	-	-
Parental Rights	-	-	10.0	10.0	10.0	10.0	10.0	10.0	10.0
Same-Sex Relationships	-	-	10.0	10.0	10.0	10.0	10.0	10.0	10.0
Divorce	-	-	-	-	-	-	-	-	-

Human Freedom Score over Time



Human Freedom Ranking over Time



SWAZILAND

SUB-SAHARAN AFRICA

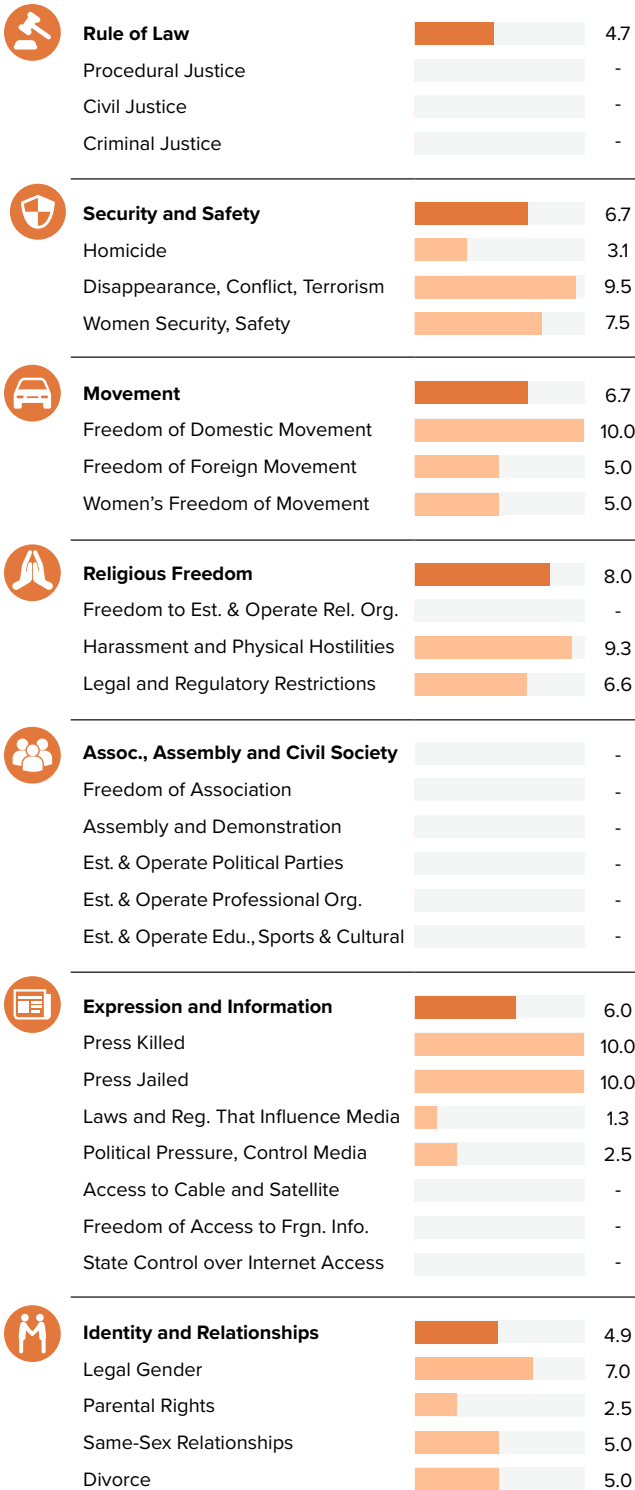
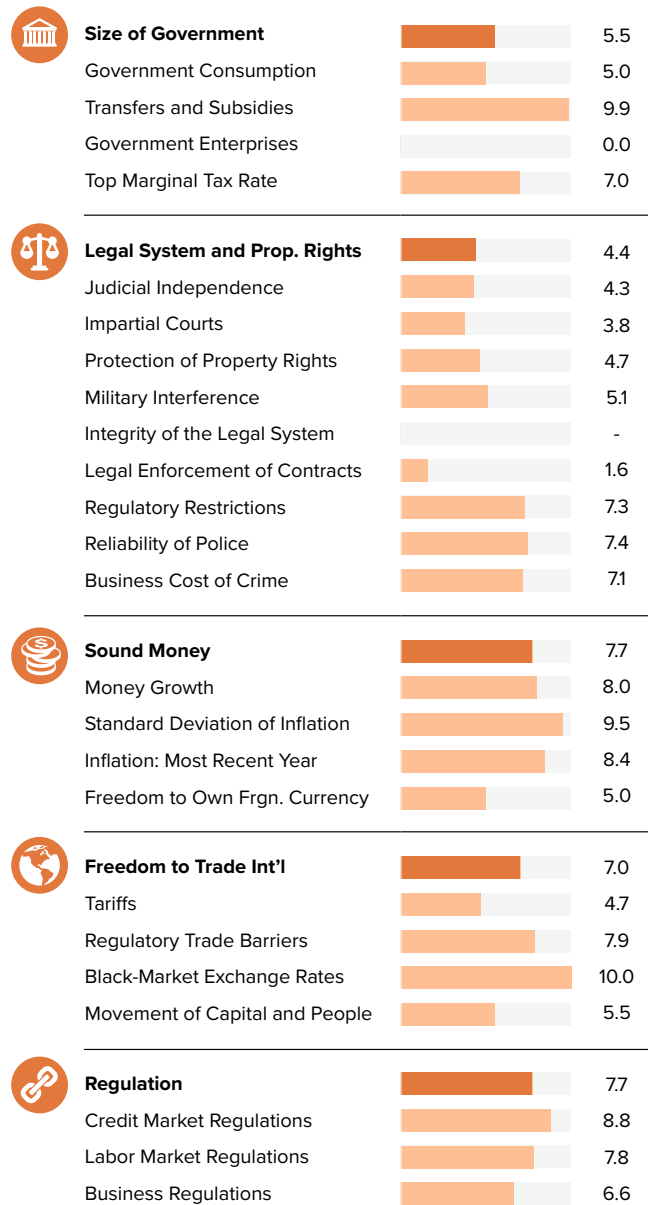
RANKING 122/162










Score 0–10

PERSONAL FREEDOM 6.02

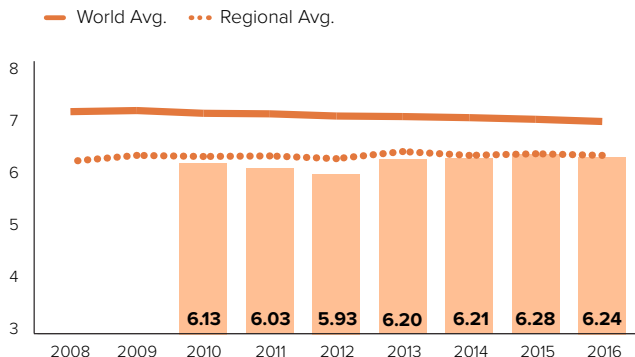
ECONOMIC FREEDOM 6.46

HUMAN FREEDOM 6.24**PERSONAL FREEDOM**Ranking
122/162**ECONOMIC FREEDOM**Ranking
108/162

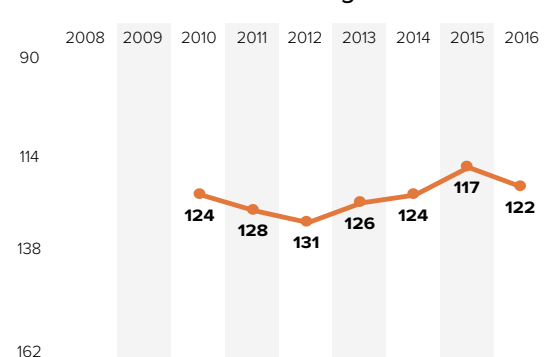
SWAZILAND | SUB-SAHARAN AFRICA

	2008	2009	2010	2011	2012	2013	2014	2015	2016
HUMAN FREEDOM	-	-	6.13	6.03	5.93	6.20	6.21	6.28	6.24
ECONOMIC FREEDOM	-	-	6.41	6.58	6.44	6.56	6.47	6.44	6.46
PERSONAL FREEDOM	-	-	5.85	5.47	5.41	5.84	5.95	6.13	6.02
 Rule of Law	-	-	4.8	4.8	4.5	4.5	4.7	4.8	4.7
Procedural Justice	-	-	-	-	-	-	-	-	-
Civil Justice	-	-	-	-	-	-	-	-	-
Criminal Justice	-	-	-	-	-	-	-	-	-
 Security and Safety	-	-	7.0	6.4	6.4	6.3	6.7	6.7	6.7
Homicide	-	-	3.1	3.1	3.1	3.1	3.1	3.1	3.1
Disappearance, Conflict, Terrorism	-	-	9.5	8.5	8.5	8.3	9.5	9.5	9.5
Women Security, Safety	-	-	8.3	7.5	7.5	7.5	7.5	7.5	7.5
 Movement	-	-	5.0	3.3	3.3	5.0	6.7	6.7	6.7
Freedom of Domestic Movement	-	-	5.0	5.0	5.0	5.0	10.0	10.0	10.0
Freedom of Foreign Movement	-	-	5.0	5.0	5.0	5.0	5.0	5.0	5.0
Women's Freedom of Movement	-	-	5.0	0.0	0.0	5.0	5.0	5.0	5.0
 Religious Freedom	-	-	9.4	9.2	9.4	9.7	9.8	8.5	8.0
Freedom to Establish Religious Org.	-	-	-	-	-	-	-	-	-
Harassment and Physical Hostilities	-	-	9.3	9.3	9.4	9.4	9.6	9.1	9.3
Legal and Regulatory Restrictions	-	-	9.5	9.2	9.4	10.0	10.0	7.8	6.6
 Assoc., Assembly and Civil Society	-	-	-	-	-	-	-	-	-
Freedom of Association	-	-	-	-	-	-	-	-	-
Assembly and Demonstration	-	-	-	-	-	-	-	-	-
Est. & Operate Political Parties	-	-	-	-	-	-	-	-	-
Est. & Operate Professional Organizations	-	-	-	-	-	-	-	-	-
Est. & Operate Edu., Sporting and Cultural	-	-	-	-	-	-	-	-	-
 Expression and Information	-	-	6.3	6.3	6.3	6.2	4.2	6.0	6.0
Press Killed	-	-	10.0	10.0	10.0	10.0	10.0	10.0	10.0
Press Jailed	-	-	10.0	10.0	10.0	10.0	2.3	10.0	10.0
Laws and Reg. That Influence Media	-	-	2.0	2.0	2.0	1.7	1.7	1.7	1.3
Political Pressure, Control Media	-	-	3.3	3.3	3.0	3.0	3.0	2.5	2.5
Access to Cable and Satellite	-	-	-	-	-	-	-	-	-
Freedom of Access to Frgn. Info.	-	-	-	-	-	-	-	-	-
State Control over Internet Access	-	-	-	-	-	-	-	-	-
 Identity and Relationships	-	-	2.5	2.5	2.5	4.2	4.2	4.9	4.9
Legal Gender	-	-	-	-	-	-	-	7.0	7.0
Parental Rights	-	-	0.0	0.0	0.0	2.5	2.5	2.5	2.5
Same-Sex Relationships	-	-	5.0	5.0	5.0	5.0	5.0	5.0	5.0
Divorce	-	-	-	-	-	5.0	5.0	5.0	5.0

Human Freedom Score over Time



Human Freedom Ranking over Time



SWEDEN

WESTERN EUROPE

RANKING 17/162

Score 0–10

PERSONAL FREEDOM 9.33

ECONOMIC FREEDOM 7.44

HUMAN FREEDOM 8.39

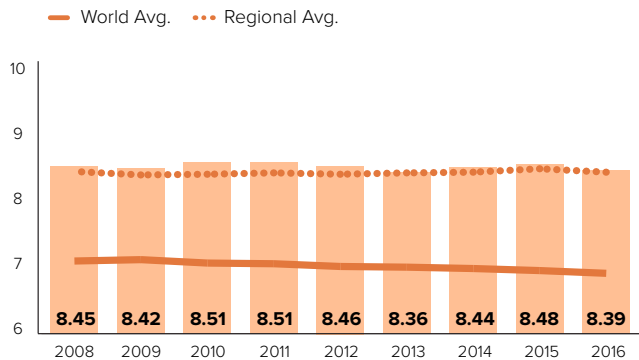
	PERSONAL FREEDOM	Ranking 3/162	
	Rule of Law	8.5	
	Procedural Justice	9.5	
	Civil Justice	8.1	
	Criminal Justice	8.0	
<hr/>			
	Security and Safety	9.9	
	Homicide	9.6	
	Disappearance, Conflict, Terrorism	10.0	
	Women Security, Safety	10.0	
<hr/>			
	Movement	10.0	
	Freedom of Domestic Movement	10.0	
	Freedom of Foreign Movement	10.0	
	Women's Freedom of Movement	10.0	
<hr/>			
	Religious Freedom	8.9	
	Freedom to Est. & Operate Rel. Org.	10.0	
	Harassment and Physical Hostilities	8.4	
	Legal and Regulatory Restrictions	8.3	
<hr/>			
	Assoc., Assembly and Civil Society	10.0	
	Freedom of Association	10.0	
	Assembly and Demonstration	10.0	
	Est. & Operate Political Parties	10.0	
	Est. & Operate Professional Org.	10.0	
	Est. & Operate Edu., Sports & Cultural	10.0	
<hr/>			
	Expression and Information	9.7	
	Press Killed	10.0	
	Press Jailed	10.0	
	Laws and Reg. That Influence Media	9.3	
	Political Pressure, Control Media	8.8	
	Access to Cable and Satellite	10.0	
	Freedom of Access to Frgn. Info.	10.0	
	State Control over Internet Access	10.0	
	<hr/>		
		Identity and Relationships	8.8
Legal Gender		10.0	
Parental Rights		10.0	
Same-Sex Relationships		10.0	
Divorce		5.0	

	ECONOMIC FREEDOM	Ranking 43/162
	Size of Government	3.6
	Government Consumption	0.8
	Transfers and Subsidies	4.6
	Government Enterprises	8.0
	Top Marginal Tax Rate	1.0
<hr/>		
	Legal System and Prop. Rights	7.8
	Judicial Independence	8.5
	Impartial Courts	6.7
	Protection of Property Rights	8.3
	Military Interference	9.2
	Integrity of the Legal System	10.0
	Legal Enforcement of Contracts	5.0
	Regulatory Restrictions	8.5
	Reliability of Police	7.2
	Business Cost of Crime	7.0
<hr/>		
	Sound Money	9.3
	Money Growth	7.7
	Standard Deviation of Inflation	9.8
	Inflation: Most Recent Year	9.8
	Freedom to Own Frgn. Currency	10.0
<hr/>		
	Freedom to Trade Int'l	8.2
	Tariffs	8.3
	Regulatory Trade Barriers	8.4
	Black-Market Exchange Rates	10.0
	Movement of Capital and People	6.1
<hr/>		
	Regulation	8.2
	Credit Market Regulations	9.9
	Labor Market Regulations	6.9
	Business Regulations	7.9

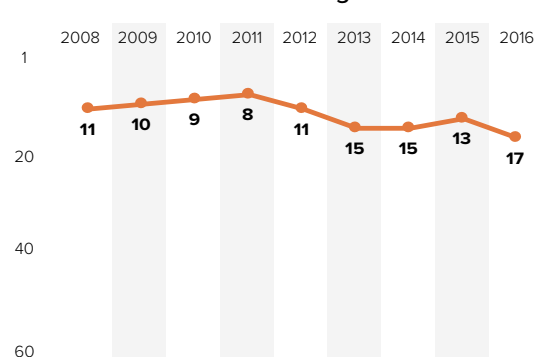
SWEDEN | WESTERN EUROPE

	2008	2009	2010	2011	2012	2013	2014	2015	2016
HUMAN FREEDOM	8.45	8.42	8.51	8.51	8.46	8.36	8.44	8.48	8.39
ECONOMIC FREEDOM	7.40	7.39	7.58	7.57	7.48	7.44	7.62	7.65	7.44
PERSONAL FREEDOM	9.50	9.44	9.44	9.44	9.45	9.27	9.25	9.32	9.33
Rule of Law	8.5	8.5	8.5	8.5	8.4	8.4	8.4	8.5	8.5
Procedural Justice	9.5	9.5	9.5	9.5	9.6	9.6	9.4	9.4	9.5
Civil Justice	7.8	7.8	7.8	7.8	7.8	7.8	8.1	8.1	8.1
Criminal Justice	8.2	8.2	8.2	8.2	7.8	7.8	7.8	7.9	8.0
Security and Safety	9.8	9.8	9.8	9.8	9.8	9.9	9.9	9.8	9.9
Homicide	9.6	9.6	9.6	9.7	9.7	9.6	9.6	9.5	9.6
Disappearance, Conflict, Terrorism	10.0	10.0	10.0	10.0	10.0	10.0	10.0	10.0	10.0
Women Security, Safety	9.8	9.8	9.8	9.8	9.8	10.0	10.0	10.0	10.0
Movement	10.0	10.0	10.0	10.0	10.0	10.0	10.0	10.0	10.0
Freedom of Domestic Movement	10.0	10.0	10.0	10.0	10.0	10.0	10.0	10.0	10.0
Freedom of Foreign Movement	10.0	10.0	10.0	10.0	10.0	10.0	10.0	10.0	10.0
Women's Freedom of Movement	10.0	10.0	10.0	10.0	10.0	10.0	10.0	10.0	10.0
Religious Freedom	9.5	8.9	8.9	8.8	9.0	8.9	8.7	8.9	8.9
Freedom to Establish Religious Org.	10.0	10.0	10.0	10.0	10.0	10.0	10.0	10.0	10.0
Harassment and Physical Hostilities	10.0	9.2	9.4	9.1	9.4	9.1	9.3	8.7	8.4
Legal and Regulatory Restrictions	8.5	7.5	7.2	7.5	7.7	7.5	6.9	8.0	8.3
Assoc., Assembly and Civil Society	10.0	10.0	10.0	10.0	10.0	10.0	10.0	10.0	10.0
Freedom of Association	10.0	10.0	10.0	10.0	10.0	10.0	10.0	10.0	10.0
Assembly and Demonstration	10.0	10.0	10.0	10.0	10.0	10.0	10.0	10.0	10.0
Est. & Operate Political Parties	10.0	10.0	10.0	10.0	10.0	10.0	10.0	10.0	10.0
Est. & Operate Professional Organizations	10.0	10.0	10.0	10.0	10.0	10.0	10.0	10.0	10.0
Est. & Operate Edu., Sporting and Cultural	10.0	10.0	10.0	10.0	10.0	10.0	10.0	10.0	10.0
Expression and Information	9.7	9.8	9.7	9.8	9.8	9.8	9.8	9.7	9.7
Press Killed	10.0	10.0	10.0	10.0	10.0	10.0	10.0	10.0	10.0
Press Jailed	10.0	10.0	10.0	10.0	10.0	10.0	10.0	10.0	10.0
Laws and Reg. That Influence Media	9.3	9.3	9.3	9.3	9.3	9.3	9.3	9.3	9.3
Political Pressure, Control Media	8.8	9.0	8.8	9.0	9.0	9.0	9.0	8.8	8.8
Access to Cable and Satellite	10.0	10.0	10.0	10.0	10.0	10.0	10.0	10.0	10.0
Freedom of Access to Frgn. Info.	10.0	10.0	10.0	10.0	10.0	10.0	10.0	10.0	10.0
State Control over Internet Access	10.0	10.0	10.0	10.0	10.0	10.0	10.0	10.0	10.0
Identity and Relationships	10.0	10.0	10.0	10.0	10.0	8.3	8.3	8.8	8.8
Legal Gender	-	-	-	-	-	-	-	10.0	10.0
Parental Rights	10.0	10.0	10.0	10.0	10.0	10.0	10.0	10.0	10.0
Same-Sex Relationships	10.0	10.0	10.0	10.0	10.0	10.0	10.0	10.0	10.0
Divorce	-	-	-	-	-	5.0	5.0	5.0	5.0

Human Freedom Score over Time



Human Freedom Ranking over Time



SWITZERLAND

WESTERN EUROPE

RANKING 2/162



Score 0–10

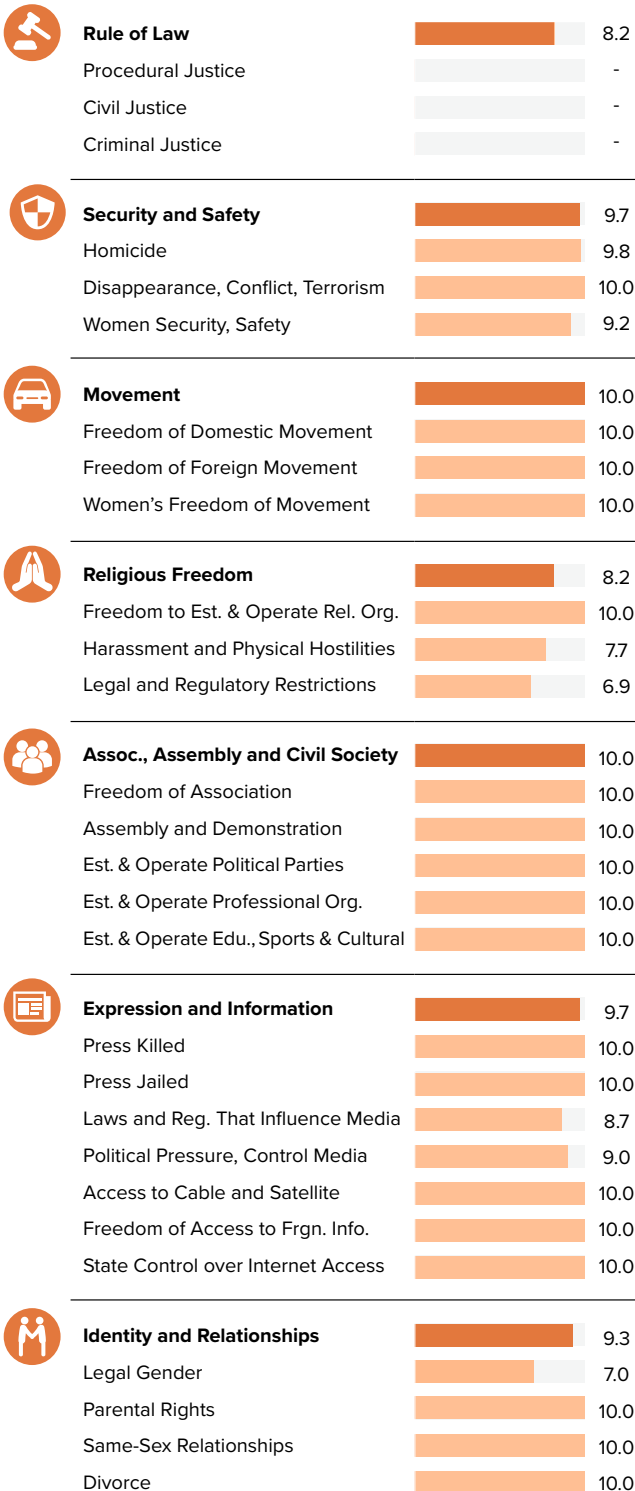
PERSONAL FREEDOM 9.19

ECONOMIC FREEDOM 8.39

HUMAN FREEDOM 8.79

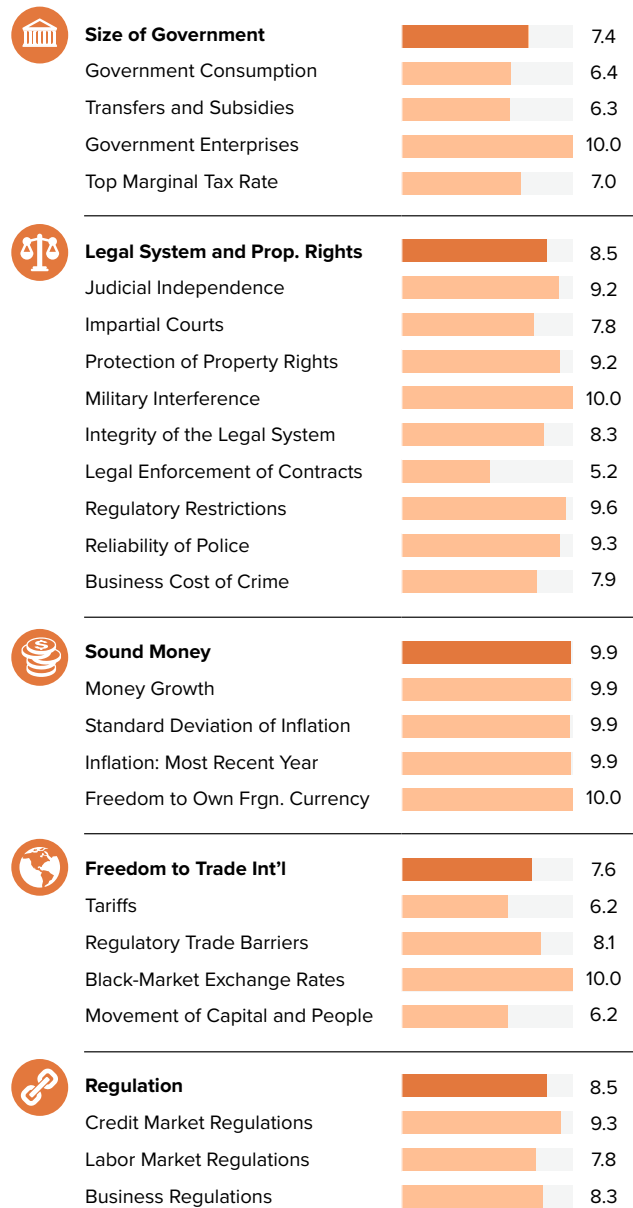
PERSONAL FREEDOM

Ranking
10/162










ECONOMIC FREEDOM

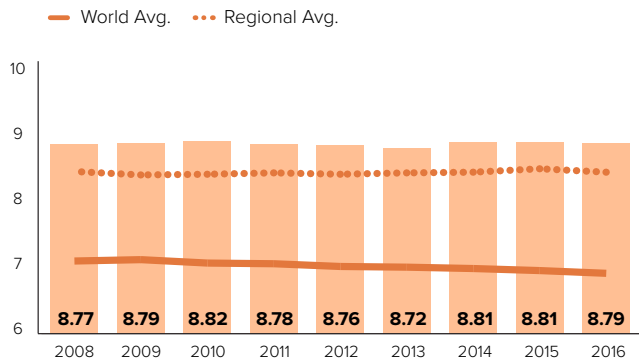
Ranking
4/162



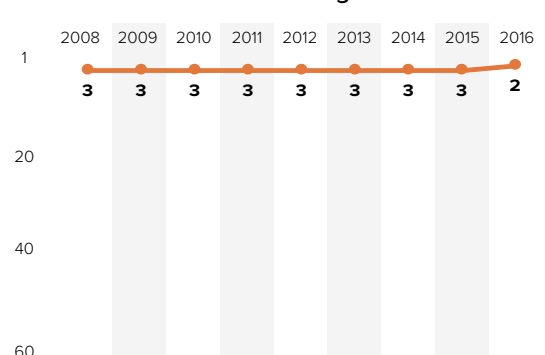
SWITZERLAND | WESTERN EUROPE

	2008	2009	2010	2011	2012	2013	2014	2015	2016
HUMAN FREEDOM	8.77	8.79	8.82	8.78	8.76	8.72	8.81	8.81	8.79
ECONOMIC FREEDOM	8.24	8.26	8.30	8.23	8.20	8.22	8.31	8.37	8.39
PERSONAL FREEDOM	9.31	9.32	9.34	9.32	9.32	9.21	9.30	9.26	9.19
 Rule of Law	7.9	7.9	7.9	7.9	7.9	7.9	8.2	8.4	8.2
Procedural Justice	-	-	-	-	-	-	-	-	-
Civil Justice	-	-	-	-	-	-	-	-	-
Criminal Justice	-	-	-	-	-	-	-	-	-
 Security and Safety	9.9	9.9	9.9	9.9	9.9	9.6	9.7	9.6	9.7
Homicide	9.7	9.7	9.7	9.8	9.8	9.7	9.8	9.7	9.8
Disappearance, Conflict, Terrorism	10.0	10.0	10.0	10.0	10.0	10.0	10.0	10.0	10.0
Women Security, Safety	9.8	9.8	9.8	9.8	9.8	9.2	9.2	9.2	9.2
 Movement	10.0	10.0	10.0	10.0	10.0	10.0	10.0	10.0	10.0
Freedom of Domestic Movement	10.0	10.0	10.0	10.0	10.0	10.0	10.0	10.0	10.0
Freedom of Foreign Movement	10.0	10.0	10.0	10.0	10.0	10.0	10.0	10.0	10.0
Women's Freedom of Movement	10.0	10.0	10.0	10.0	10.0	10.0	10.0	10.0	10.0
 Religious Freedom	9.0	9.1	9.3	9.1	9.0	8.5	8.7	8.6	8.2
Freedom to Establish Religious Org.	10.0	10.0	10.0	10.0	10.0	10.0	10.0	10.0	10.0
Harassment and Physical Hostilities	9.2	8.7	8.9	8.5	8.4	8.5	8.5	8.4	7.7
Legal and Regulatory Restrictions	7.8	8.7	8.9	8.7	8.7	7.2	7.6	7.4	6.9
 Assoc., Assembly and Civil Society	10.0	10.0	10.0	10.0	10.0	10.0	10.0	10.0	10.0
Freedom of Association	10.0	10.0	10.0	10.0	10.0	10.0	10.0	10.0	10.0
Assembly and Demonstration	10.0	10.0	10.0	10.0	10.0	10.0	10.0	10.0	10.0
Est. & Operate Political Parties	10.0	10.0	10.0	10.0	10.0	10.0	10.0	10.0	10.0
Est. & Operate Professional Organizations	10.0	10.0	10.0	10.0	10.0	10.0	10.0	10.0	10.0
Est. & Operate Edu., Sporting and Cultural	10.0	10.0	10.0	10.0	10.0	10.0	10.0	10.0	10.0
 Expression and Information	9.7	9.7	9.7	9.7	9.7	9.7	9.7	9.7	9.7
Press Killed	10.0	10.0	10.0	10.0	10.0	10.0	10.0	10.0	10.0
Press Jailed	10.0	10.0	10.0	10.0	10.0	10.0	10.0	10.0	10.0
Laws and Reg. That Influence Media	8.3	8.3	8.3	8.7	8.7	8.7	8.7	8.7	8.7
Political Pressure, Control Media	9.3	9.3	9.3	9.3	9.3	9.3	9.0	9.0	9.0
Access to Cable and Satellite	10.0	10.0	10.0	10.0	10.0	10.0	10.0	10.0	10.0
Freedom of Access to Frgn. Info.	10.0	10.0	10.0	10.0	10.0	10.0	10.0	10.0	10.0
State Control over Internet Access	10.0	10.0	10.0	10.0	10.0	10.0	10.0	10.0	10.0
 Identity and Relationships	10.0	10.0	10.0	10.0	10.0	10.0	10.0	9.3	9.3
Legal Gender	-	-	-	-	-	-	-	7.0	7.0
Parental Rights	10.0	10.0	10.0	10.0	10.0	10.0	10.0	10.0	10.0
Same-Sex Relationships	10.0	10.0	10.0	10.0	10.0	10.0	10.0	10.0	10.0
Divorce	-	-	-	-	-	10.0	10.0	10.0	10.0

Human Freedom Score over Time



Human Freedom Ranking over Time



SYRIA

MIDDLE EAST & NORTH AFRICA

RANKING 162/162

Score 0–10

PERSONAL FREEDOM 2.51

ECONOMIC FREEDOM 5.02

HUMAN FREEDOM 3.77

PERSONAL FREEDOM Ranking 161/162

	Rule of Law	<div style="width: 10%; height: 10px; background-color: #e67e22; margin-bottom: 2px;"></div> <div style="width: 90%; height: 10px; background-color: #d9d9d9; margin-bottom: 2px;"></div>	2.0
	Procedural Justice	<div style="width: 0%; height: 10px; background-color: #d9d9d9; margin-bottom: 2px;"></div> <div style="width: 100%; height: 10px; background-color: #d9d9d9; margin-bottom: 2px;"></div>	-
	Civil Justice	<div style="width: 0%; height: 10px; background-color: #d9d9d9; margin-bottom: 2px;"></div> <div style="width: 100%; height: 10px; background-color: #d9d9d9; margin-bottom: 2px;"></div>	-
	Criminal Justice	<div style="width: 0%; height: 10px; background-color: #d9d9d9; margin-bottom: 2px;"></div> <div style="width: 100%; height: 10px; background-color: #d9d9d9; margin-bottom: 2px;"></div>	-
<hr/>			
	Security and Safety	<div style="width: 20%; height: 10px; background-color: #e67e22; margin-bottom: 2px;"></div> <div style="width: 80%; height: 10px; background-color: #d9d9d9; margin-bottom: 2px;"></div>	5.0
	Homicide	<div style="width: 70%; height: 10px; background-color: #e67e22; margin-bottom: 2px;"></div> <div style="width: 30%; height: 10px; background-color: #d9d9d9; margin-bottom: 2px;"></div>	9.1
	Disappearance, Conflict, Terrorism	<div style="width: 0%; height: 10px; background-color: #e67e22; margin-bottom: 2px;"></div> <div style="width: 100%; height: 10px; background-color: #d9d9d9; margin-bottom: 2px;"></div>	0.0
	Women Security, Safety	<div style="width: 40%; height: 10px; background-color: #e67e22; margin-bottom: 2px;"></div> <div style="width: 60%; height: 10px; background-color: #d9d9d9; margin-bottom: 2px;"></div>	5.8
<hr/>			
	Movement	<div style="width: 0%; height: 10px; background-color: #e67e22; margin-bottom: 2px;"></div> <div style="width: 100%; height: 10px; background-color: #d9d9d9; margin-bottom: 2px;"></div>	0.0
	Freedom of Domestic Movement	<div style="width: 0%; height: 10px; background-color: #e67e22; margin-bottom: 2px;"></div> <div style="width: 100%; height: 10px; background-color: #d9d9d9; margin-bottom: 2px;"></div>	0.0
	Freedom of Foreign Movement	<div style="width: 0%; height: 10px; background-color: #e67e22; margin-bottom: 2px;"></div> <div style="width: 100%; height: 10px; background-color: #d9d9d9; margin-bottom: 2px;"></div>	0.0
	Women's Freedom of Movement	<div style="width: 0%; height: 10px; background-color: #e67e22; margin-bottom: 2px;"></div> <div style="width: 100%; height: 10px; background-color: #d9d9d9; margin-bottom: 2px;"></div>	0.0
<hr/>			
	Religious Freedom	<div style="width: 25%; height: 10px; background-color: #e67e22; margin-bottom: 2px;"></div> <div style="width: 75%; height: 10px; background-color: #d9d9d9; margin-bottom: 2px;"></div>	4.4
	Freedom to Est. & Operate Rel. Org.	<div style="width: 0%; height: 10px; background-color: #e67e22; margin-bottom: 2px;"></div> <div style="width: 100%; height: 10px; background-color: #d9d9d9; margin-bottom: 2px;"></div>	-
	Harassment and Physical Hostilities	<div style="width: 40%; height: 10px; background-color: #e67e22; margin-bottom: 2px;"></div> <div style="width: 60%; height: 10px; background-color: #d9d9d9; margin-bottom: 2px;"></div>	5.4
	Legal and Regulatory Restrictions	<div style="width: 20%; height: 10px; background-color: #e67e22; margin-bottom: 2px;"></div> <div style="width: 80%; height: 10px; background-color: #d9d9d9; margin-bottom: 2px;"></div>	3.4
<hr/>			
	Assoc., Assembly and Civil Society	<div style="width: 0%; height: 10px; background-color: #e67e22; margin-bottom: 2px;"></div> <div style="width: 100%; height: 10px; background-color: #d9d9d9; margin-bottom: 2px;"></div>	-
	Freedom of Association	<div style="width: 0%; height: 10px; background-color: #e67e22; margin-bottom: 2px;"></div> <div style="width: 100%; height: 10px; background-color: #d9d9d9; margin-bottom: 2px;"></div>	-
	Assembly and Demonstration	<div style="width: 0%; height: 10px; background-color: #e67e22; margin-bottom: 2px;"></div> <div style="width: 100%; height: 10px; background-color: #d9d9d9; margin-bottom: 2px;"></div>	-
	Est. & Operate Political Parties	<div style="width: 0%; height: 10px; background-color: #e67e22; margin-bottom: 2px;"></div> <div style="width: 100%; height: 10px; background-color: #d9d9d9; margin-bottom: 2px;"></div>	-
	Est. & Operate Professional Org.	<div style="width: 0%; height: 10px; background-color: #e67e22; margin-bottom: 2px;"></div> <div style="width: 100%; height: 10px; background-color: #d9d9d9; margin-bottom: 2px;"></div>	-
	Est. & Operate Edu., Sports & Cultural	<div style="width: 0%; height: 10px; background-color: #e67e22; margin-bottom: 2px;"></div> <div style="width: 100%; height: 10px; background-color: #d9d9d9; margin-bottom: 2px;"></div>	-
<hr/>			
	Expression and Information	<div style="width: 10%; height: 10px; background-color: #e67e22; margin-bottom: 2px;"></div> <div style="width: 90%; height: 10px; background-color: #d9d9d9; margin-bottom: 2px;"></div>	1.8
	Press Killed	<div style="width: 0%; height: 10px; background-color: #e67e22; margin-bottom: 2px;"></div> <div style="width: 100%; height: 10px; background-color: #d9d9d9; margin-bottom: 2px;"></div>	0.0
	Press Jailed	<div style="width: 50%; height: 10px; background-color: #e67e22; margin-bottom: 2px;"></div> <div style="width: 50%; height: 10px; background-color: #d9d9d9; margin-bottom: 2px;"></div>	6.2
	Laws and Reg. That Influence Media	<div style="width: 5%; height: 10px; background-color: #e67e22; margin-bottom: 2px;"></div> <div style="width: 95%; height: 10px; background-color: #d9d9d9; margin-bottom: 2px;"></div>	0.3
	Political Pressure, Control Media	<div style="width: 10%; height: 10px; background-color: #e67e22; margin-bottom: 2px;"></div> <div style="width: 90%; height: 10px; background-color: #d9d9d9; margin-bottom: 2px;"></div>	0.5
	Access to Cable and Satellite	<div style="width: 0%; height: 10px; background-color: #e67e22; margin-bottom: 2px;"></div> <div style="width: 100%; height: 10px; background-color: #d9d9d9; margin-bottom: 2px;"></div>	-
	Freedom of Access to Frgn. Info.	<div style="width: 0%; height: 10px; background-color: #e67e22; margin-bottom: 2px;"></div> <div style="width: 100%; height: 10px; background-color: #d9d9d9; margin-bottom: 2px;"></div>	-
	State Control over Internet Access	<div style="width: 0%; height: 10px; background-color: #e67e22; margin-bottom: 2px;"></div> <div style="width: 100%; height: 10px; background-color: #d9d9d9; margin-bottom: 2px;"></div>	-
<hr/>			
	Identity and Relationships	<div style="width: 0%; height: 10px; background-color: #e67e22; margin-bottom: 2px;"></div> <div style="width: 100%; height: 10px; background-color: #d9d9d9; margin-bottom: 2px;"></div>	0.0
	Legal Gender	<div style="width: 0%; height: 10px; background-color: #e67e22; margin-bottom: 2px;"></div> <div style="width: 100%; height: 10px; background-color: #d9d9d9; margin-bottom: 2px;"></div>	-
	Parental Rights	<div style="width: 0%; height: 10px; background-color: #e67e22; margin-bottom: 2px;"></div> <div style="width: 100%; height: 10px; background-color: #d9d9d9; margin-bottom: 2px;"></div>	0.0
	Same-Sex Relationships	<div style="width: 0%; height: 10px; background-color: #e67e22; margin-bottom: 2px;"></div> <div style="width: 100%; height: 10px; background-color: #d9d9d9; margin-bottom: 2px;"></div>	0.0
	Divorce	<div style="width: 0%; height: 10px; background-color: #e67e22; margin-bottom: 2px;"></div> <div style="width: 100%; height: 10px; background-color: #d9d9d9; margin-bottom: 2px;"></div>	0.0

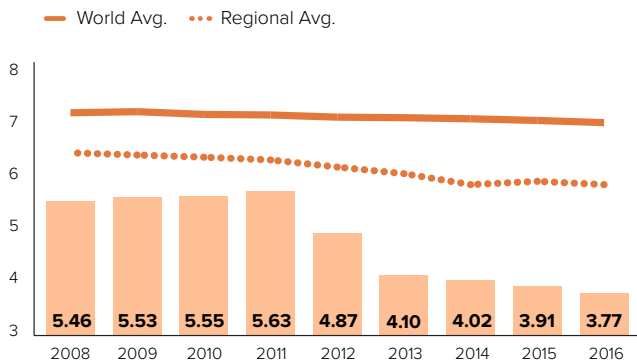
ECONOMIC FREEDOM Ranking 157/162

	Size of Government	<div style="width: 25%; height: 10px; background-color: #e67e22; margin-bottom: 2px;"></div> <div style="width: 75%; height: 10px; background-color: #d9d9d9; margin-bottom: 2px;"></div>	6.2
	Government Consumption	<div style="width: 50%; height: 10px; background-color: #e67e22; margin-bottom: 2px;"></div> <div style="width: 50%; height: 10px; background-color: #d9d9d9; margin-bottom: 2px;"></div>	6.8
	Transfers and Subsidies	<div style="width: 70%; height: 10px; background-color: #e67e22; margin-bottom: 2px;"></div> <div style="width: 30%; height: 10px; background-color: #d9d9d9; margin-bottom: 2px;"></div>	9.0
	Government Enterprises	<div style="width: 15%; height: 10px; background-color: #e67e22; margin-bottom: 2px;"></div> <div style="width: 85%; height: 10px; background-color: #d9d9d9; margin-bottom: 2px;"></div>	2.0
	Top Marginal Tax Rate	<div style="width: 50%; height: 10px; background-color: #e67e22; margin-bottom: 2px;"></div> <div style="width: 50%; height: 10px; background-color: #d9d9d9; margin-bottom: 2px;"></div>	7.0
<hr/>			
	Legal System and Prop. Rights	<div style="width: 15%; height: 10px; background-color: #e67e22; margin-bottom: 2px;"></div> <div style="width: 85%; height: 10px; background-color: #d9d9d9; margin-bottom: 2px;"></div>	3.4
	Judicial Independence	<div style="width: 20%; height: 10px; background-color: #e67e22; margin-bottom: 2px;"></div> <div style="width: 80%; height: 10px; background-color: #d9d9d9; margin-bottom: 2px;"></div>	3.1
	Impartial Courts	<div style="width: 20%; height: 10px; background-color: #e67e22; margin-bottom: 2px;"></div> <div style="width: 80%; height: 10px; background-color: #d9d9d9; margin-bottom: 2px;"></div>	3.2
	Protection of Property Rights	<div style="width: 50%; height: 10px; background-color: #e67e22; margin-bottom: 2px;"></div> <div style="width: 50%; height: 10px; background-color: #d9d9d9; margin-bottom: 2px;"></div>	5.9
	Military Interference	<div style="width: 20%; height: 10px; background-color: #e67e22; margin-bottom: 2px;"></div> <div style="width: 80%; height: 10px; background-color: #d9d9d9; margin-bottom: 2px;"></div>	3.3
	Integrity of the Legal System	<div style="width: 60%; height: 10px; background-color: #e67e22; margin-bottom: 2px;"></div> <div style="width: 40%; height: 10px; background-color: #d9d9d9; margin-bottom: 2px;"></div>	7.5
	Legal Enforcement of Contracts	<div style="width: 20%; height: 10px; background-color: #e67e22; margin-bottom: 2px;"></div> <div style="width: 80%; height: 10px; background-color: #d9d9d9; margin-bottom: 2px;"></div>	3.2
	Regulatory Restrictions	<div style="width: 30%; height: 10px; background-color: #e67e22; margin-bottom: 2px;"></div> <div style="width: 70%; height: 10px; background-color: #d9d9d9; margin-bottom: 2px;"></div>	4.1
	Reliability of Police	<div style="width: 40%; height: 10px; background-color: #e67e22; margin-bottom: 2px;"></div> <div style="width: 60%; height: 10px; background-color: #d9d9d9; margin-bottom: 2px;"></div>	6.0
	Business Cost of Crime	<div style="width: 40%; height: 10px; background-color: #e67e22; margin-bottom: 2px;"></div> <div style="width: 60%; height: 10px; background-color: #d9d9d9; margin-bottom: 2px;"></div>	6.1
<hr/>			
	Sound Money	<div style="width: 20%; height: 10px; background-color: #e67e22; margin-bottom: 2px;"></div> <div style="width: 80%; height: 10px; background-color: #d9d9d9; margin-bottom: 2px;"></div>	5.1
	Money Growth	<div style="width: 80%; height: 10px; background-color: #e67e22; margin-bottom: 2px;"></div> <div style="width: 20%; height: 10px; background-color: #d9d9d9; margin-bottom: 2px;"></div>	9.5
	Standard Deviation of Inflation	<div style="width: 0%; height: 10px; background-color: #e67e22; margin-bottom: 2px;"></div> <div style="width: 100%; height: 10px; background-color: #d9d9d9; margin-bottom: 2px;"></div>	0.0
	Inflation: Most Recent Year	<div style="width: 10%; height: 10px; background-color: #e67e22; margin-bottom: 2px;"></div> <div style="width: 90%; height: 10px; background-color: #d9d9d9; margin-bottom: 2px;"></div>	1.0
	Freedom to Own Frgn. Currency	<div style="width: 80%; height: 10px; background-color: #e67e22; margin-bottom: 2px;"></div> <div style="width: 20%; height: 10px; background-color: #d9d9d9; margin-bottom: 2px;"></div>	10.0
<hr/>			
	Freedom to Trade Int'l	<div style="width: 25%; height: 10px; background-color: #e67e22; margin-bottom: 2px;"></div> <div style="width: 75%; height: 10px; background-color: #d9d9d9; margin-bottom: 2px;"></div>	4.9
	Tariffs	<div style="width: 40%; height: 10px; background-color: #e67e22; margin-bottom: 2px;"></div> <div style="width: 60%; height: 10px; background-color: #d9d9d9; margin-bottom: 2px;"></div>	5.2
	Regulatory Trade Barriers	<div style="width: 30%; height: 10px; background-color: #e67e22; margin-bottom: 2px;"></div> <div style="width: 70%; height: 10px; background-color: #d9d9d9; margin-bottom: 2px;"></div>	4.0
	Black-Market Exchange Rates	<div style="width: 70%; height: 10px; background-color: #e67e22; margin-bottom: 2px;"></div> <div style="width: 30%; height: 10px; background-color: #d9d9d9; margin-bottom: 2px;"></div>	8.6
	Movement of Capital and People	<div style="width: 10%; height: 10px; background-color: #e67e22; margin-bottom: 2px;"></div> <div style="width: 90%; height: 10px; background-color: #d9d9d9; margin-bottom: 2px;"></div>	1.8
<hr/>			
	Regulation	<div style="width: 25%; height: 10px; background-color: #e67e22; margin-bottom: 2px;"></div> <div style="width: 75%; height: 10px; background-color: #d9d9d9; margin-bottom: 2px;"></div>	5.4
	Credit Market Regulations	<div style="width: 40%; height: 10px; background-color: #e67e22; margin-bottom: 2px;"></div> <div style="width: 60%; height: 10px; background-color: #d9d9d9; margin-bottom: 2px;"></div>	5.6
	Labor Market Regulations	<div style="width: 50%; height: 10px; background-color: #e67e22; margin-bottom: 2px;"></div> <div style="width: 50%; height: 10px; background-color: #d9d9d9; margin-bottom: 2px;"></div>	5.8
	Business Regulations	<div style="width: 40%; height: 10px; background-color: #e67e22; margin-bottom: 2px;"></div> <div style="width: 60%; height: 10px; background-color: #d9d9d9; margin-bottom: 2px;"></div>	4.9

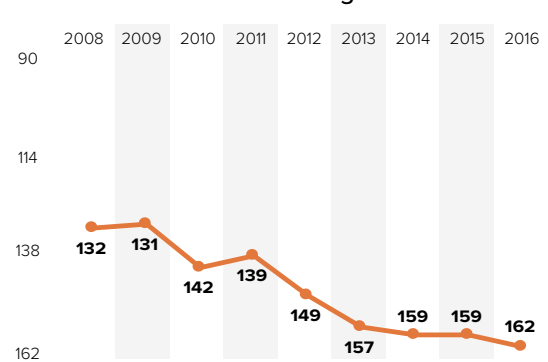
SYRIA | MIDDLE EAST & NORTH AFRICA

	2008	2009	2010	2011	2012	2013	2014	2015	2016
HUMAN FREEDOM	5.46	5.53	5.55	5.63	4.87	4.10	4.02	3.91	3.77
ECONOMIC FREEDOM	5.62	5.79	5.96	6.18	5.27	4.07	4.97	4.96	5.02
PERSONAL FREEDOM	5.30	5.27	5.15	5.08	4.46	4.12	3.08	2.86	2.51
Rule of Law	4.8	4.8	4.8	4.8	3.6	3.6	3.1	2.9	2.0
Procedural Justice	-	-	-	-	-	-	-	-	-
Civil Justice	-	-	-	-	-	-	-	-	-
Criminal Justice	-	-	-	-	-	-	-	-	-
Security and Safety	7.8	7.9	7.6	6.3	5.3	5.0	5.0	5.0	5.0
Homicide	9.0	9.1	9.1	9.1	9.1	9.1	9.1	9.1	9.1
Disappearance, Conflict, Terrorism	7.9	8.0	7.0	3.1	0.0	0.0	0.0	0.0	0.0
Women Security, Safety	6.7	6.7	6.7	6.7	6.7	5.8	5.8	5.8	5.8
Movement	5.0	5.0	5.0	3.3	3.3	1.7	0.0	0.0	0.0
Freedom of Domestic Movement	5.0	0.0	5.0	0.0	0.0	0.0	0.0	0.0	0.0
Freedom of Foreign Movement	0.0	5.0	0.0	5.0	5.0	5.0	0.0	0.0	0.0
Women's Freedom of Movement	10.0	10.0	10.0	5.0	5.0	0.0	0.0	0.0	0.0
Religious Freedom	8.0	7.6	7.3	8.2	8.3	8.3	8.3	5.3	4.4
Freedom to Establish Religious Org.	5.8	5.8	5.8	8.8	8.8	8.8	-	-	-
Harassment and Physical Hostilities	8.9	8.9	8.6	8.4	8.4	8.8	8.9	6.1	5.4
Legal and Regulatory Restrictions	9.2	8.1	7.5	7.6	7.7	7.4	7.7	4.5	3.4
Assoc., Assembly and Civil Society	1.7	1.7	1.7	5.0	5.0	6.3	-	-	-
Freedom of Association	0.0	0.0	0.0	7.5	7.5	7.5	-	-	-
Assembly and Demonstration	0.0	0.0	0.0	2.5	2.5	2.5	-	-	-
Est. & Operate Political Parties	1.3	1.3	1.3	3.8	3.8	3.8	-	-	-
Est. & Operate Professional Organizations	2.9	2.9	2.9	2.5	2.5	2.5	-	-	-
Est. & Operate Edu., Sporting and Cultural	4.2	4.2	4.2	8.8	8.8	8.8	-	-	-
Expression and Information	4.1	4.0	3.9	3.9	3.4	3.5	0.2	1.8	1.8
Press Killed	10.0	10.0	10.0	0.4	0.0	0.0	0.0	0.0	0.0
Press Jailed	10.0	9.5	9.0	6.2	2.7	3.9	0.0	6.3	6.2
Laws and Reg. That Influence Media	0.3	0.3	0.3	0.3	0.3	0.3	0.3	0.3	0.3
Political Pressure, Control Media	1.8	1.8	1.5	0.5	0.8	0.5	0.5	0.5	0.5
Access to Cable and Satellite	3.3	3.3	3.3	7.5	7.5	7.5	-	-	-
Freedom of Access to Frgn. Info.	3.3	3.3	3.3	5.0	5.0	5.0	-	-	-
State Control over Internet Access	0.0	0.0	0.0	7.5	7.5	7.5	-	-	-
Identity and Relationships	2.5	2.5	2.5	2.5	2.5	0.0	0.0	0.0	0.0
Legal Gender	-	-	-	-	-	-	-	-	-
Parental Rights	5.0	5.0	5.0	5.0	5.0	0.0	0.0	0.0	0.0
Same-Sex Relationships	0.0	0.0	0.0	0.0	0.0	0.0	0.0	0.0	0.0
Divorce	-	-	-	-	-	0.0	0.0	0.0	0.0

Human Freedom Score over Time



Human Freedom Ranking over Time



TAIWAN

EAST ASIA

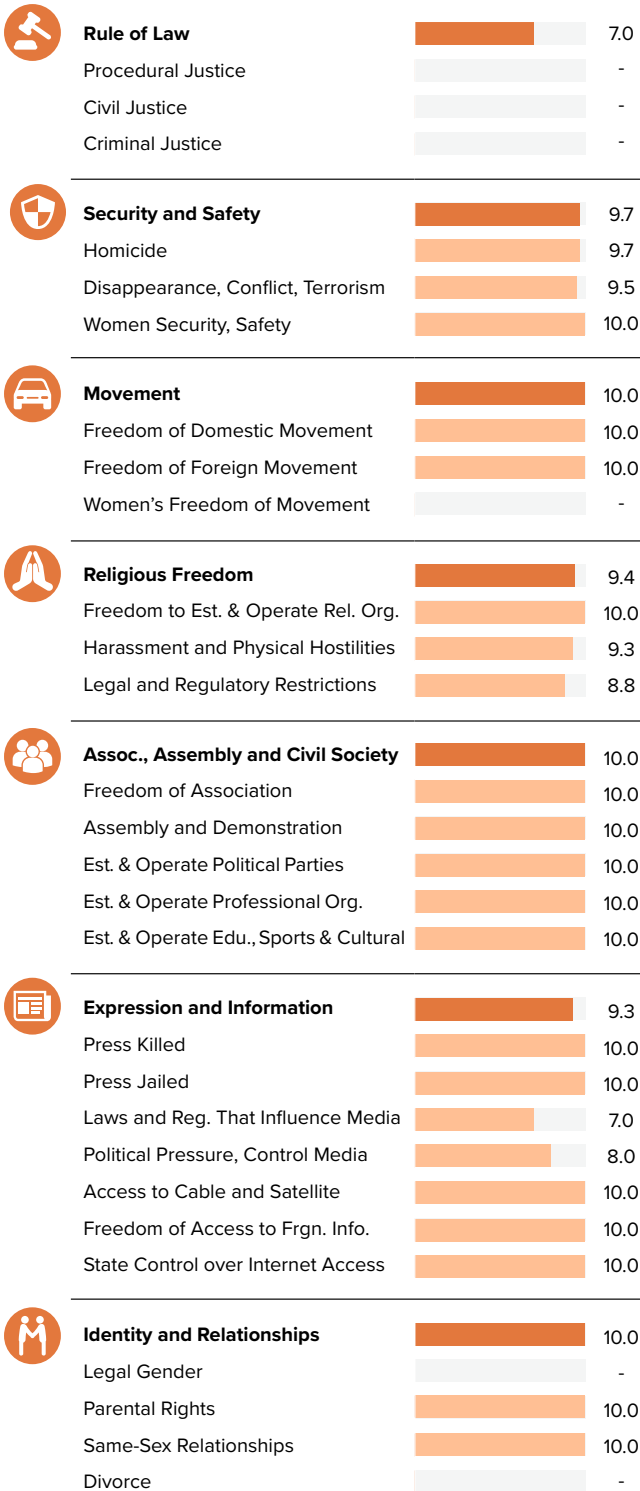
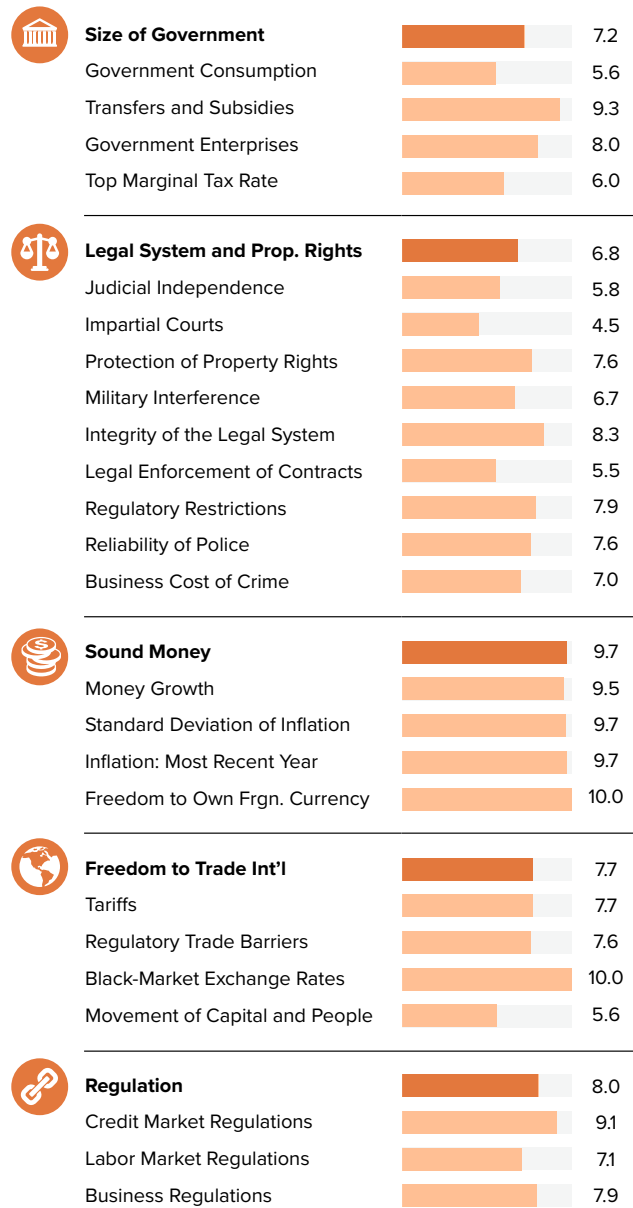
RANKING 10/162










Score 0–10

PERSONAL FREEDOM 9.04

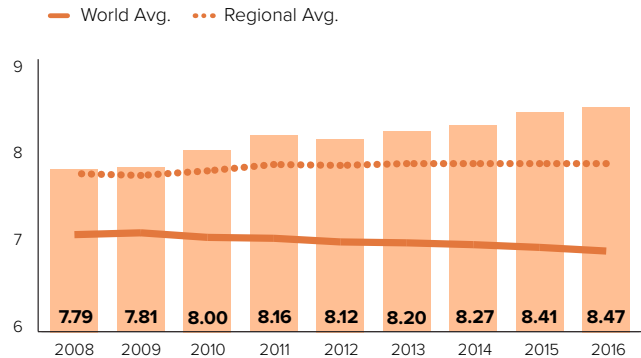
ECONOMIC FREEDOM 7.89

HUMAN FREEDOM 8.47**PERSONAL FREEDOM**Ranking
15/162**ECONOMIC FREEDOM**Ranking
12/162

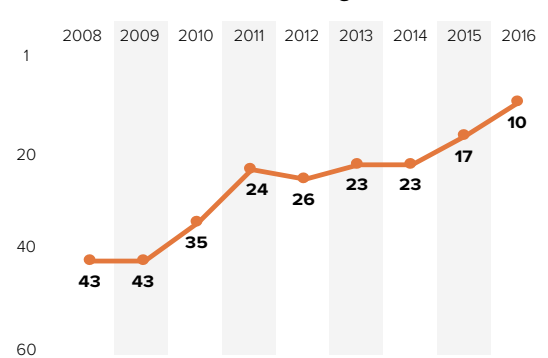
TAIWAN | EAST ASIA

	2008	2009	2010	2011	2012	2013	2014	2015	2016
HUMAN FREEDOM	7.79	7.81	8.00	8.16	8.12	8.20	8.27	8.41	8.47
ECONOMIC FREEDOM	7.49	7.39	7.70	7.71	7.71	7.72	7.76	7.76	7.89
PERSONAL FREEDOM	8.09	8.24	8.29	8.61	8.52	8.68	8.79	9.05	9.04
 Rule of Law	6.9	6.9	6.9	6.9	6.8	6.8	7.0	7.1	7.0
Procedural Justice	-	-	-	-	-	-	-	-	-
Civil Justice	-	-	-	-	-	-	-	-	-
Criminal Justice	-	-	-	-	-	-	-	-	-
 Security and Safety	8.4	8.5	8.6	9.5	9.5	9.7	9.7	9.7	9.7
Homicide	9.7	9.7	9.7	9.7	9.7	9.7	9.7	9.7	9.7
Disappearance, Conflict, Terrorism	9.0	9.0	9.5	9.5	9.5	9.5	9.5	9.5	9.5
Women Security, Safety	6.7	6.7	6.7	9.2	9.2	10.0	10.0	10.0	10.0
 Movement	8.3	10.0	10.0	10.0	10.0	10.0	10.0	10.0	10.0
Freedom of Domestic Movement	10.0	10.0	10.0	10.0	10.0	10.0	10.0	10.0	10.0
Freedom of Foreign Movement	5.0	10.0	10.0	10.0	10.0	10.0	10.0	10.0	10.0
Women's Freedom of Movement	10.0	10.0	10.0	10.0	10.0	-	-	-	-
 Religious Freedom	6.7	6.4	6.6	6.7	6.2	6.7	6.9	9.2	9.4
Freedom to Establish Religious Org.	7.1	7.1	7.1	8.8	8.8	8.8	10.0	10.0	10.0
Harassment and Physical Hostilities	8.1	7.5	8.1	7.3	5.7	6.9	6.1	9.3	9.3
Legal and Regulatory Restrictions	4.9	4.6	4.5	4.2	4.1	4.4	4.7	8.2	8.8
 Assoc., Assembly and Civil Society	8.3	8.3	8.3	9.3	9.3	9.6	10.0	10.0	10.0
Freedom of Association	10.0	10.0	10.0	10.0	10.0	10.0	10.0	10.0	10.0
Assembly and Demonstration	7.5	7.5	7.5	10.0	10.0	10.0	10.0	10.0	10.0
Est. & Operate Political Parties	8.8	8.8	8.8	8.8	8.8	8.8	10.0	10.0	10.0
Est. & Operate Professional Organizations	7.1	7.1	7.1	8.8	8.8	8.8	10.0	10.0	10.0
Est. & Operate Edu., Sporting and Cultural	8.3	8.3	8.3	8.8	8.8	8.8	10.0	10.0	10.0
 Expression and Information	9.3	9.3	9.3	9.3	9.3	9.3	9.2	9.3	9.3
Press Killed	10.0	10.0	10.0	10.0	10.0	10.0	10.0	10.0	10.0
Press Jailed	10.0	10.0	10.0	10.0	10.0	10.0	10.0	10.0	10.0
Laws and Reg. That Influence Media	7.7	7.7	7.7	7.3	7.0	7.0	7.0	7.0	7.0
Political Pressure, Control Media	7.8	7.8	7.8	7.8	7.8	7.8	7.5	7.8	8.0
Access to Cable and Satellite	10.0	10.0	10.0	10.0	10.0	10.0	10.0	10.0	10.0
Freedom of Access to Frgn. Info.	10.0	10.0	10.0	10.0	10.0	10.0	10.0	10.0	10.0
State Control over Internet Access	10.0	10.0	10.0	10.0	10.0	10.0	10.0	10.0	10.0
 Identity and Relationships	10.0	10.0	10.0	10.0	10.0	10.0	10.0	10.0	10.0
Legal Gender	-	-	-	-	-	-	-	-	-
Parental Rights	10.0	10.0	10.0	10.0	10.0	10.0	10.0	10.0	10.0
Same-Sex Relationships	10.0	10.0	10.0	10.0	10.0	10.0	10.0	10.0	10.0
Divorce	-	-	-	-	-	-	-	-	-

Human Freedom Score over Time



Human Freedom Ranking over Time



TAJIKISTAN

CAUCASUS & CENTRAL ASIA

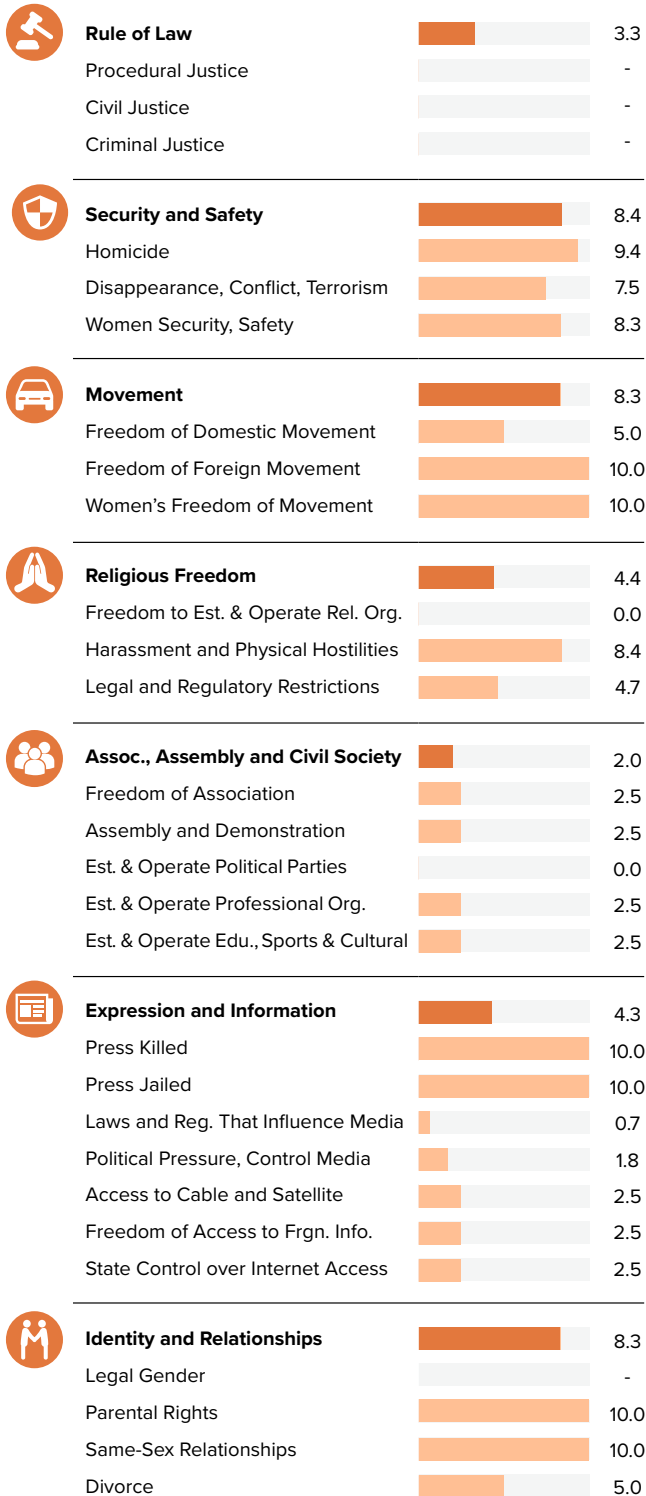
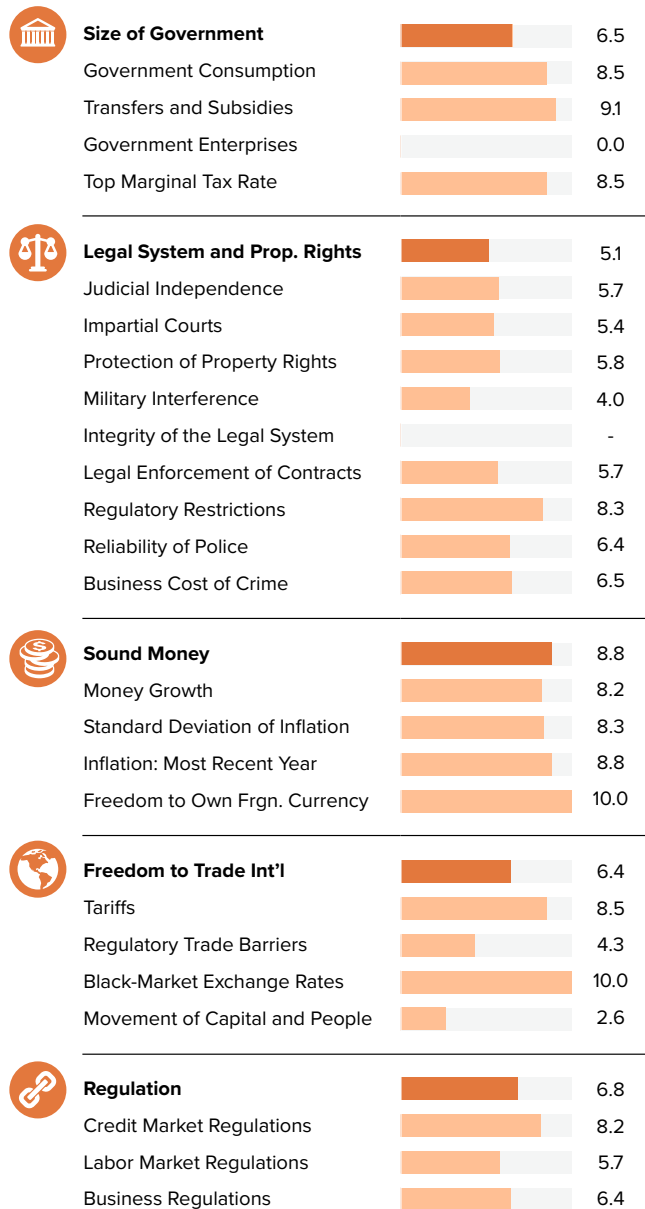
RANKING 124/162










Score 0–10

PERSONAL FREEDOM 5.65

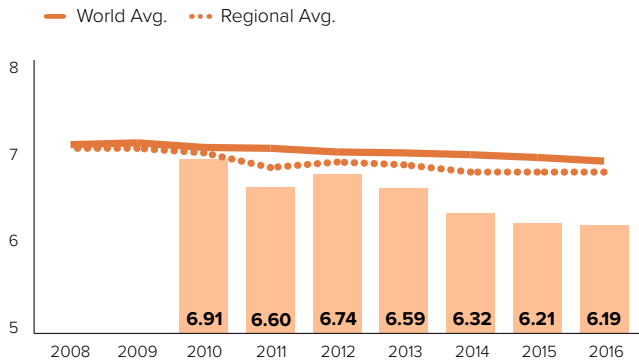
ECONOMIC FREEDOM 6.72

HUMAN FREEDOM 6.19**PERSONAL FREEDOM**Ranking
132/162**ECONOMIC FREEDOM**Ranking
92/162

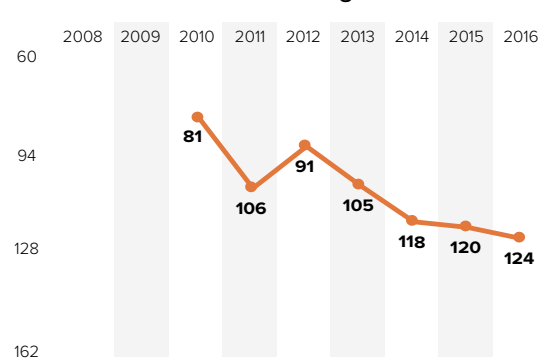
TAJIKISTAN | CAUCASUS & CENTRAL ASIA

	2008	2009	2010	2011	2012	2013	2014	2015	2016
HUMAN FREEDOM	-	-	6.91	6.60	6.74	6.59	6.32	6.21	6.19
ECONOMIC FREEDOM	-	-	6.28	6.39	6.75	6.55	6.68	6.65	6.72
PERSONAL FREEDOM	-	-	7.54	6.82	6.74	6.63	5.97	5.76	5.65
 Rule of Law	-	-	3.9	3.9	3.5	3.5	3.7	3.6	3.3
Procedural Justice	-	-	-	-	-	-	-	-	-
Civil Justice	-	-	-	-	-	-	-	-	-
Criminal Justice	-	-	-	-	-	-	-	-	-
 Security and Safety	-	-	8.3	8.9	9.0	8.6	8.4	8.3	8.4
Homicide	-	-	9.1	9.4	9.4	9.4	9.4	9.4	9.4
Disappearance, Conflict, Terrorism	-	-	7.5	8.3	8.4	8.0	7.5	7.4	7.5
Women Security, Safety	-	-	8.3	9.2	9.2	8.3	8.3	8.3	8.3
 Movement	-	-	10.0	8.3	8.3	8.3	8.3	8.3	8.3
Freedom of Domestic Movement	-	-	10.0	5.0	5.0	5.0	5.0	5.0	5.0
Freedom of Foreign Movement	-	-	10.0	10.0	10.0	10.0	10.0	10.0	10.0
Women's Freedom of Movement	-	-	10.0	10.0	10.0	10.0	10.0	10.0	10.0
 Religious Freedom	-	-	9.8	9.5	9.5	9.5	6.5	4.7	4.4
Freedom to Establish Religious Org.	-	-	-	-	-	-	0.0	0.0	0.0
Harassment and Physical Hostilities	-	-	9.6	9.4	9.6	9.6	9.6	8.2	8.4
Legal and Regulatory Restrictions	-	-	10.0	9.5	9.5	9.5	9.8	5.8	4.7
 Assoc., Assembly and Civil Society	-	-	-	-	-	-	2.0	2.0	2.0
Freedom of Association	-	-	-	-	-	-	2.5	2.5	2.5
Assembly and Demonstration	-	-	-	-	-	-	2.5	2.5	2.5
Est. & Operate Political Parties	-	-	-	-	-	-	0.0	0.0	0.0
Est. & Operate Professional Organizations	-	-	-	-	-	-	2.5	2.5	2.5
Est. & Operate Edu., Sporting and Cultural	-	-	-	-	-	-	2.5	2.5	2.5
 Expression and Information	-	-	6.2	6.1	6.1	6.0	4.5	4.4	4.3
Press Killed	-	-	10.0	10.0	10.0	10.0	10.0	10.0	10.0
Press Jailed	-	-	10.0	10.0	10.0	10.0	10.0	10.0	10.0
Laws and Reg. That Influence Media	-	-	1.7	1.7	1.7	1.7	1.7	1.3	0.7
Political Pressure, Control Media	-	-	3.0	2.8	2.8	2.5	2.0	2.0	1.8
Access to Cable and Satellite	-	-	-	-	-	-	2.5	2.5	2.5
Freedom of Access to Frgn. Info.	-	-	-	-	-	-	2.5	2.5	2.5
State Control over Internet Access	-	-	-	-	-	-	2.5	2.5	2.5
 Identity and Relationships	-	-	10.0	5.0	5.0	5.0	8.3	8.3	8.3
Legal Gender	-	-	-	-	-	-	-	-	-
Parental Rights	-	-	10.0	10.0	10.0	10.0	10.0	10.0	10.0
Same-Sex Relationships	-	-	10.0	0.0	0.0	0.0	10.0	10.0	10.0
Divorce	-	-	-	-	-	5.0	5.0	5.0	5.0

Human Freedom Score over Time



Human Freedom Ranking over Time



TANZANIA

SUB-SAHARAN AFRICA

RANKING 102/162



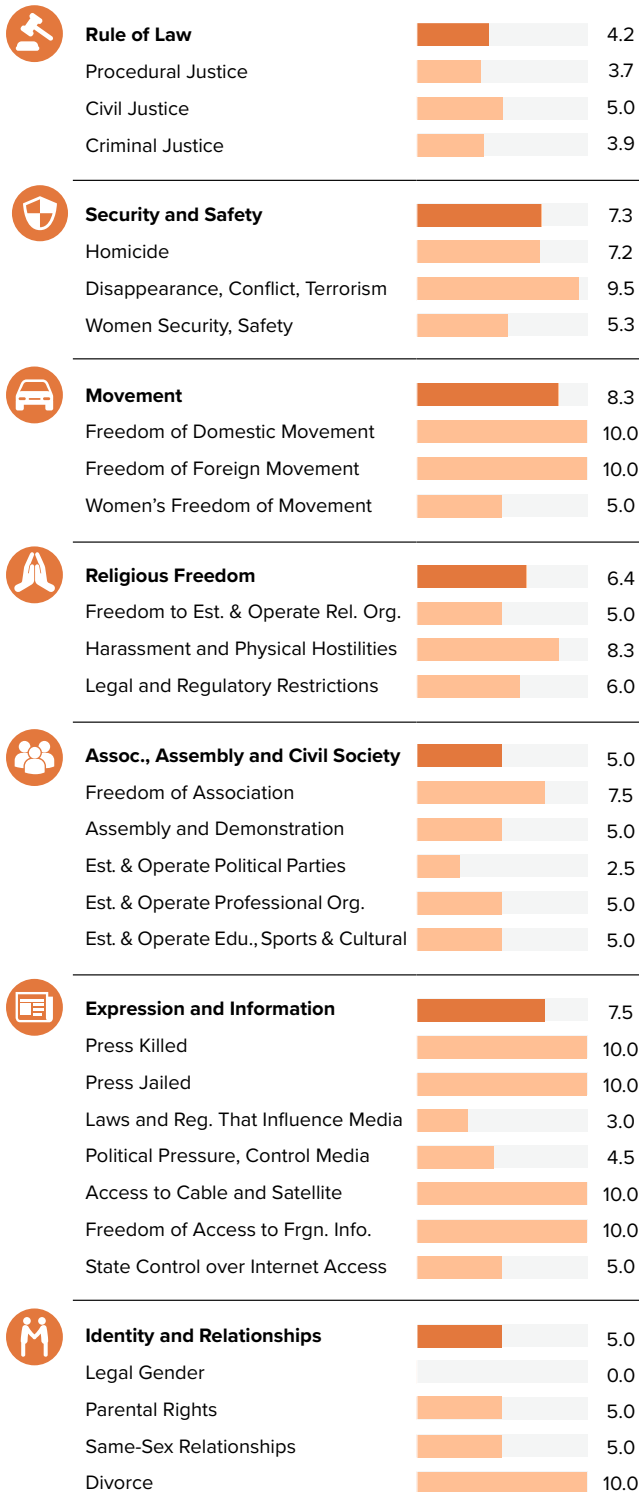
Score 0–10

PERSONAL FREEDOM 6.13

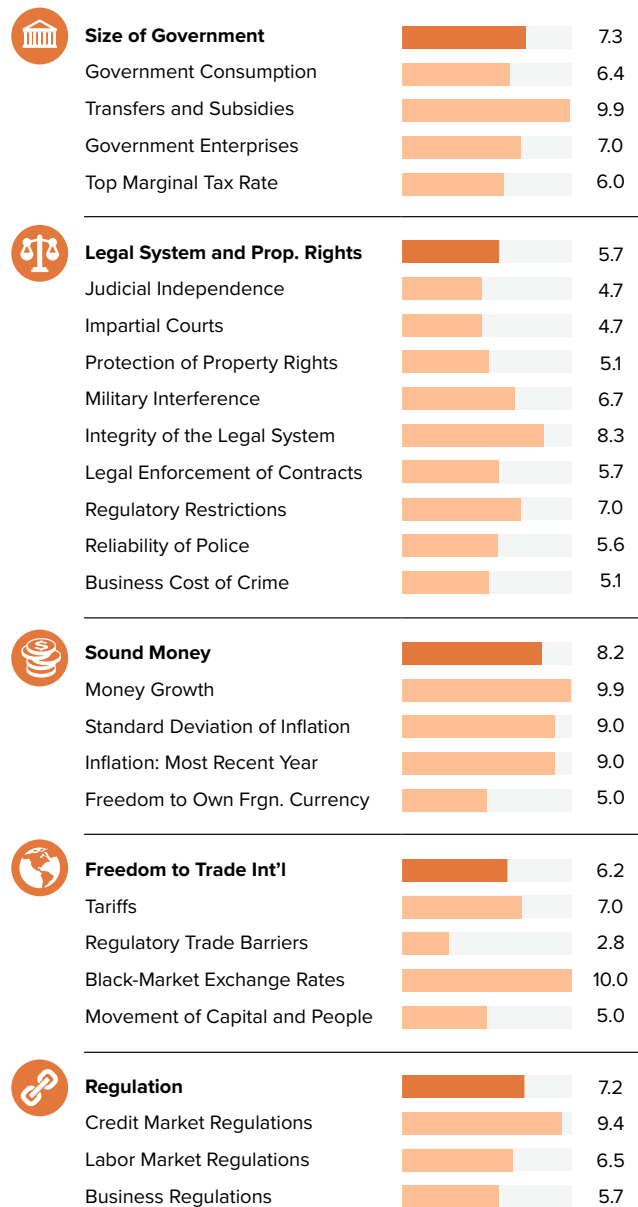
ECONOMIC FREEDOM 6.92

HUMAN FREEDOM 6.52

PERSONAL FREEDOM

 Ranking
116/162


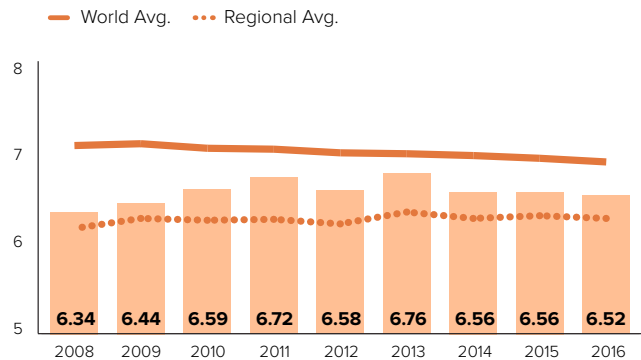
ECONOMIC FREEDOM

 Ranking
79/162


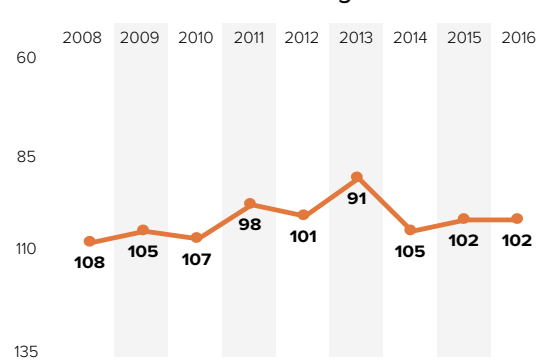
TANZANIA | SUB-SAHARAN AFRICA

	2008	2009	2010	2011	2012	2013	2014	2015	2016
HUMAN FREEDOM	6.34	6.44	6.59	6.72	6.58	6.76	6.56	6.56	6.52
ECONOMIC FREEDOM	6.20	6.42	6.70	6.76	6.62	6.85	6.76	6.92	6.92
PERSONAL FREEDOM	6.48	6.46	6.48	6.68	6.54	6.67	6.36	6.19	6.13
Rule of Law	4.7	4.7	4.7	4.7	4.5	4.5	4.5	4.2	4.2
Procedural Justice	4.3	4.3	4.3	4.3	4.2	4.2	4.6	3.7	3.7
Civil Justice	4.8	4.8	4.8	4.8	4.8	4.8	5.1	5.0	5.0
Criminal Justice	4.9	4.9	4.9	4.9	4.5	4.5	3.7	4.1	3.9
Security and Safety	8.0	8.0	8.0	7.1	7.1	7.0	7.3	7.3	7.3
Homicide	6.6	6.6	6.6	6.5	6.7	7.1	7.0	7.2	7.2
Disappearance, Conflict, Terrorism	9.5	9.5	9.5	8.5	8.5	8.5	9.5	9.5	9.5
Women Security, Safety	7.8	7.8	7.8	6.2	6.2	5.3	5.3	5.3	5.3
Movement	8.3	8.3	8.3	8.3	8.3	8.3	8.3	8.3	8.3
Freedom of Domestic Movement	5.0	10.0	5.0	10.0	10.0	10.0	10.0	10.0	10.0
Freedom of Foreign Movement	10.0	5.0	10.0	10.0	10.0	10.0	10.0	10.0	10.0
Women's Freedom of Movement	10.0	10.0	10.0	5.0	5.0	5.0	5.0	5.0	5.0
Religious Freedom	7.8	7.6	7.8	8.2	7.5	7.8	6.6	7.0	6.4
Freedom to Establish Religious Org.	8.8	8.8	8.8	8.8	8.8	8.8	5.0	5.0	5.0
Harassment and Physical Hostilities	9.1	8.7	8.7	8.8	8.5	8.7	9.0	8.9	8.3
Legal and Regulatory Restrictions	5.7	5.5	5.9	6.9	5.4	5.8	5.8	7.0	6.0
Assoc., Assembly and Civil Society	7.3	7.3	7.3	5.5	5.5	6.3	5.0	5.0	5.0
Freedom of Association	7.5	7.5	7.5	5.0	5.0	5.0	7.5	7.5	7.5
Assembly and Demonstration	7.5	7.5	7.5	5.0	5.0	5.0	5.0	5.0	5.0
Est. & Operate Political Parties	5.8	5.8	5.8	5.0	5.0	5.0	2.5	2.5	2.5
Est. & Operate Professional Organizations	7.1	7.1	7.1	3.8	3.8	3.8	5.0	5.0	5.0
Est. & Operate Edu., Sporting and Cultural	8.3	8.3	8.3	8.8	8.8	8.8	5.0	5.0	5.0
Expression and Information	7.1	7.1	7.2	7.9	7.5	7.4	7.7	7.6	7.5
Press Killed	10.0	10.0	10.0	10.0	8.0	8.0	10.0	10.0	10.0
Press Jailed	10.0	10.0	10.0	10.0	10.0	10.0	10.0	10.0	10.0
Laws and Reg. That Influence Media	4.7	4.3	4.3	4.0	4.0	4.0	4.0	4.0	3.0
Political Pressure, Control Media	5.3	5.5	6.0	6.0	5.5	4.5	4.8	4.5	4.5
Access to Cable and Satellite	6.7	6.7	6.7	7.5	7.5	7.5	10.0	10.0	10.0
Freedom of Access to Frgn. Info.	3.3	3.3	3.3	7.5	7.5	7.5	10.0	10.0	10.0
State Control over Internet Access	10.0	10.0	10.0	10.0	10.0	10.0	5.0	5.0	5.0
Identity and Relationships	2.5	2.5	2.5	7.5	7.5	8.3	6.7	5.0	5.0
Legal Gender	-	-	-	-	-	-	-	0.0	0.0
Parental Rights	5.0	5.0	5.0	5.0	5.0	5.0	5.0	5.0	5.0
Same-Sex Relationships	0.0	0.0	0.0	10.0	10.0	10.0	5.0	5.0	5.0
Divorce	-	-	-	-	-	10.0	10.0	10.0	10.0

Human Freedom Score over Time



Human Freedom Ranking over Time



THAILAND

SOUTH ASIA

RANKING 98/162








Score 0–10

PERSONAL FREEDOM 6.40






ECONOMIC FREEDOM 6.85

HUMAN FREEDOM 6.62

PERSONAL FREEDOM Ranking 106/162

	Rule of Law	<div style="width: 43%; height: 10px; background-color: #e67e22;"></div>	4.3
	Procedural Justice	<div style="width: 35%; height: 10px; background-color: #e67e22;"></div>	3.5
	Civil Justice	<div style="width: 53%; height: 10px; background-color: #e67e22;"></div>	5.3
	Criminal Justice	<div style="width: 40%; height: 10px; background-color: #e67e22;"></div>	4.0
<hr/>			
	Security and Safety	<div style="width: 87%; height: 10px; background-color: #e67e22;"></div>	8.7
	Homicide	<div style="width: 87%; height: 10px; background-color: #e67e22;"></div>	8.7
	Disappearance, Conflict, Terrorism	<div style="width: 90%; height: 10px; background-color: #e67e22;"></div>	9.0
	Women Security, Safety	<div style="width: 83%; height: 10px; background-color: #e67e22;"></div>	8.3
<hr/>			
	Movement	<div style="width: 83%; height: 10px; background-color: #e67e22;"></div>	8.3
	Freedom of Domestic Movement	<div style="width: 100%; height: 10px; background-color: #e67e22;"></div>	10.0
	Freedom of Foreign Movement	<div style="width: 50%; height: 10px; background-color: #e67e22;"></div>	5.0
	Women's Freedom of Movement	<div style="width: 100%; height: 10px; background-color: #e67e22;"></div>	10.0
<hr/>			
	Religious Freedom	<div style="width: 73%; height: 10px; background-color: #e67e22;"></div>	7.3
	Freedom to Est. & Operate Rel. Org.	<div style="width: 100%; height: 10px; background-color: #e67e22;"></div>	10.0
	Harassment and Physical Hostilities	<div style="width: 74%; height: 10px; background-color: #e67e22;"></div>	7.4
	Legal and Regulatory Restrictions	<div style="width: 44%; height: 10px; background-color: #e67e22;"></div>	4.4
<hr/>			
	Assoc., Assembly and Civil Society	<div style="width: 45%; height: 10px; background-color: #e67e22;"></div>	4.5
	Freedom of Association	<div style="width: 25%; height: 10px; background-color: #e67e22;"></div>	2.5
	Assembly and Demonstration	<div style="width: 0%; height: 10px; background-color: #e67e22;"></div>	0.0
	Est. & Operate Political Parties	<div style="width: 25%; height: 10px; background-color: #e67e22;"></div>	2.5
	Est. & Operate Professional Org.	<div style="width: 75%; height: 10px; background-color: #e67e22;"></div>	7.5
	Est. & Operate Edu., Sports & Cultural	<div style="width: 100%; height: 10px; background-color: #e67e22;"></div>	10.0
<hr/>			
	Expression and Information	<div style="width: 72%; height: 10px; background-color: #e67e22;"></div>	7.2
	Press Killed	<div style="width: 100%; height: 10px; background-color: #e67e22;"></div>	10.0
	Press Jailed	<div style="width: 99%; height: 10px; background-color: #e67e22;"></div>	9.9
	Laws and Reg. That Influence Media	<div style="width: 10%; height: 10px; background-color: #e67e22;"></div>	1.0
	Political Pressure, Control Media	<div style="width: 18%; height: 10px; background-color: #e67e22;"></div>	1.8
	Access to Cable and Satellite	<div style="width: 100%; height: 10px; background-color: #e67e22;"></div>	10.0
	Freedom of Access to Frgn. Info.	<div style="width: 100%; height: 10px; background-color: #e67e22;"></div>	10.0
	State Control over Internet Access	<div style="width: 75%; height: 10px; background-color: #e67e22;"></div>	7.5
<hr/>			
	Identity and Relationships	<div style="width: 44%; height: 10px; background-color: #e67e22;"></div>	4.4
	Legal Gender	<div style="width: 0%; height: 10px; background-color: #e67e22;"></div>	0.0
	Parental Rights	<div style="width: 75%; height: 10px; background-color: #e67e22;"></div>	7.5
	Same-Sex Relationships	<div style="width: 100%; height: 10px; background-color: #e67e22;"></div>	10.0
	Divorce	<div style="width: 0%; height: 10px; background-color: #e67e22;"></div>	0.0

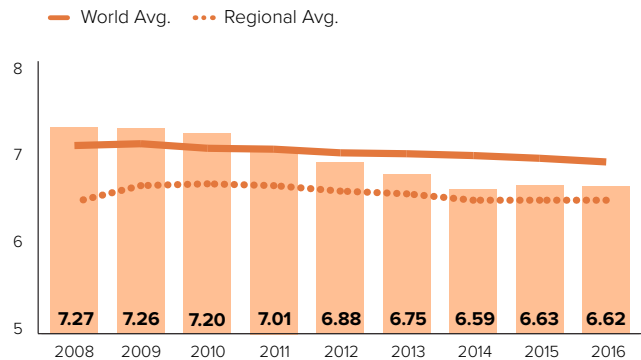
ECONOMIC FREEDOM Ranking 84/162

	Size of Government	<div style="width: 66%; height: 10px; background-color: #e67e22;"></div>	6.6
	Government Consumption	<div style="width: 43%; height: 10px; background-color: #e67e22;"></div>	4.3
	Transfers and Subsidies	<div style="width: 92%; height: 10px; background-color: #e67e22;"></div>	9.2
	Government Enterprises	<div style="width: 60%; height: 10px; background-color: #e67e22;"></div>	6.0
	Top Marginal Tax Rate	<div style="width: 70%; height: 10px; background-color: #e67e22;"></div>	7.0
<hr/>			
	Legal System and Prop. Rights	<div style="width: 47%; height: 10px; background-color: #e67e22;"></div>	4.7
	Judicial Independence	<div style="width: 51%; height: 10px; background-color: #e67e22;"></div>	5.1
	Impartial Courts	<div style="width: 44%; height: 10px; background-color: #e67e22;"></div>	4.4
	Protection of Property Rights	<div style="width: 52%; height: 10px; background-color: #e67e22;"></div>	5.2
	Military Interference	<div style="width: 33%; height: 10px; background-color: #e67e22;"></div>	3.3
	Integrity of the Legal System	<div style="width: 42%; height: 10px; background-color: #e67e22;"></div>	4.2
	Legal Enforcement of Contracts	<div style="width: 63%; height: 10px; background-color: #e67e22;"></div>	6.3
	Regulatory Restrictions	<div style="width: 75%; height: 10px; background-color: #e67e22;"></div>	7.5
	Reliability of Police	<div style="width: 51%; height: 10px; background-color: #e67e22;"></div>	5.1
	Business Cost of Crime	<div style="width: 52%; height: 10px; background-color: #e67e22;"></div>	5.2
<hr/>			
	Sound Money	<div style="width: 86%; height: 10px; background-color: #e67e22;"></div>	8.6
	Money Growth	<div style="width: 98%; height: 10px; background-color: #e67e22;"></div>	9.8
	Standard Deviation of Inflation	<div style="width: 98%; height: 10px; background-color: #e67e22;"></div>	9.8
	Inflation: Most Recent Year	<div style="width: 100%; height: 10px; background-color: #e67e22;"></div>	10.0
	Freedom to Own Frgn. Currency	<div style="width: 50%; height: 10px; background-color: #e67e22;"></div>	5.0
<hr/>			
	Freedom to Trade Int'l	<div style="width: 71%; height: 10px; background-color: #e67e22;"></div>	7.1
	Tariffs	<div style="width: 70%; height: 10px; background-color: #e67e22;"></div>	7.0
	Regulatory Trade Barriers	<div style="width: 68%; height: 10px; background-color: #e67e22;"></div>	6.8
	Black-Market Exchange Rates	<div style="width: 100%; height: 10px; background-color: #e67e22;"></div>	10.0
	Movement of Capital and People	<div style="width: 47%; height: 10px; background-color: #e67e22;"></div>	4.7
<hr/>			
	Regulation	<div style="width: 71%; height: 10px; background-color: #e67e22;"></div>	7.1
	Credit Market Regulations	<div style="width: 93%; height: 10px; background-color: #e67e22;"></div>	9.3
	Labor Market Regulations	<div style="width: 47%; height: 10px; background-color: #e67e22;"></div>	4.7
	Business Regulations	<div style="width: 72%; height: 10px; background-color: #e67e22;"></div>	7.2

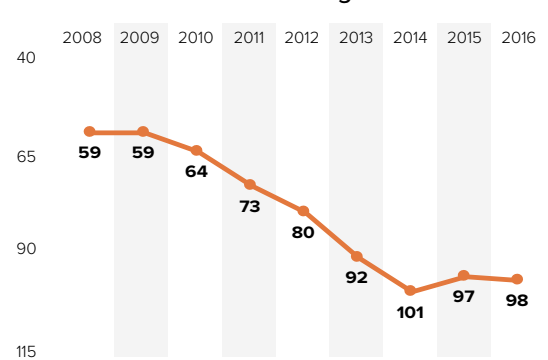
THAILAND | SOUTH ASIA

	2008	2009	2010	2011	2012	2013	2014	2015	2016
HUMAN FREEDOM	7.27	7.26	7.20	7.01	6.88	6.75	6.59	6.63	6.62
ECONOMIC FREEDOM	6.80	6.69	6.65	6.59	6.58	6.61	6.62	6.80	6.85
PERSONAL FREEDOM	7.75	7.84	7.75	7.42	7.19	6.88	6.57	6.45	6.40
Rule of Law	5.6	5.6	5.6	5.6	4.7	4.7	4.1	4.3	4.3
Procedural Justice	6.4	6.4	6.4	6.4	5.1	5.1	3.4	3.3	3.5
Civil Justice	4.3	4.3	4.3	4.3	3.9	3.9	4.6	5.3	5.3
Criminal Justice	5.9	5.9	5.9	5.9	5.1	5.1	4.3	4.5	4.0
Security and Safety	8.3	8.4	8.5	8.5	8.4	7.9	8.4	8.5	8.7
Homicide	7.6	7.8	7.8	8.0	8.0	8.3	8.5	8.6	8.7
Disappearance, Conflict, Terrorism	7.3	7.3	7.6	7.5	7.0	7.2	8.4	8.6	9.0
Women Security, Safety	10.0	10.0	10.0	10.0	10.0	8.3	8.3	8.3	8.3
Movement	10.0	10.0	10.0	10.0	10.0	10.0	8.3	8.3	8.3
Freedom of Domestic Movement	10.0	10.0	10.0	10.0	10.0	10.0	10.0	10.0	10.0
Freedom of Foreign Movement	10.0	10.0	10.0	10.0	10.0	10.0	5.0	5.0	5.0
Women's Freedom of Movement	10.0	10.0	10.0	10.0	10.0	10.0	10.0	10.0	10.0
Religious Freedom	8.2	8.3	7.7	7.2	7.5	7.3	8.6	8.1	7.3
Freedom to Establish Religious Org.	8.8	8.8	8.8	7.5	7.5	7.5	10.0	10.0	10.0
Harassment and Physical Hostilities	8.4	9.2	7.9	7.9	7.5	7.1	8.4	7.4	7.4
Legal and Regulatory Restrictions	7.4	7.0	6.5	6.3	7.5	7.2	7.4	6.8	4.4
Assoc., Assembly and Civil Society	8.3	8.3	8.3	7.8	7.8	7.5	4.5	4.5	4.5
Freedom of Association	7.5	7.5	7.5	7.5	7.5	7.5	2.5	2.5	2.5
Assembly and Demonstration	10.0	10.0	10.0	7.5	7.5	7.5	0.0	0.0	0.0
Est. & Operate Political Parties	7.1	7.1	7.1	8.8	8.8	8.8	2.5	2.5	2.5
Est. & Operate Professional Organizations	7.1	7.1	7.1	7.5	7.5	7.5	7.5	7.5	7.5
Est. & Operate Edu., Sporting and Cultural	10.0	10.0	10.0	7.5	7.5	7.5	10.0	10.0	10.0
Expression and Information	6.2	6.8	6.2	6.5	6.4	6.6	7.2	7.1	7.2
Press Killed	5.5	10.0	7.0	8.5	8.5	10.0	10.0	10.0	10.0
Press Jailed	10.0	10.0	10.0	9.9	9.9	9.9	9.6	9.7	9.9
Laws and Reg. That Influence Media	4.7	4.3	3.7	3.3	3.0	3.0	1.0	1.0	1.0
Political Pressure, Control Media	3.3	3.3	3.0	4.0	3.8	3.3	2.3	1.8	1.8
Access to Cable and Satellite	10.0	10.0	10.0	7.5	7.5	7.5	10.0	10.0	10.0
Freedom of Access to Frgn. Info.	6.7	6.7	6.7	7.5	7.5	7.5	10.0	10.0	10.0
State Control over Internet Access	3.3	3.3	3.3	5.0	5.0	5.0	7.5	7.5	7.5
Identity and Relationships	10.0	10.0	10.0	7.5	7.5	5.8	5.8	4.4	4.4
Legal Gender	-	-	-	-	-	-	-	0.0	0.0
Parental Rights	10.0	10.0	10.0	5.0	5.0	7.5	7.5	7.5	7.5
Same-Sex Relationships	10.0	10.0	10.0	10.0	10.0	10.0	10.0	10.0	10.0
Divorce	-	-	-	-	-	0.0	0.0	0.0	0.0

Human Freedom Score over Time



Human Freedom Ranking over Time



TIMOR-LESTE

SOUTH ASIA

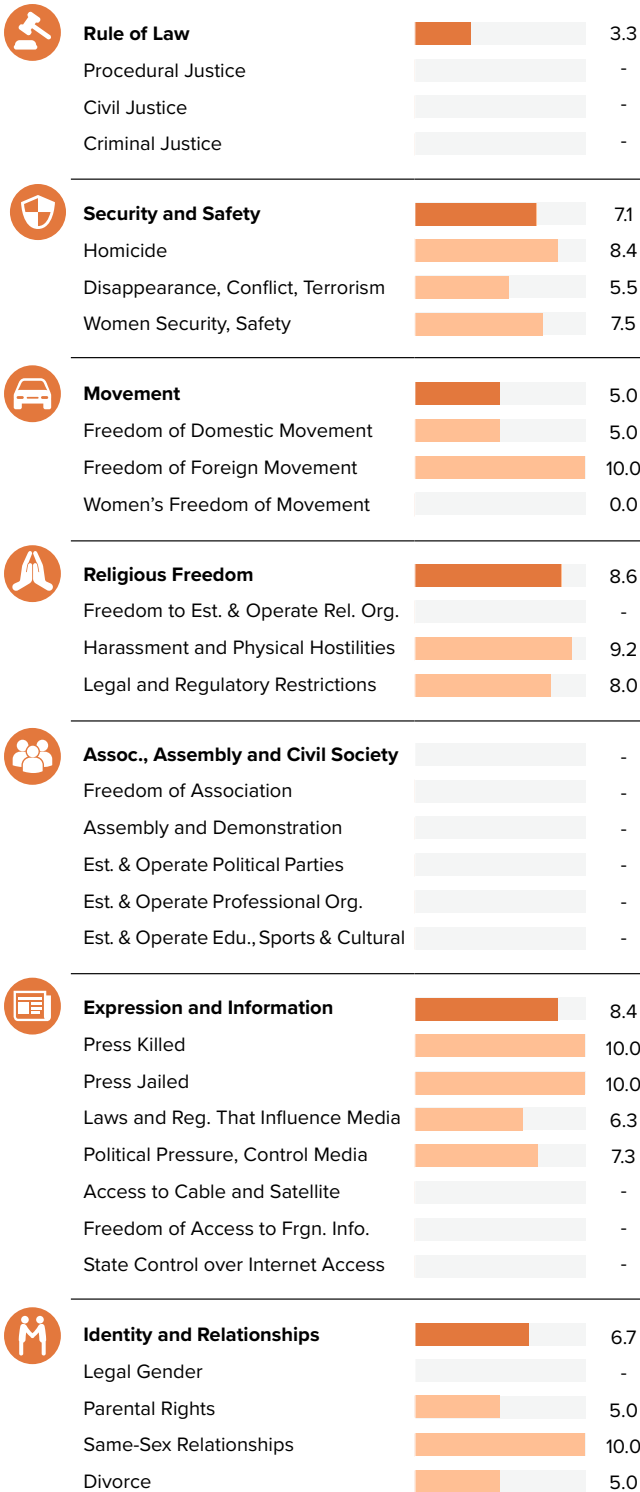
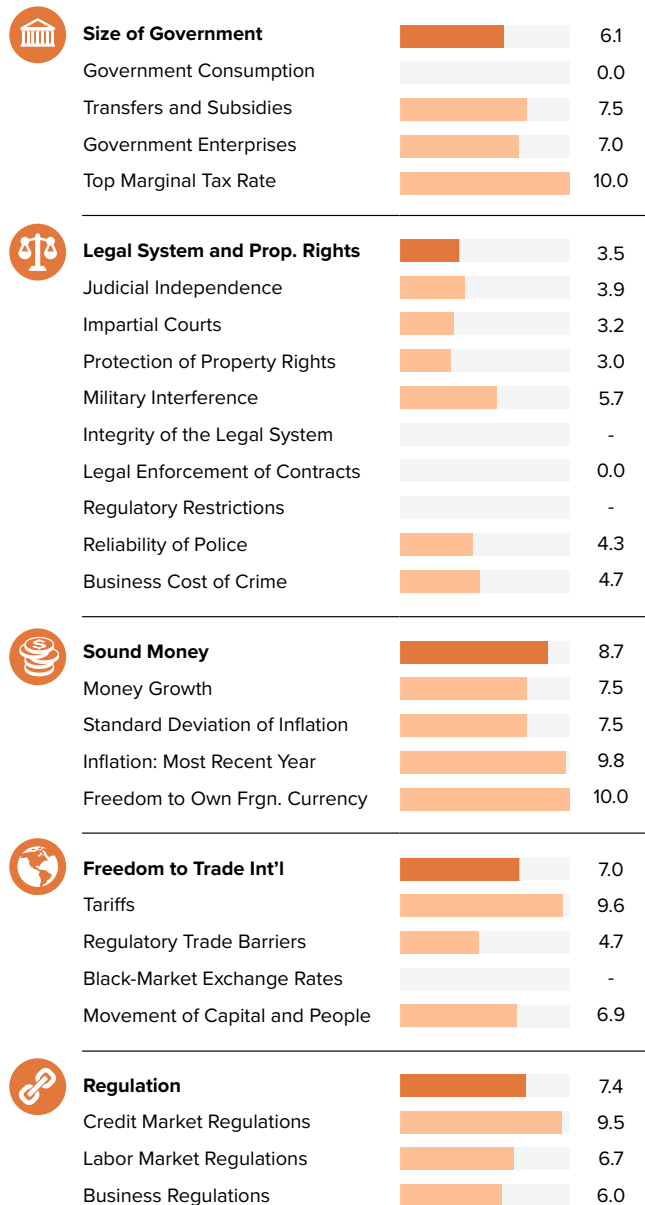
RANKING 114/162



Score 0–10

PERSONAL FREEDOM 6.19

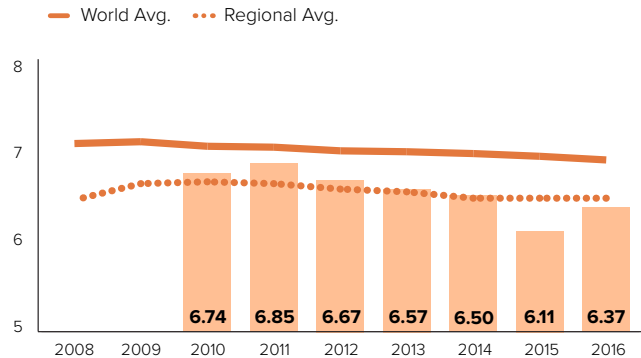
ECONOMIC FREEDOM 6.55

HUMAN FREEDOM 6.37**PERSONAL FREEDOM**Ranking
113/162**ECONOMIC FREEDOM**Ranking
101/162

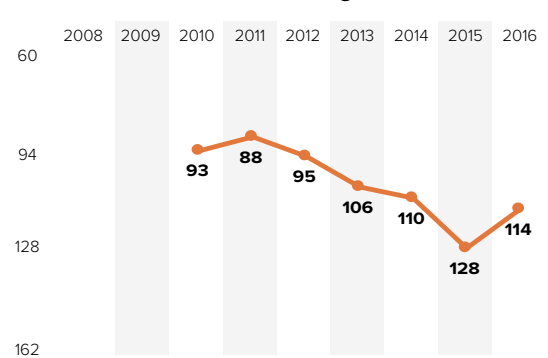
TIMOR-LESTE | SOUTH ASIA

	2008	2009	2010	2011	2012	2013	2014	2015	2016
HUMAN FREEDOM	-	-	6.74	6.85	6.67	6.57	6.50	6.11	6.37
ECONOMIC FREEDOM	-	-	6.00	6.89	6.69	6.64	6.68	6.60	6.55
PERSONAL FREEDOM	-	-	7.49	6.80	6.64	6.49	6.32	5.61	6.19
Rule of Law	-	-	3.8	3.8	3.4	3.4	3.3	0.0	3.3
Procedural Justice	-	-	-	-	-	-	-	-	-
Civil Justice	-	-	-	-	-	-	-	-	-
Criminal Justice	-	-	-	-	-	-	-	-	-
Security and Safety	-	-	8.5	8.7	8.5	8.5	8.5	8.5	7.1
Homicide	-	-	8.6	8.6	8.6	8.4	8.4	8.4	8.4
Disappearance, Conflict, Terrorism	-	-	9.5	10.0	9.5	9.5	9.5	9.5	5.5
Women Security, Safety	-	-	7.5	7.5	7.5	7.5	7.5	7.5	7.5
Movement	-	-	10.0	6.7	6.7	6.7	5.0	5.0	5.0
Freedom of Domestic Movement	-	-	10.0	10.0	10.0	10.0	5.0	5.0	5.0
Freedom of Foreign Movement	-	-	10.0	10.0	10.0	10.0	10.0	10.0	10.0
Women's Freedom of Movement	-	-	10.0	0.0	0.0	0.0	0.0	0.0	0.0
Religious Freedom	-	-	6.8	6.8	6.7	6.4	6.8	7.9	8.6
Freedom to Establish Religious Org.	-	-	-	-	-	-	-	-	-
Harassment and Physical Hostilities	-	-	8.2	7.7	7.4	7.8	7.6	8.8	9.2
Legal and Regulatory Restrictions	-	-	5.3	5.9	5.9	5.0	6.0	7.0	8.0
Assoc., Assembly and Civil Society	-	-	-	-	-	-	-	-	-
Freedom of Association	-	-	-	-	-	-	-	-	-
Assembly and Demonstration	-	-	-	-	-	-	-	-	-
Est. & Operate Political Parties	-	-	-	-	-	-	-	-	-
Est. & Operate Professional Organizations	-	-	-	-	-	-	-	-	-
Est. & Operate Edu., Sporting and Cultural	-	-	-	-	-	-	-	-	-
Expression and Information	-	-	8.4	8.4	8.4	8.4	8.4	8.4	8.4
Press Killed	-	-	10.0	10.0	10.0	10.0	10.0	10.0	10.0
Press Jailed	-	-	10.0	10.0	10.0	10.0	10.0	10.0	10.0
Laws and Reg. That Influence Media	-	-	6.3	6.3	6.3	6.3	6.3	6.3	6.3
Political Pressure, Control Media	-	-	7.3	7.3	7.3	7.3	7.3	7.3	7.3
Access to Cable and Satellite	-	-	-	-	-	-	-	-	-
Freedom of Access to Frgn. Info.	-	-	-	-	-	-	-	-	-
State Control over Internet Access	-	-	-	-	-	-	-	-	-
Identity and Relationships	-	-	10.0	7.5	7.5	6.7	6.7	6.7	6.7
Legal Gender	-	-	-	-	-	-	-	-	-
Parental Rights	-	-	10.0	5.0	5.0	5.0	5.0	5.0	5.0
Same-Sex Relationships	-	-	10.0	10.0	10.0	10.0	10.0	10.0	10.0
Divorce	-	-	-	-	-	5.0	5.0	5.0	5.0

Human Freedom Score over Time



Human Freedom Ranking over Time



TOGO

SUB-SAHARAN AFRICA
RANKING 119/162



Score 0–10

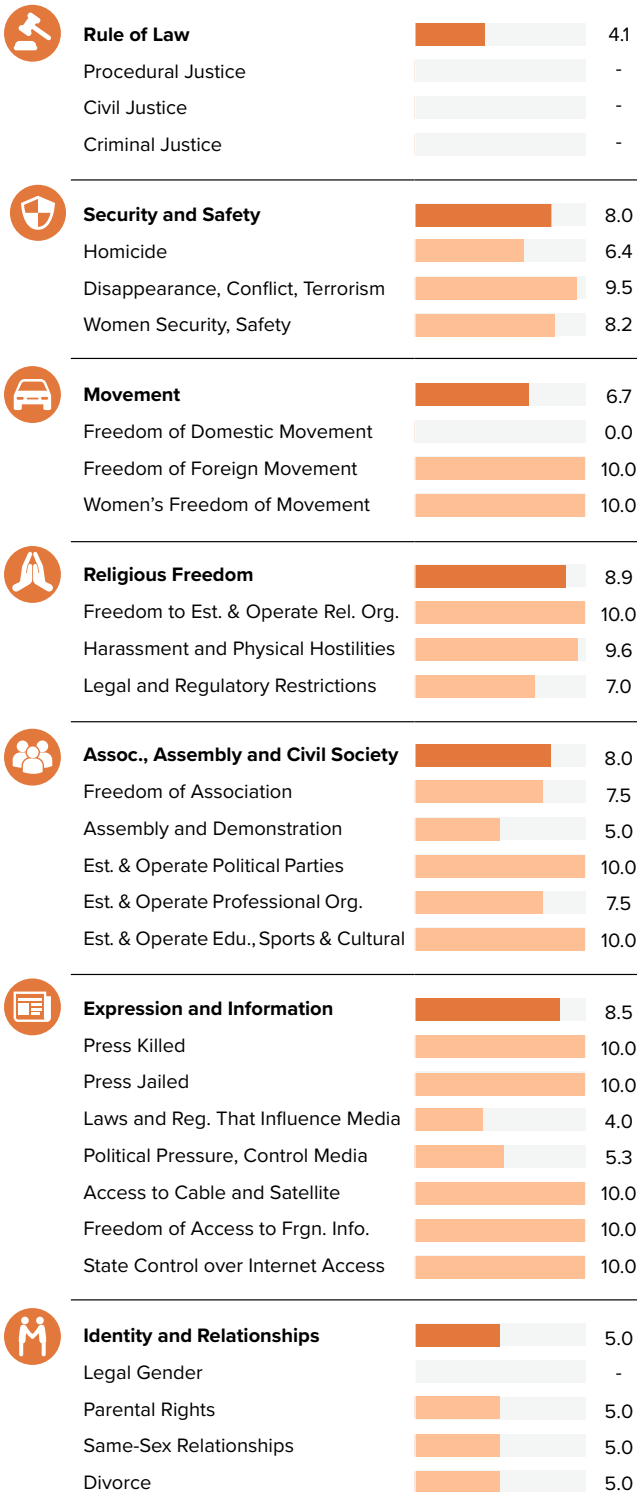
PERSONAL FREEDOM 6.73

ECONOMIC FREEDOM 5.82

HUMAN FREEDOM 6.27

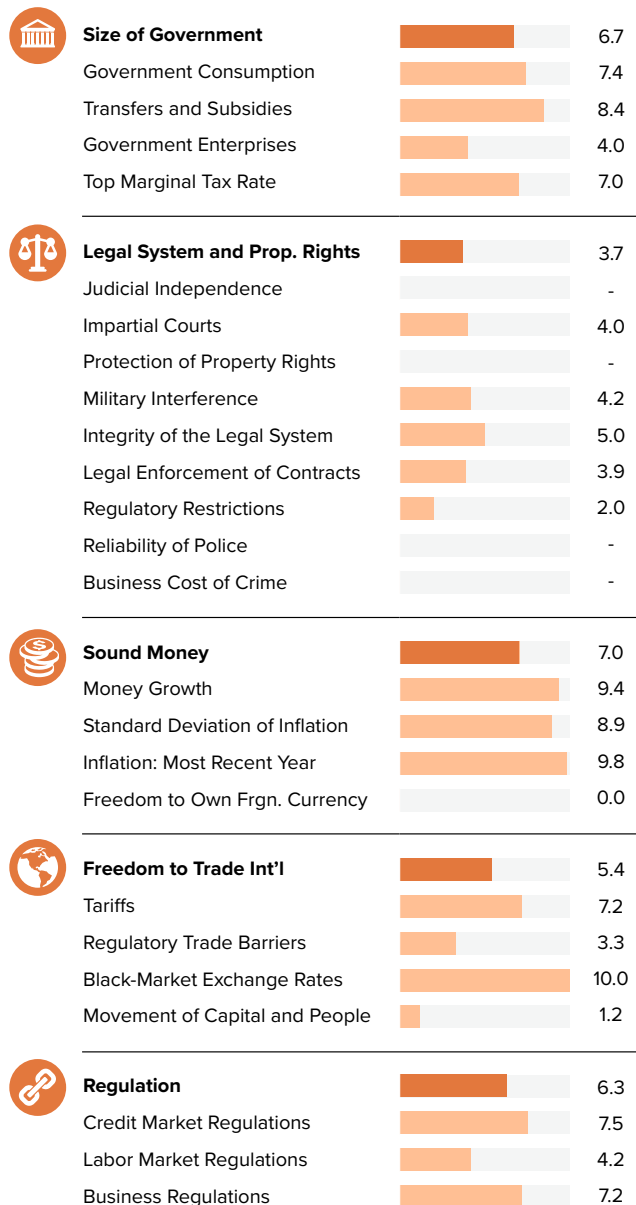
PERSONAL FREEDOM

Ranking
92/162










ECONOMIC FREEDOM

Ranking
141/162

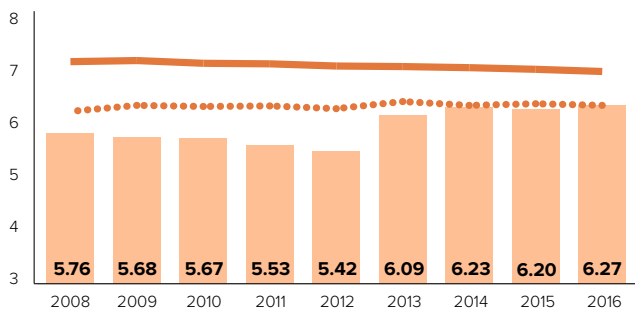


TOGO | SUB-SAHARAN AFRICA

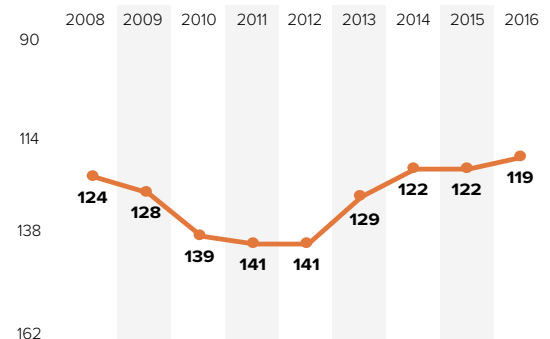
	2008	2009	2010	2011	2012	2013	2014	2015	2016
HUMAN FREEDOM	5.76	5.68	5.67	5.53	5.42	6.09	6.23	6.20	6.27
ECONOMIC FREEDOM	5.67	5.57	5.55	5.45	5.33	6.25	5.79	5.69	5.82
PERSONAL FREEDOM	5.86	5.79	5.80	5.61	5.50	5.94	6.67	6.70	6.73
 Rule of Law	4.2	4.2	4.2	4.2	3.9	3.9	3.8	3.9	4.1
Procedural Justice	-	-	-	-	-	-	-	-	-
Civil Justice	-	-	-	-	-	-	-	-	-
Criminal Justice	-	-	-	-	-	-	-	-	-
 Security and Safety	7.5	7.3	7.3	8.1	7.9	8.0	8.0	8.0	8.0
Homicide	6.2	6.2	6.2	6.2	6.2	6.4	6.4	6.4	6.4
Disappearance, Conflict, Terrorism	10.0	9.5	9.5	10.0	9.5	9.5	9.5	9.5	9.5
Women Security, Safety	6.3	6.3	6.3	8.1	8.1	8.2	8.2	8.2	8.2
 Movement	5.0	5.0	5.0	1.7	1.7	5.0	6.7	6.7	6.7
Freedom of Domestic Movement	0.0	5.0	0.0	5.0	5.0	5.0	0.0	0.0	0.0
Freedom of Foreign Movement	5.0	0.0	5.0	0.0	0.0	0.0	10.0	10.0	10.0
Women's Freedom of Movement	10.0	10.0	10.0	0.0	0.0	10.0	10.0	10.0	10.0
 Religious Freedom	8.7	8.6	8.6	8.4	8.7	8.4	9.2	9.1	8.9
Freedom to Establish Religious Org.	7.1	7.1	7.1	7.5	7.5	7.5	10.0	10.0	10.0
Harassment and Physical Hostilities	10.0	9.9	9.9	9.9	9.9	9.9	9.9	9.6	9.6
Legal and Regulatory Restrictions	9.0	8.7	8.7	7.8	8.8	7.9	7.7	7.6	7.0
 Assoc., Assembly and Civil Society	6.1	6.1	6.1	5.8	5.8	5.8	8.0	8.0	8.0
Freedom of Association	10.0	10.0	10.0	5.0	5.0	5.0	7.5	7.5	7.5
Assembly and Demonstration	5.0	5.0	5.0	5.0	5.0	5.0	5.0	5.0	5.0
Est. & Operate Political Parties	7.1	7.1	7.1	5.0	5.0	5.0	10.0	10.0	10.0
Est. & Operate Professional Organizations	4.2	4.2	4.2	6.3	6.3	6.3	7.5	7.5	7.5
Est. & Operate Edu., Sporting and Cultural	4.2	4.2	4.2	7.5	7.5	7.5	10.0	10.0	10.0
 Expression and Information	7.0	6.9	7.0	7.0	6.9	7.1	8.3	8.3	8.5
Press Killed	10.0	10.0	10.0	10.0	10.0	10.0	10.0	10.0	10.0
Press Jailed	10.0	10.0	10.0	10.0	10.0	10.0	10.0	10.0	10.0
Laws and Reg. That Influence Media	2.3	2.0	2.3	2.7	2.7	3.3	3.7	3.7	4.0
Political Pressure, Control Media	3.3	3.0	3.0	3.5	3.3	3.8	4.3	4.8	5.3
Access to Cable and Satellite	6.7	6.7	6.7	7.5	7.5	7.5	10.0	10.0	10.0
Freedom of Access to Frgn. Info.	6.7	6.7	6.7	7.5	7.5	7.5	10.0	10.0	10.0
State Control over Internet Access	10.0	10.0	10.0	7.5	7.5	7.5	10.0	10.0	10.0
 Identity and Relationships	2.5	2.5	2.5	2.5	2.5	3.3	5.0	5.0	5.0
Legal Gender	-	-	-	-	-	-	-	-	-
Parental Rights	5.0	5.0	5.0	5.0	5.0	5.0	5.0	5.0	5.0
Same-Sex Relationships	0.0	0.0	0.0	0.0	0.0	0.0	5.0	5.0	5.0
Divorce	-	-	-	-	-	5.0	5.0	5.0	5.0

Human Freedom Score over Time

— World Avg. ●●● Regional Avg.



Human Freedom Ranking over Time



TRINIDAD AND TOBAGO

LATIN AMERICA & THE CARIBBEAN

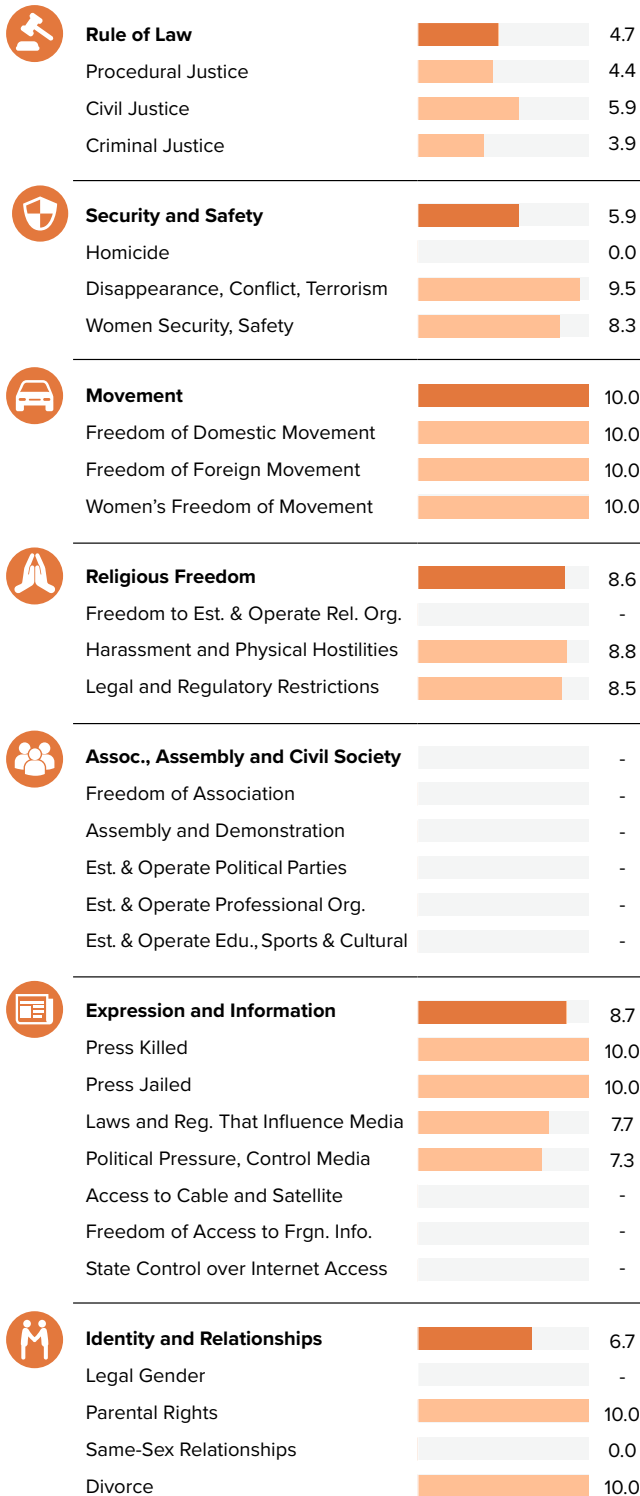
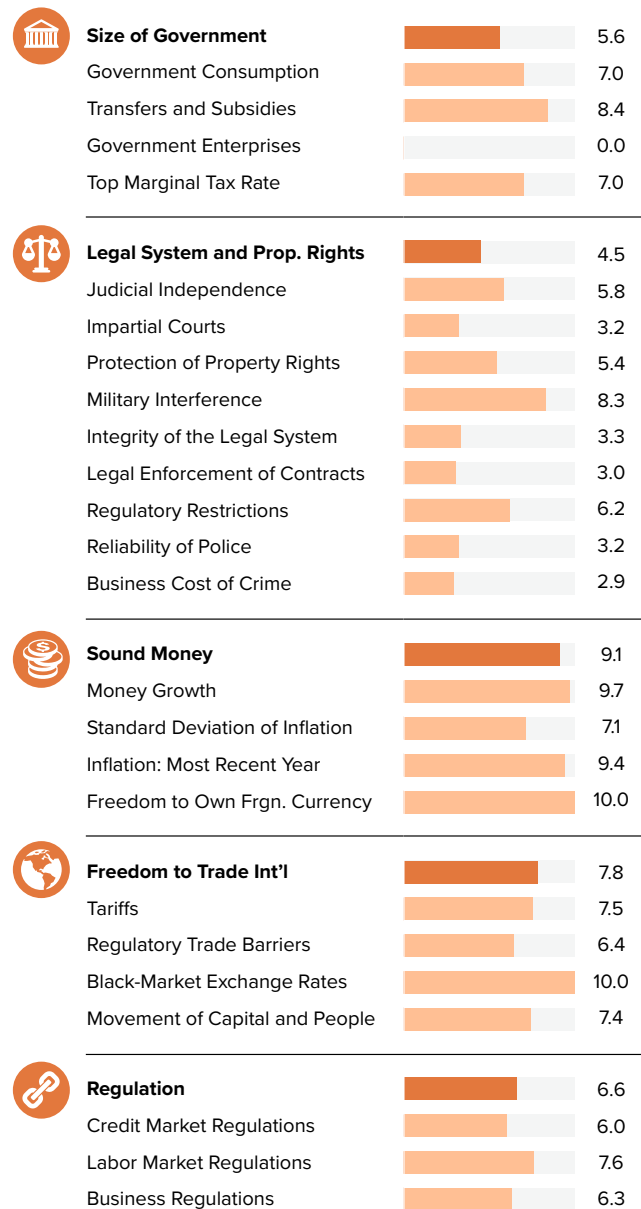
RANKING 81/162










Score 0–10

PERSONAL FREEDOM 6.92

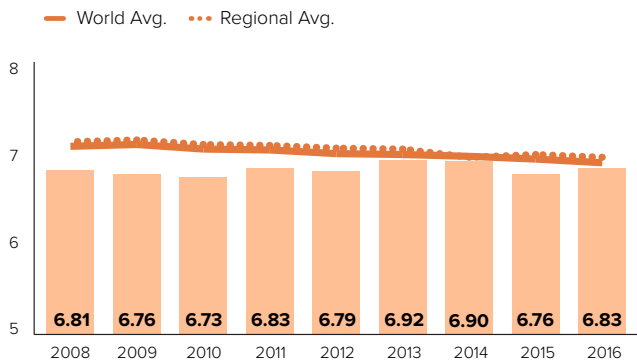
ECONOMIC FREEDOM 6.73

HUMAN FREEDOM 6.83**PERSONAL FREEDOM**Ranking
82/162**ECONOMIC FREEDOM**Ranking
91/162

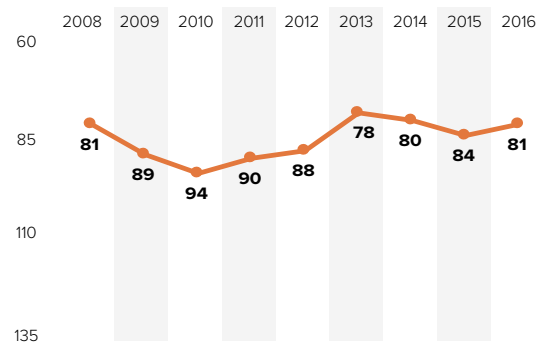
TRINIDAD AND TOBAGO | LATIN AMERICA & THE CARIBBEAN

	2008	2009	2010	2011	2012	2013	2014	2015	2016
HUMAN FREEDOM	6.81	6.76	6.73	6.83	6.79	6.92	6.90	6.76	6.83
ECONOMIC FREEDOM	6.74	6.61	6.61	6.65	6.60	6.77	6.75	6.48	6.73
PERSONAL FREEDOM	6.87	6.92	6.84	7.01	6.99	7.07	7.06	7.04	6.92
 Rule of Law	5.2	5.2	5.2	5.2	4.9	4.9	4.9	5.0	4.7
Procedural Justice	-	-	-	-	-	-	-	4.9	4.4
Civil Justice	-	-	-	-	-	-	-	6.1	5.9
Criminal Justice	-	-	-	-	-	-	-	4.0	3.9
 Security and Safety	5.7	5.7	5.7	6.3	6.5	5.9	5.9	5.9	5.9
Homicide	0.0	0.0	0.0	0.0	0.0	0.0	0.0	0.0	0.0
Disappearance, Conflict, Terrorism	9.5	9.5	9.5	9.0	9.5	9.4	9.5	9.5	9.5
Women Security, Safety	7.5	7.5	7.5	10.0	10.0	8.3	8.3	8.3	8.3
 Movement	10.0	10.0	10.0	10.0	10.0	10.0	10.0	10.0	10.0
Freedom of Domestic Movement	10.0	10.0	10.0	10.0	10.0	10.0	10.0	10.0	10.0
Freedom of Foreign Movement	10.0	10.0	10.0	10.0	10.0	10.0	10.0	10.0	10.0
Women's Freedom of Movement	10.0	10.0	10.0	10.0	10.0	10.0	10.0	10.0	10.0
 Religious Freedom	9.4	9.8	9.2	9.2	9.3	9.4	9.4	9.1	8.6
Freedom to Establish Religious Org.	-	-	-	-	-	-	-	-	-
Harassment and Physical Hostilities	9.3	9.8	9.4	9.7	9.8	9.8	9.8	9.6	8.8
Legal and Regulatory Restrictions	9.4	9.7	9.0	8.8	8.8	9.0	9.0	8.5	8.5
 Assoc., Assembly and Civil Society	-	-	-	-	-	-	-	-	-
Freedom of Association	-	-	-	-	-	-	-	-	-
Assembly and Demonstration	-	-	-	-	-	-	-	-	-
Est. & Operate Political Parties	-	-	-	-	-	-	-	-	-
Est. & Operate Professional Organizations	-	-	-	-	-	-	-	-	-
Est. & Operate Edu., Sporting and Cultural	-	-	-	-	-	-	-	-	-
 Expression and Information	8.9	8.9	8.8	8.8	8.8	8.8	8.7	8.7	8.7
Press Killed	10.0	10.0	10.0	10.0	10.0	10.0	10.0	10.0	10.0
Press Jailed	10.0	10.0	10.0	10.0	10.0	10.0	10.0	10.0	10.0
Laws and Reg. That Influence Media	8.0	8.0	8.0	8.0	8.0	8.0	7.7	7.7	7.7
Political Pressure, Control Media	7.5	7.5	7.3	7.3	7.0	7.3	7.0	7.0	7.3
Access to Cable and Satellite	-	-	-	-	-	-	-	-	-
Freedom of Access to Frgn. Info.	-	-	-	-	-	-	-	-	-
State Control over Internet Access	-	-	-	-	-	-	-	-	-
 Identity and Relationships	5.0	5.0	5.0	5.0	5.0	6.7	6.7	6.7	6.7
Legal Gender	-	-	-	-	-	-	-	-	-
Parental Rights	10.0	10.0	10.0	10.0	10.0	10.0	10.0	10.0	10.0
Same-Sex Relationships	0.0	0.0	0.0	0.0	0.0	0.0	0.0	0.0	0.0
Divorce	-	-	-	-	-	10.0	10.0	10.0	10.0

Human Freedom Score over Time



Human Freedom Ranking over Time



TUNISIA

MIDDLE EAST & NORTH AFRICA

RANKING 109/162



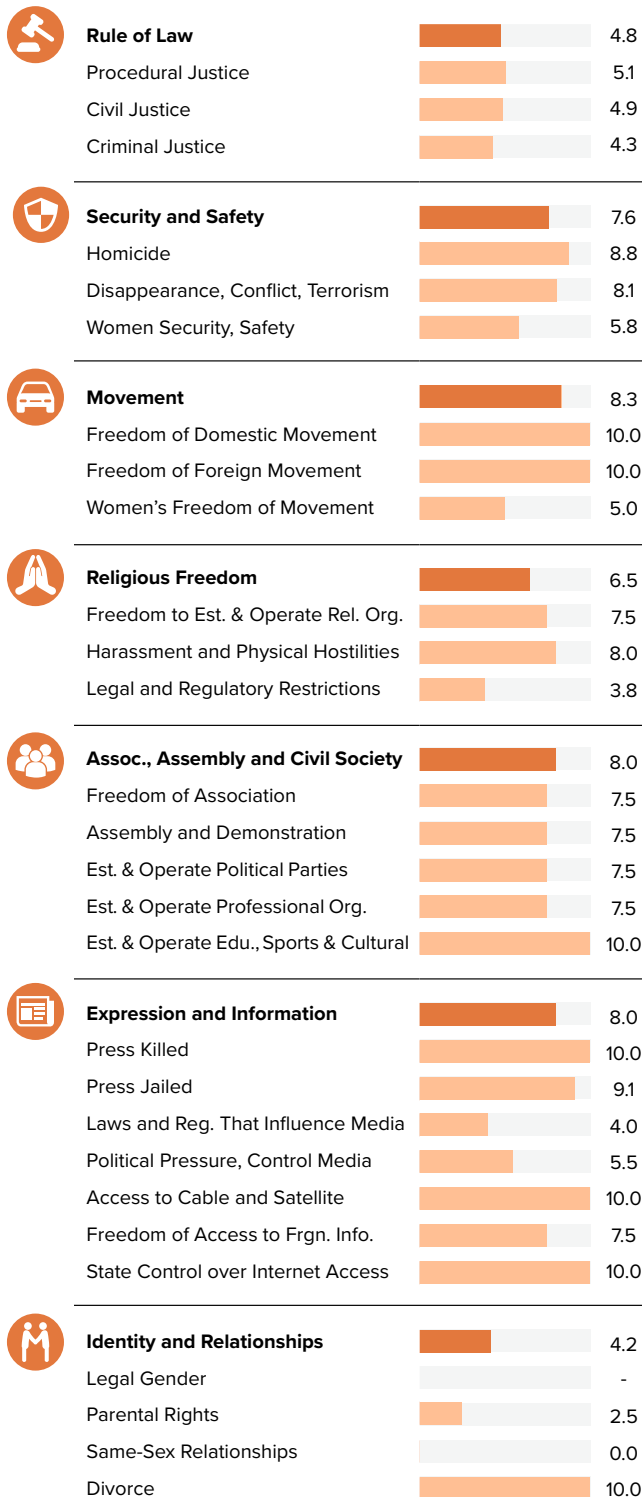
Score 0–10

PERSONAL FREEDOM 6.58
ECONOMIC FREEDOM 6.29

HUMAN FREEDOM 6.43

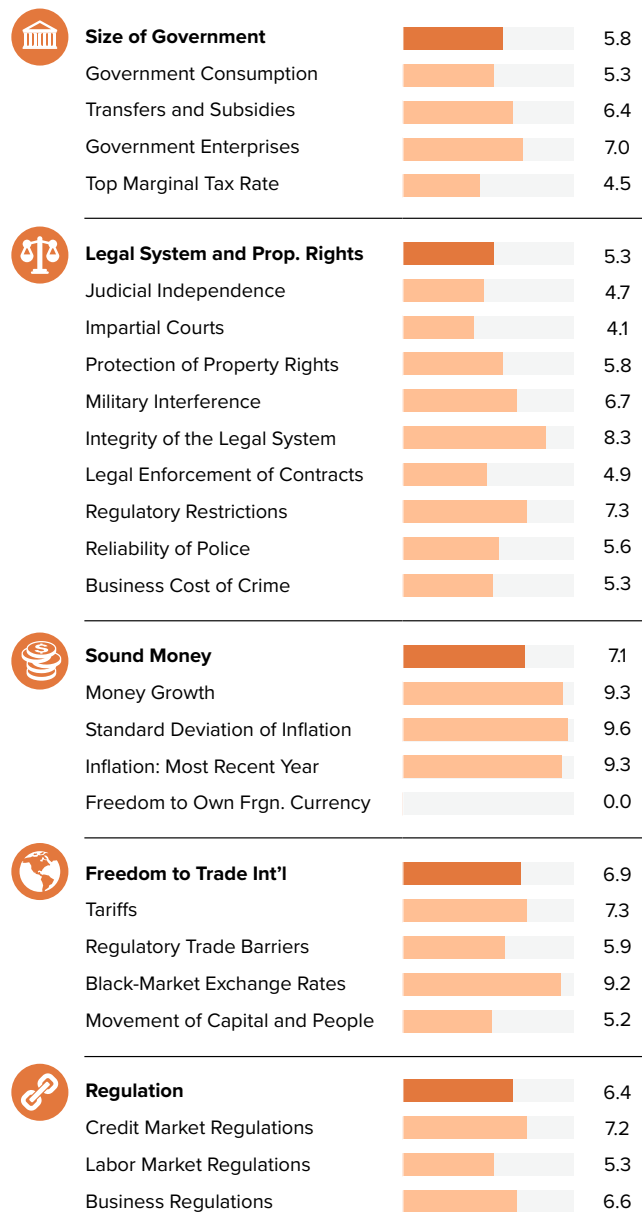
PERSONAL FREEDOM

Ranking
98/162



ECONOMIC FREEDOM

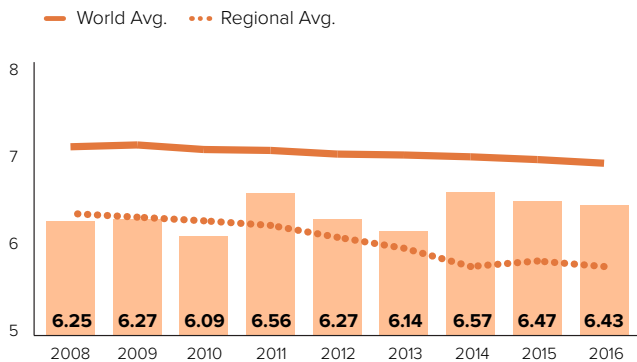
Ranking
121/162



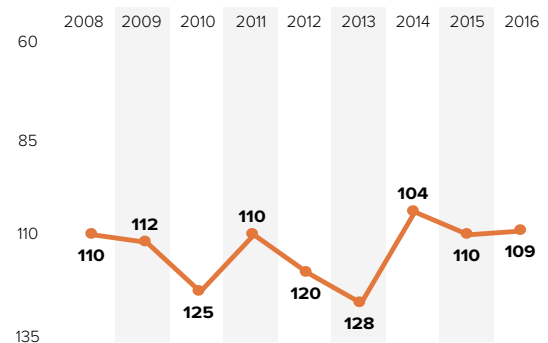
TUNISIA | MIDDLE EAST & NORTH AFRICA

	2008	2009	2010	2011	2012	2013	2014	2015	2016
HUMAN FREEDOM	6.25	6.27	6.09	6.56	6.27	6.14	6.57	6.47	6.43
ECONOMIC FREEDOM	6.68	6.71	6.49	6.97	6.40	6.35	6.48	6.33	6.29
PERSONAL FREEDOM	5.82	5.82	5.69	6.15	6.14	5.93	6.67	6.60	6.58
Rule of Law	5.2	5.2	5.2	5.2	4.8	4.8	4.7	4.7	4.8
Procedural Justice	4.9	4.9	4.9	4.9	4.5	4.5	4.1	4.5	5.1
Civil Justice	5.6	5.6	5.6	5.6	5.4	5.4	5.2	4.9	4.9
Criminal Justice	5.2	5.2	5.2	5.2	4.5	4.5	4.9	4.6	4.3
Security and Safety	8.6	8.7	8.3	8.1	8.0	7.6	7.7	7.5	7.6
Homicide	8.9	9.0	8.9	8.8	8.8	8.8	8.8	8.8	8.8
Disappearance, Conflict, Terrorism	9.5	9.5	8.5	9.0	8.5	8.2	8.5	8.0	8.1
Women Security, Safety	7.5	7.5	7.5	6.7	6.7	5.8	5.8	5.8	5.8
Movement	5.0	5.0	5.0	5.0	5.0	5.0	8.3	8.3	8.3
Freedom of Domestic Movement	5.0	0.0	5.0	0.0	0.0	0.0	10.0	10.0	10.0
Freedom of Foreign Movement	0.0	5.0	0.0	10.0	10.0	10.0	10.0	10.0	10.0
Women's Freedom of Movement	10.0	10.0	10.0	5.0	5.0	5.0	5.0	5.0	5.0
Religious Freedom	4.7	4.9	4.4	5.3	5.3	5.4	6.7	6.9	6.5
Freedom to Establish Religious Org.	1.3	1.3	1.3	3.8	3.8	3.8	7.5	7.5	7.5
Harassment and Physical Hostilities	9.0	9.3	8.2	8.4	7.3	7.8	7.7	7.9	8.0
Legal and Regulatory Restrictions	3.7	4.3	3.7	3.8	4.8	4.7	5.0	5.2	3.8
Assoc., Assembly and Civil Society	4.2	4.2	4.2	6.8	6.8	6.3	8.0	8.0	8.0
Freedom of Association	2.5	2.5	2.5	7.5	7.5	7.5	7.5	7.5	7.5
Assembly and Demonstration	2.5	2.5	2.5	5.0	5.0	5.0	7.5	7.5	7.5
Est. & Operate Political Parties	2.9	2.9	2.9	7.5	7.5	7.5	7.5	7.5	7.5
Est. & Operate Professional Organizations	5.8	5.8	5.8	7.5	7.5	7.5	7.5	7.5	7.5
Est. & Operate Edu., Sporting and Cultural	7.1	7.1	7.1	6.3	6.3	6.3	10.0	10.0	10.0
Expression and Information	4.8	4.4	4.5	6.1	7.4	7.4	8.3	8.2	8.0
Press Killed	10.0	10.0	10.0	0.7	10.0	10.0	10.0	10.0	10.0
Press Jailed	10.0	8.1	9.1	10.0	10.0	10.0	10.0	10.0	9.1
Laws and Reg. That Influence Media	1.0	1.0	1.0	4.0	4.0	4.0	4.7	4.3	4.0
Political Pressure, Control Media	2.3	1.8	1.8	5.8	5.5	5.3	6.0	5.5	5.5
Access to Cable and Satellite	6.7	6.7	6.7	10.0	10.0	10.0	10.0	10.0	10.0
Freedom of Access to Frgn. Info.	3.3	3.3	3.3	7.5	7.5	7.5	7.5	7.5	7.5
State Control over Internet Access	0.0	0.0	0.0	5.0	5.0	5.0	10.0	10.0	10.0
Identity and Relationships	5.0	5.0	5.0	5.0	5.0	4.2	4.2	4.2	4.2
Legal Gender	-	-	-	-	-	-	-	-	-
Parental Rights	10.0	10.0	10.0	10.0	10.0	2.5	2.5	2.5	2.5
Same-Sex Relationships	0.0	0.0	0.0	0.0	0.0	0.0	0.0	0.0	0.0
Divorce	-	-	-	-	-	10.0	10.0	10.0	10.0

Human Freedom Score over Time



Human Freedom Ranking over Time



TURKEY

MIDDLE EAST & NORTH AFRICA
RANKING 107/162



Score 0–10

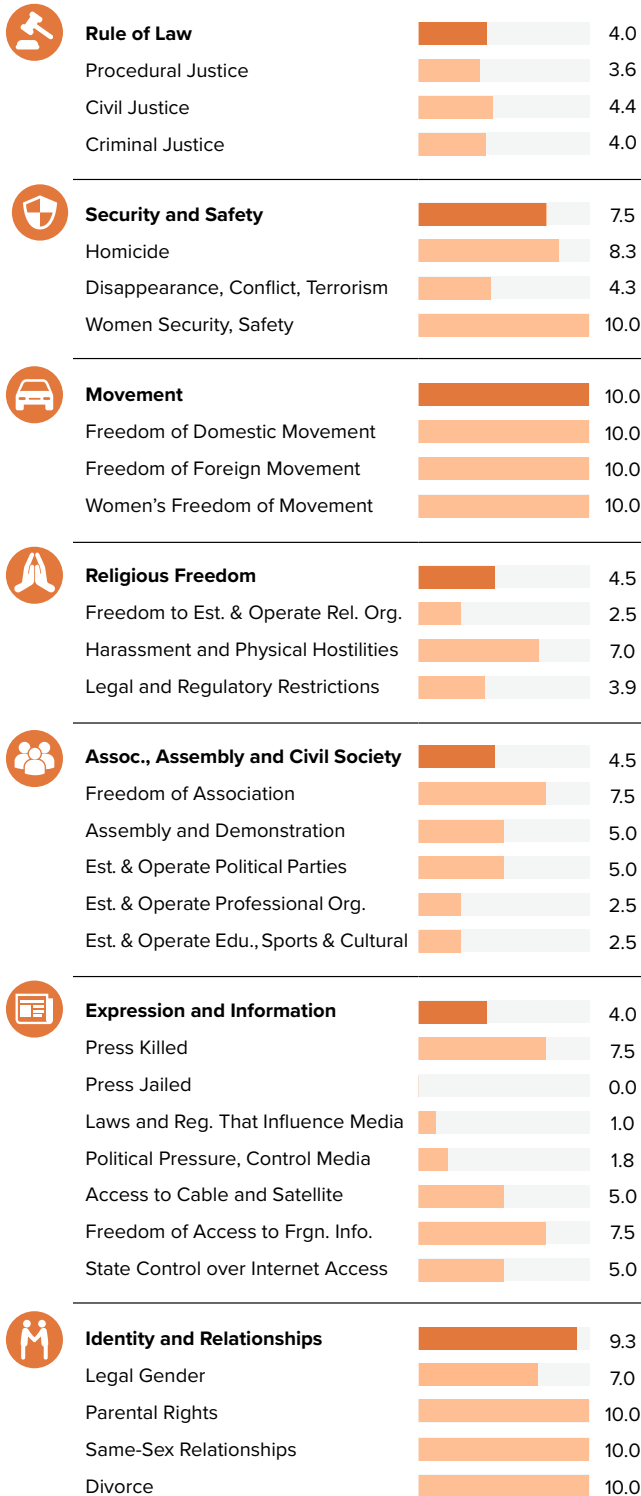
PERSONAL FREEDOM 6.09

ECONOMIC FREEDOM 6.84

HUMAN FREEDOM 6.47

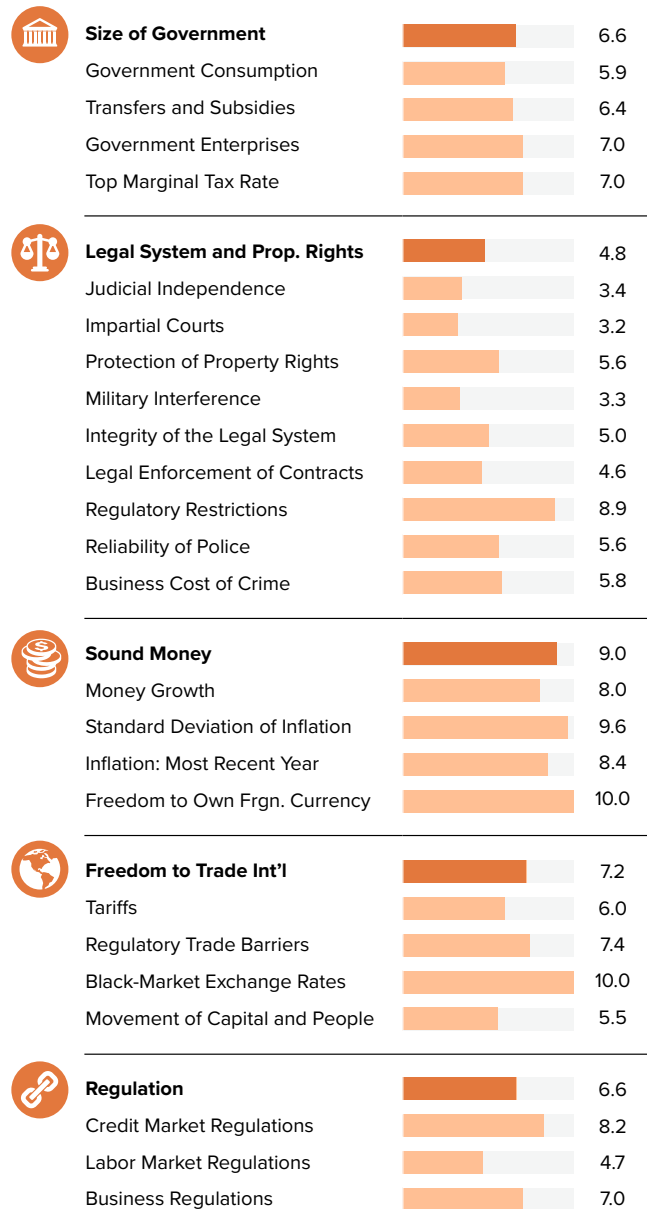
PERSONAL FREEDOM

Ranking
118/162



ECONOMIC FREEDOM

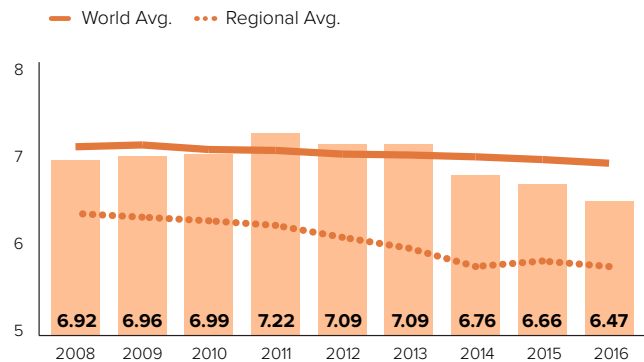
Ranking
86/162



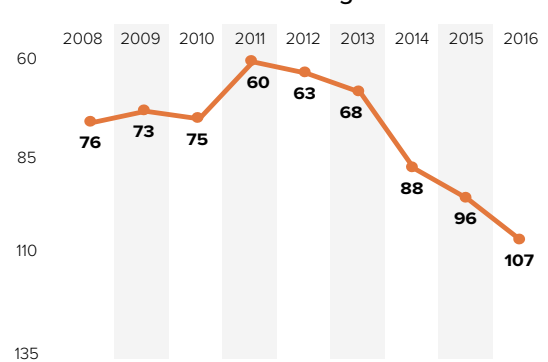
TURKEY | MIDDLE EAST & NORTH AFRICA

	2008	2009	2010	2011	2012	2013	2014	2015	2016
HUMAN FREEDOM	6.92	6.96	6.99	7.22	7.09	7.09	6.76	6.66	6.47
ECONOMIC FREEDOM	6.86	6.79	6.83	7.03	6.99	6.86	6.87	6.84	6.84
PERSONAL FREEDOM	6.98	7.14	7.15	7.41	7.19	7.32	6.64	6.47	6.09
Rule of Law	4.8	4.8	4.8	4.8	4.6	4.6	3.9	4.1	4.0
Procedural Justice	4.8	4.8	4.8	4.8	4.5	4.5	3.3	3.7	3.6
Civil Justice	5.5	5.5	5.5	5.5	5.2	5.2	4.9	4.6	4.4
Criminal Justice	4.2	4.2	4.2	4.2	3.9	3.9	3.5	4.0	4.0
Security and Safety	8.5	8.6	8.8	8.7	8.5	9.0	9.1	8.3	7.5
Homicide	8.2	7.9	8.3	8.3	8.3	8.3	8.3	8.3	8.3
Disappearance, Conflict, Terrorism	7.6	8.1	8.2	7.9	7.3	8.8	8.9	6.7	4.3
Women Security, Safety	9.8	9.8	9.8	9.8	9.8	10.0	10.0	10.0	10.0
Movement	8.3	10.0	10.0	10.0	10.0	10.0	10.0	10.0	10.0
Freedom of Domestic Movement	5.0	10.0	10.0	10.0	10.0	10.0	10.0	10.0	10.0
Freedom of Foreign Movement	10.0	10.0	10.0	10.0	10.0	10.0	10.0	10.0	10.0
Women's Freedom of Movement	10.0	10.0	10.0	10.0	10.0	10.0	10.0	10.0	10.0
Religious Freedom	5.8	5.7	5.6	6.1	5.8	5.6	4.4	4.9	4.5
Freedom to Establish Religious Org.	4.2	4.2	4.2	5.0	5.0	5.0	2.5	2.5	2.5
Harassment and Physical Hostilities	7.9	8.1	7.3	7.7	7.6	7.2	7.0	7.2	7.0
Legal and Regulatory Restrictions	5.3	5.0	5.5	5.6	4.9	4.6	3.7	4.9	3.9
Assoc., Assembly and Civil Society	5.9	5.9	5.9	7.0	7.0	7.1	4.5	4.5	4.5
Freedom of Association	5.0	5.0	5.0	7.5	7.5	7.5	7.5	7.5	7.5
Assembly and Demonstration	5.0	5.0	5.0	7.5	7.5	7.5	5.0	5.0	5.0
Est. & Operate Political Parties	5.4	5.4	5.4	6.3	6.3	6.3	5.0	5.0	5.0
Est. & Operate Professional Organizations	7.1	7.1	7.1	7.5	7.5	7.5	2.5	2.5	2.5
Est. & Operate Edu., Sporting and Cultural	7.1	7.1	7.1	6.3	6.3	6.3	2.5	2.5	2.5
Expression and Information	6.5	6.2	6.0	7.3	6.5	6.5	5.0	5.1	4.0
Press Killed	10.0	8.6	8.6	10.0	10.0	10.0	8.7	6.2	7.5
Press Jailed	10.0	9.9	9.4	8.9	3.4	4.7	3.7	8.2	0.0
Laws and Reg. That Influence Media	3.0	2.7	2.7	2.7	3.0	2.3	2.0	1.3	1.0
Political Pressure, Control Media	5.5	5.5	4.8	4.5	4.0	3.5	3.3	2.5	1.8
Access to Cable and Satellite	6.7	6.7	6.7	10.0	10.0	10.0	5.0	5.0	5.0
Freedom of Access to Frgn. Info.	6.7	6.7	6.7	10.0	10.0	10.0	7.5	7.5	7.5
State Control over Internet Access	3.3	3.3	3.3	5.0	5.0	5.0	5.0	5.0	5.0
Identity and Relationships	10.0	10.0	10.0	10.0	10.0	10.0	10.0	9.3	9.3
Legal Gender	-	-	-	-	-	-	-	7.0	7.0
Parental Rights	10.0	10.0	10.0	10.0	10.0	10.0	10.0	10.0	10.0
Same-Sex Relationships	10.0	10.0	10.0	10.0	10.0	10.0	10.0	10.0	10.0
Divorce	-	-	-	-	-	10.0	10.0	10.0	10.0

Human Freedom Score over Time



Human Freedom Ranking over Time



UGANDA

SUB-SAHARAN AFRICA

RANKING 85/162

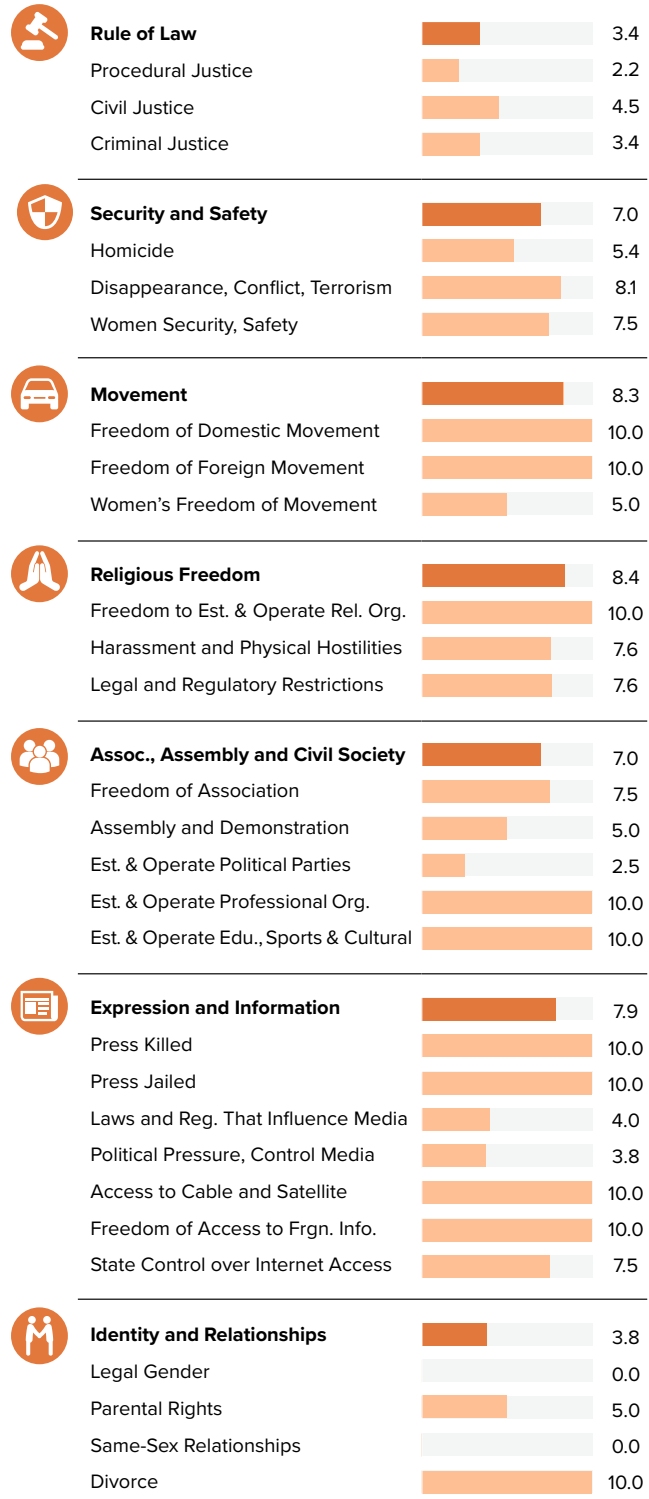
Score 0–10

PERSONAL FREEDOM 6.13

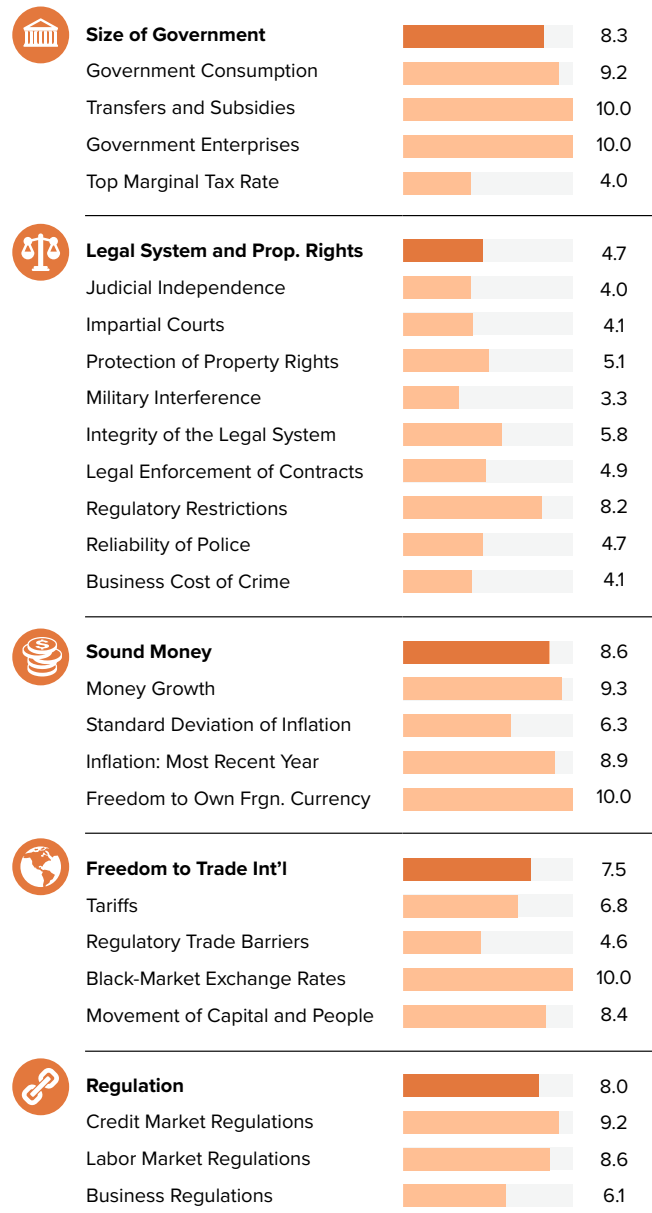
ECONOMIC FREEDOM 7.41

HUMAN FREEDOM 6.77

PERSONAL FREEDOM Ranking 115/162



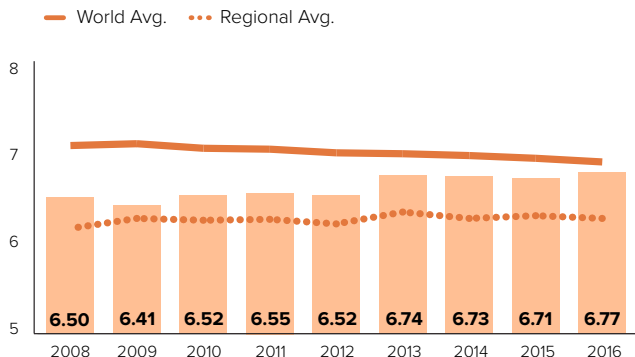
ECONOMIC FREEDOM Ranking 46/162



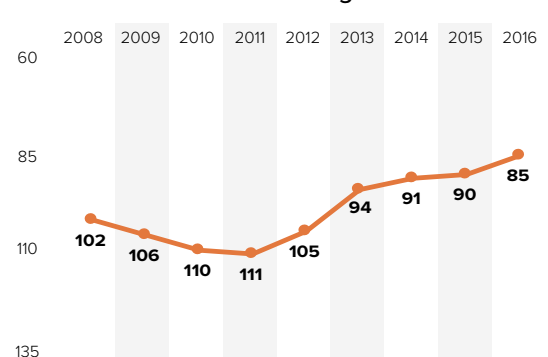
UGANDA | SUB-SAHARAN AFRICA

	2008	2009	2010	2011	2012	2013	2014	2015	2016
HUMAN FREEDOM	6.50	6.41	6.52	6.55	6.52	6.74	6.73	6.71	6.77
ECONOMIC FREEDOM	7.21	7.36	7.44	7.26	7.28	7.38	7.31	7.30	7.41
PERSONAL FREEDOM	5.78	5.46	5.61	5.83	5.76	6.10	6.16	6.12	6.13
Rule of Law	4.1	4.1	4.1	4.1	3.6	3.6	3.5	3.2	3.4
Procedural Justice	2.7	2.7	2.7	2.7	2.3	2.3	2.3	2.1	2.2
Civil Justice	5.1	5.1	5.1	5.1	4.8	4.8	4.8	4.2	4.5
Criminal Justice	4.3	4.3	4.3	4.3	3.6	3.6	3.4	3.4	3.4
Security and Safety	7.3	6.7	7.1	6.7	6.7	7.1	6.5	7.0	7.0
Homicide	6.5	6.1	6.3	5.7	5.5	5.9	5.4	5.4	5.4
Disappearance, Conflict, Terrorism	8.8	7.5	8.5	7.7	8.0	7.8	6.5	8.2	8.1
Women Security, Safety	6.5	6.5	6.5	6.6	6.6	7.5	7.5	7.5	7.5
Movement	5.0	3.3	5.0	8.3	8.3	8.3	8.3	8.3	8.3
Freedom of Domestic Movement	10.0	0.0	5.0	10.0	10.0	10.0	10.0	10.0	10.0
Freedom of Foreign Movement	0.0	5.0	5.0	10.0	10.0	10.0	10.0	10.0	10.0
Women's Freedom of Movement	5.0	5.0	5.0	5.0	5.0	5.0	5.0	5.0	5.0
Religious Freedom	7.5	7.4	7.0	7.4	7.4	7.2	8.5	8.6	8.4
Freedom to Establish Religious Org.	5.4	5.4	5.4	6.3	6.3	6.3	10.0	10.0	10.0
Harassment and Physical Hostilities	8.7	9.2	7.7	8.1	8.1	8.3	8.5	7.6	7.6
Legal and Regulatory Restrictions	8.3	7.6	7.8	7.8	7.9	7.2	7.0	8.1	7.6
Assoc., Assembly and Civil Society	6.1	6.1	6.1	6.0	6.0	6.3	7.0	7.0	7.0
Freedom of Association	7.5	7.5	7.5	5.0	5.0	5.0	7.5	7.5	7.5
Assembly and Demonstration	7.5	7.5	7.5	5.0	5.0	5.0	5.0	5.0	5.0
Est. & Operate Political Parties	4.2	4.2	4.2	5.0	5.0	5.0	2.5	2.5	2.5
Est. & Operate Professional Organizations	4.2	4.2	4.2	6.3	6.3	6.3	10.0	10.0	10.0
Est. & Operate Edu., Sporting and Cultural	7.1	7.1	7.1	8.8	8.8	8.8	10.0	10.0	10.0
Expression and Information	8.3	8.3	7.5	7.1	7.6	7.5	7.9	7.9	7.9
Press Killed	10.0	10.0	4.1	7.2	10.0	10.0	10.0	10.0	10.0
Press Jailed	10.0	10.0	10.0	10.0	10.0	10.0	10.0	10.0	10.0
Laws and Reg. That Influence Media	3.3	3.3	3.7	3.7	3.7	3.7	3.7	4.0	4.0
Political Pressure, Control Media	5.0	5.0	4.8	4.0	4.5	4.0	4.3	4.0	3.8
Access to Cable and Satellite	10.0	10.0	10.0	10.0	10.0	10.0	10.0	10.0	10.0
Freedom of Access to Frgn. Info.	10.0	10.0	10.0	7.5	7.5	7.5	10.0	10.0	10.0
State Control over Internet Access	10.0	10.0	10.0	7.5	7.5	7.5	7.5	7.5	7.5
Identity and Relationships	2.5	2.5	2.5	2.5	2.5	5.0	5.0	3.8	3.8
Legal Gender	-	-	-	-	-	-	-	0.0	0.0
Parental Rights	5.0	5.0	5.0	5.0	5.0	5.0	5.0	5.0	5.0
Same-Sex Relationships	0.0	0.0	0.0	0.0	0.0	0.0	0.0	0.0	0.0
Divorce	-	-	-	-	-	10.0	10.0	10.0	10.0

Human Freedom Score over Time



Human Freedom Ranking over Time



UKRAINE

EASTERN EUROPE

RANKING 118/162



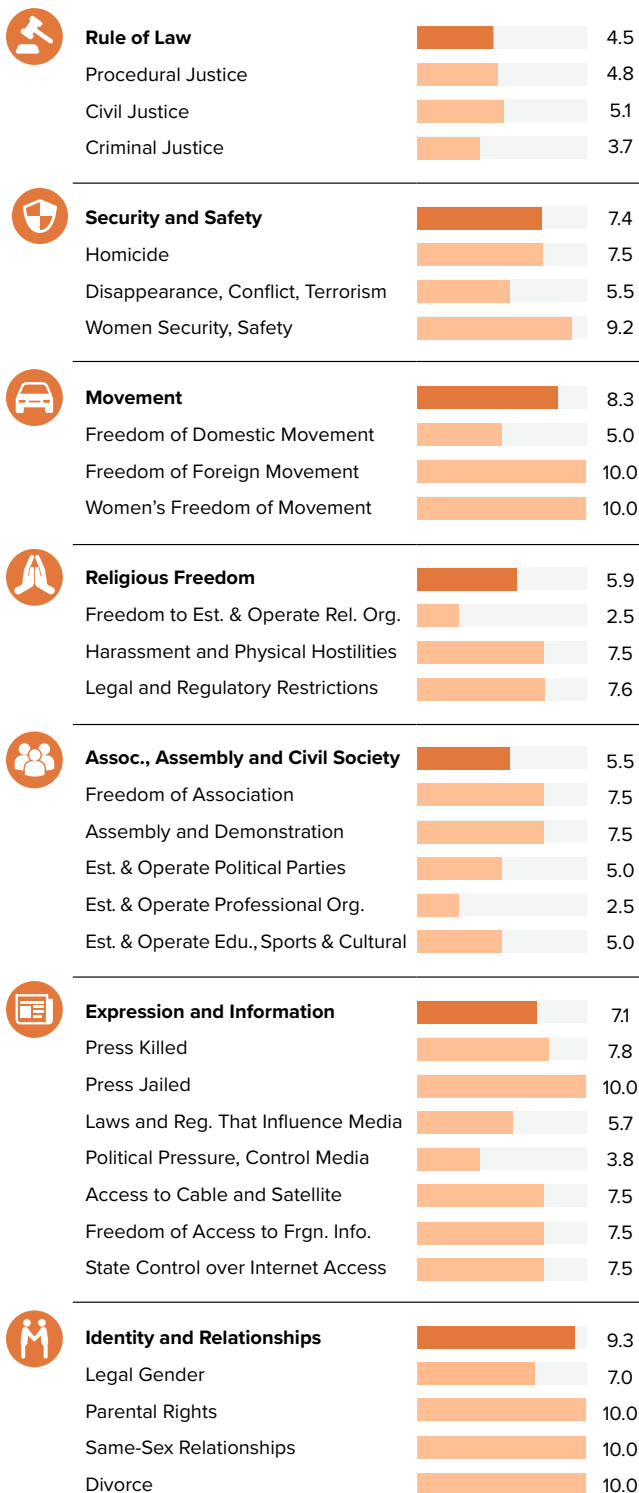
Score 0–10

PERSONAL FREEDOM 6.59
ECONOMIC FREEDOM 5.98

HUMAN FREEDOM 6.28

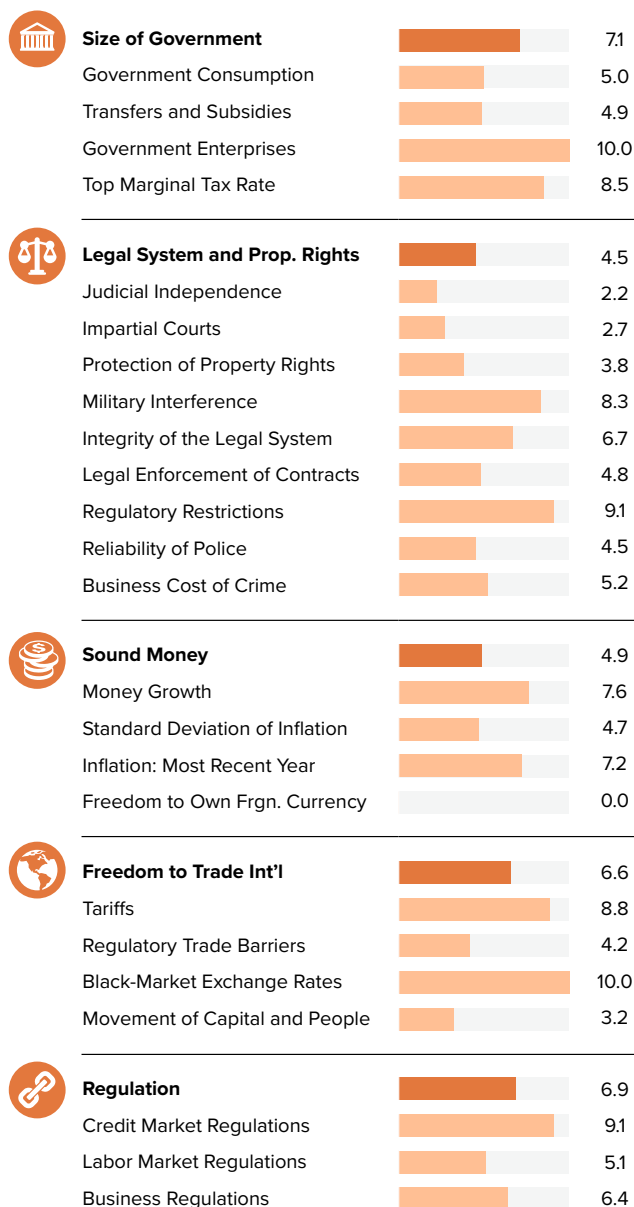
PERSONAL FREEDOM

Ranking
97/162



ECONOMIC FREEDOM

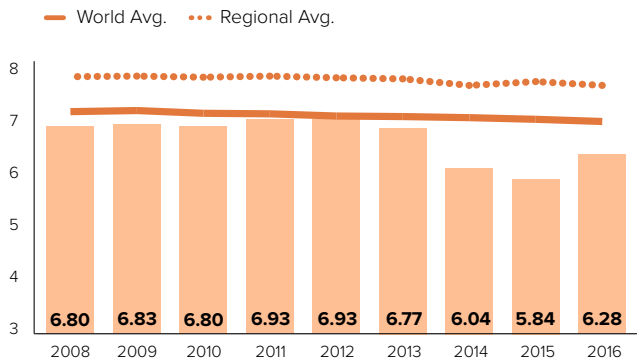
Ranking
134/162



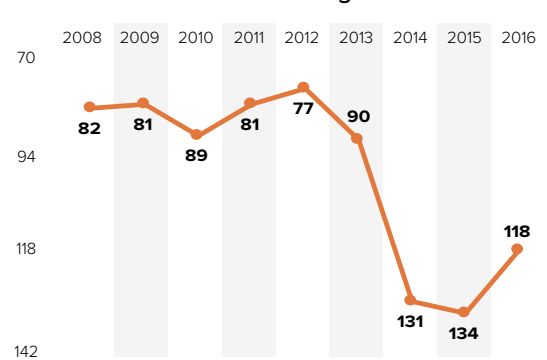
UKRAINE | EASTERN EUROPE

	2008	2009	2010	2011	2012	2013	2014	2015	2016
HUMAN FREEDOM	6.80	6.83	6.80	6.93	6.93	6.77	6.04	5.84	6.28
ECONOMIC FREEDOM	5.87	5.89	5.90	6.15	6.24	6.05	5.91	5.40	5.98
PERSONAL FREEDOM	7.73	7.77	7.70	7.70	7.61	7.49	6.16	6.29	6.59
Rule of Law	4.7	4.7	4.7	4.7	4.5	4.5	4.5	4.6	4.5
Procedural Justice	5.1	5.1	5.1	5.1	4.9	4.9	5.1	5.1	4.8
Civil Justice	5.2	5.2	5.2	5.2	5.2	5.2	4.9	4.7	5.1
Criminal Justice	3.9	3.9	3.9	3.9	3.3	3.3	3.6	4.0	3.7
Security and Safety	9.1	9.2	9.3	9.1	9.1	8.4	5.9	6.1	7.4
Homicide	7.9	8.1	8.3	7.9	7.9	7.5	7.5	7.5	7.5
Disappearance, Conflict, Terrorism	9.5	9.5	9.5	9.5	9.5	8.5	0.9	1.7	5.5
Women Security, Safety	10.0	10.0	10.0	10.0	10.0	9.2	9.2	9.2	9.2
Movement	8.3	8.3	8.3	10.0	10.0	10.0	8.3	8.3	8.3
Freedom of Domestic Movement	10.0	5.0	10.0	10.0	10.0	10.0	5.0	5.0	5.0
Freedom of Foreign Movement	5.0	10.0	5.0	10.0	10.0	10.0	10.0	10.0	10.0
Women's Freedom of Movement	10.0	10.0	10.0	10.0	10.0	10.0	10.0	10.0	10.0
Religious Freedom	8.7	9.0	8.1	7.7	7.5	7.8	5.9	5.9	5.9
Freedom to Establish Religious Org.	10.0	10.0	10.0	7.5	7.5	7.5	2.5	2.5	2.5
Harassment and Physical Hostilities	8.2	8.8	7.8	8.2	8.1	8.5	7.8	7.7	7.5
Legal and Regulatory Restrictions	8.0	8.1	6.7	7.5	7.0	7.5	7.5	7.5	7.6
Assoc., Assembly and Civil Society	7.1	7.1	7.1	7.0	7.0	7.5	5.5	5.5	5.5
Freedom of Association	7.5	7.5	7.5	7.5	7.5	7.5	7.5	7.5	7.5
Assembly and Demonstration	7.5	7.5	7.5	7.5	7.5	7.5	7.5	7.5	7.5
Est. & Operate Political Parties	6.7	6.7	6.7	5.0	5.0	5.0	5.0	5.0	5.0
Est. & Operate Professional Organizations	5.4	5.4	5.4	7.5	7.5	7.5	2.5	2.5	2.5
Est. & Operate Edu., Sporting and Cultural	8.3	8.3	8.3	7.5	7.5	7.5	5.0	5.0	5.0
Expression and Information	8.6	8.6	8.5	7.7	7.6	7.5	5.9	7.1	7.1
Press Killed	10.0	10.0	10.0	10.0	10.0	10.0	0.0	7.8	7.8
Press Jailed	10.0	10.0	10.0	10.0	10.0	10.0	10.0	10.0	10.0
Laws and Reg. That Influence Media	5.0	5.0	4.7	4.0	3.7	3.7	5.3	5.7	5.7
Political Pressure, Control Media	5.0	5.5	5.0	4.8	4.8	4.0	3.5	4.0	3.8
Access to Cable and Satellite	10.0	10.0	10.0	10.0	10.0	10.0	7.5	7.5	7.5
Freedom of Access to Frgn. Info.	10.0	10.0	10.0	5.0	5.0	5.0	7.5	7.5	7.5
State Control over Internet Access	10.0	10.0	10.0	10.0	10.0	10.0	7.5	7.5	7.5
Identity and Relationships	10.0	10.0	10.0	10.0	10.0	10.0	10.0	9.3	9.3
Legal Gender	-	-	-	-	-	-	-	7.0	7.0
Parental Rights	10.0	10.0	10.0	10.0	10.0	10.0	10.0	10.0	10.0
Same-Sex Relationships	10.0	10.0	10.0	10.0	10.0	10.0	10.0	10.0	10.0
Divorce	-	-	-	-	-	10.0	10.0	10.0	10.0

Human Freedom Score over Time



Human Freedom Ranking over Time



UNITED ARAB EMIRATES

MIDDLE EAST & NORTH AFRICA

RANKING 117/162



Score 0–10

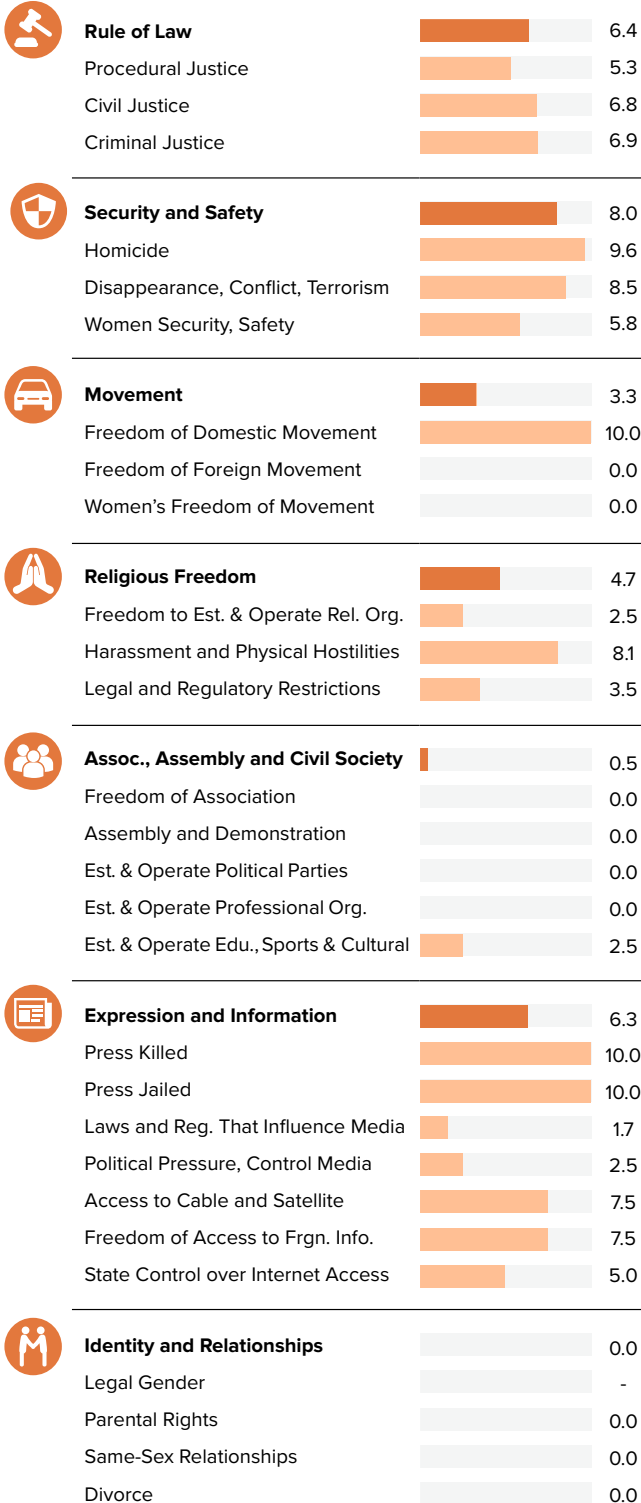
PERSONAL FREEDOM 5.07

ECONOMIC FREEDOM 7.50

HUMAN FREEDOM 6.29

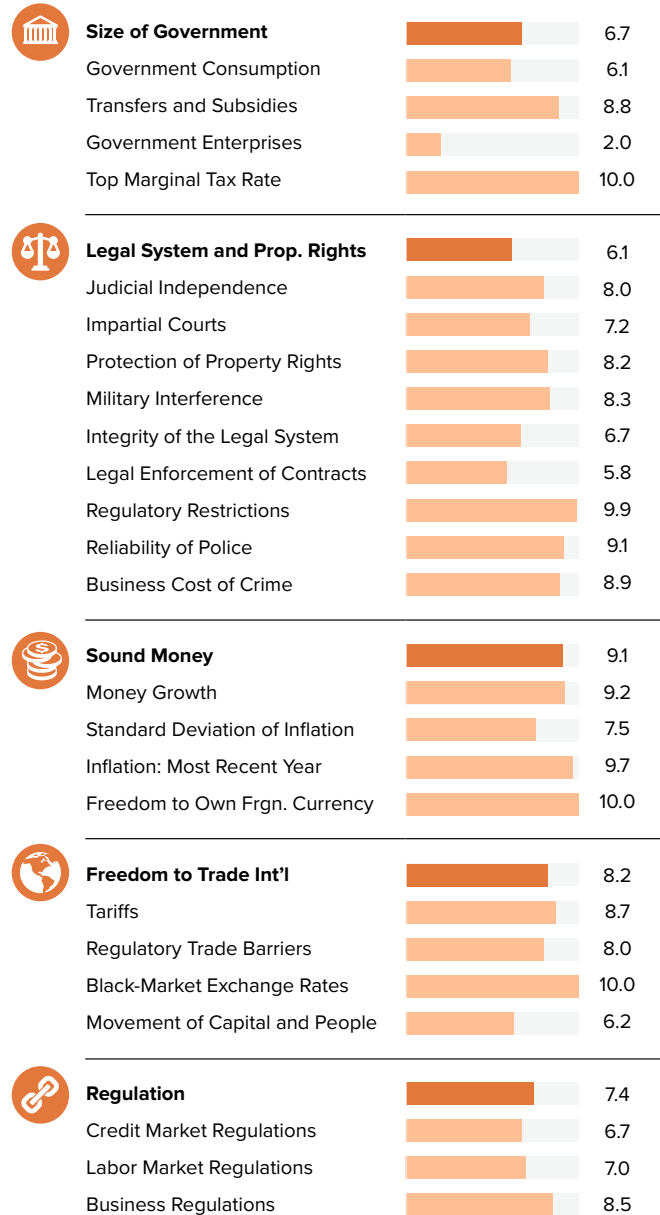
PERSONAL FREEDOM

Ranking
149/162



ECONOMIC FREEDOM

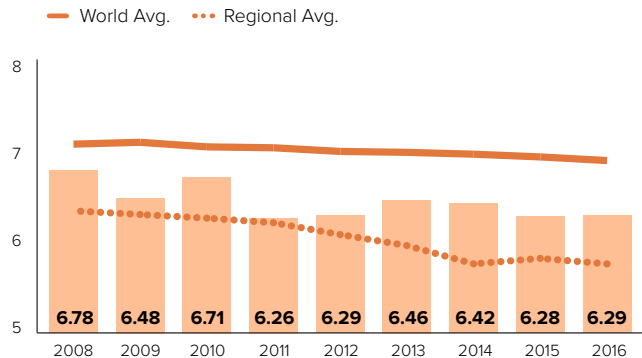
Ranking
37/162



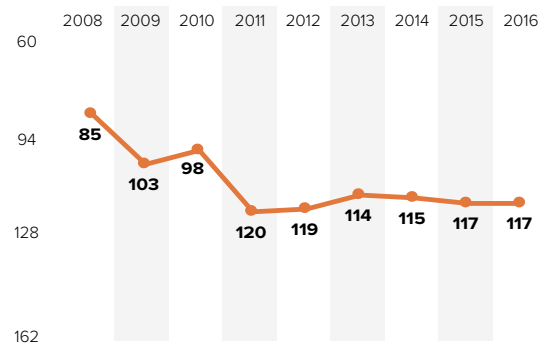
UNITED ARAB EMIRATES | MIDDLE EAST & NORTH AFRICA

	2008	2009	2010	2011	2012	2013	2014	2015	2016
HUMAN FREEDOM	6.78	6.48	6.71	6.26	6.29	6.46	6.42	6.28	6.29
ECONOMIC FREEDOM	7.68	7.40	7.56	7.69	7.71	7.68	7.56	7.45	7.50
PERSONAL FREEDOM	5.89	5.56	5.86	4.84	4.87	5.24	5.28	5.10	5.07
Rule of Law	6.5	6.5	6.5	6.5	6.8	6.8	6.6	6.3	6.4
Procedural Justice	6.1	6.1	6.1	6.1	6.6	6.6	5.9	4.8	5.3
Civil Justice	6.0	6.0	6.0	6.0	5.9	5.9	6.3	6.8	6.8
Criminal Justice	7.5	7.5	7.5	7.5	7.8	7.8	7.7	7.4	6.9
Security and Safety	8.4	8.4	8.4	7.4	7.4	8.5	8.2	8.0	8.0
Homicide	9.7	9.7	9.7	9.8	9.7	9.7	9.7	9.7	9.6
Disappearance, Conflict, Terrorism	10.0	10.0	10.0	10.0	10.0	10.0	9.0	8.5	8.5
Women Security, Safety	5.7	5.7	5.7	2.5	2.5	5.8	5.8	5.8	5.8
Movement	5.0	1.7	5.0	1.7	1.7	1.7	3.3	3.3	3.3
Freedom of Domestic Movement	10.0	0.0	10.0	0.0	0.0	0.0	10.0	10.0	10.0
Freedom of Foreign Movement	0.0	0.0	0.0	5.0	5.0	5.0	0.0	0.0	0.0
Women's Freedom of Movement	5.0	5.0	5.0	0.0	0.0	0.0	0.0	0.0	0.0
Religious Freedom	5.9	6.0	5.7	5.4	5.1	5.6	5.6	5.1	4.7
Freedom to Establish Religious Org.	2.9	2.9	2.9	2.5	2.5	2.5	2.5	2.5	2.5
Harassment and Physical Hostilities	9.7	9.8	9.3	8.8	8.2	8.7	8.8	8.5	8.1
Legal and Regulatory Restrictions	5.0	5.3	4.9	4.7	4.6	5.5	5.5	4.4	3.5
Assoc., Assembly and Civil Society	4.0	4.0	4.0	0.8	0.8	1.3	0.5	0.5	0.5
Freedom of Association	5.0	5.0	5.0	0.0	0.0	0.0	0.0	0.0	0.0
Assembly and Demonstration	2.5	2.5	2.5	0.0	0.0	0.0	0.0	0.0	0.0
Est. & Operate Political Parties	0.0	0.0	0.0	0.0	0.0	0.0	0.0	0.0	0.0
Est. & Operate Professional Organizations	4.2	4.2	4.2	0.0	0.0	0.0	0.0	0.0	0.0
Est. & Operate Edu., Sporting and Cultural	8.3	8.3	8.3	3.8	3.8	3.8	2.5	2.5	2.5
Expression and Information	6.7	6.6	6.6	5.8	5.8	5.7	6.4	6.2	6.3
Press Killed	10.0	10.0	10.0	10.0	10.0	10.0	10.0	10.0	10.0
Press Jailed	10.0	10.0	10.0	10.0	10.0	10.0	10.0	8.9	10.0
Laws and Reg. That Influence Media	2.3	2.0	2.0	2.0	2.0	1.7	1.7	1.7	1.7
Political Pressure, Control Media	4.3	4.0	4.0	3.8	3.3	3.0	3.0	2.5	2.5
Access to Cable and Satellite	10.0	10.0	10.0	5.0	5.0	5.0	7.5	7.5	7.5
Freedom of Access to Frgn. Info.	6.7	6.7	6.7	7.5	7.5	7.5	7.5	7.5	7.5
State Control over Internet Access	3.3	3.3	3.3	2.5	2.5	2.5	5.0	5.0	5.0
Identity and Relationships	0.0	0.0	0.0	0.0	0.0	0.0	0.0	0.0	0.0
Legal Gender	-	-	-	-	-	-	-	-	-
Parental Rights	0.0	0.0	0.0	0.0	0.0	0.0	0.0	0.0	0.0
Same-Sex Relationships	0.0	0.0	0.0	0.0	0.0	0.0	0.0	0.0	0.0
Divorce	-	-	-	-	-	0.0	0.0	0.0	0.0

Human Freedom Score over Time



Human Freedom Ranking over Time



UNITED KINGDOM

WESTERN EUROPE

RANKING 8/162



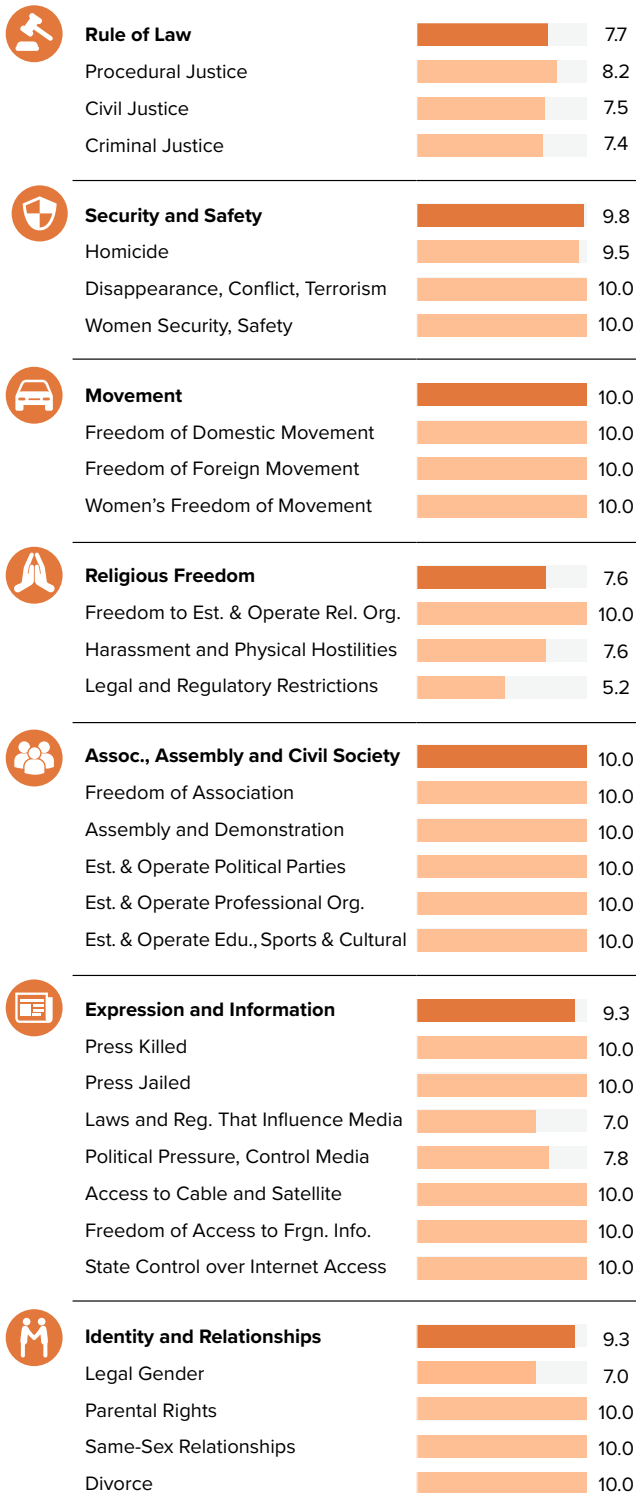
Score 0–10

PERSONAL FREEDOM 9.00

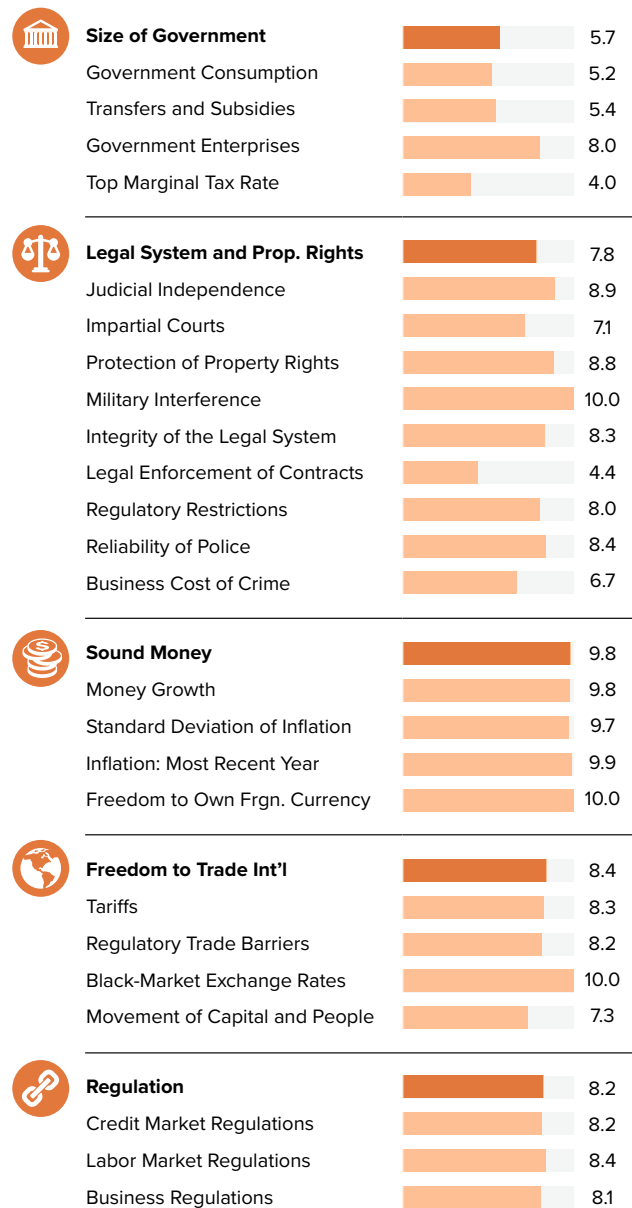
ECONOMIC FREEDOM 8.00

HUMAN FREEDOM 8.50

PERSONAL FREEDOM

Ranking
18/162

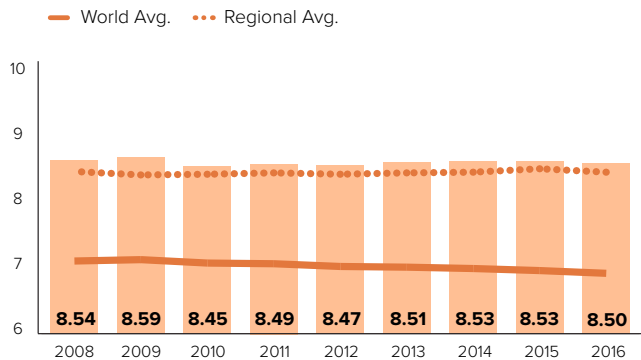
ECONOMIC FREEDOM

Ranking
9/162

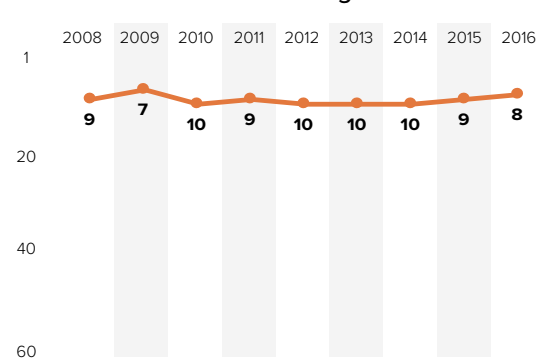
UNITED KINGDOM | WESTERN EUROPE

	2008	2009	2010	2011	2012	2013	2014	2015	2016
HUMAN FREEDOM	8.54	8.59	8.45	8.49	8.47	8.51	8.53	8.53	8.50
ECONOMIC FREEDOM	7.99	8.08	7.89	7.90	7.91	7.96	7.91	8.01	8.00
PERSONAL FREEDOM	9.08	9.10	9.01	9.09	9.03	9.07	9.16	9.05	9.00
Rule of Law	7.7	7.7	7.7	7.7	7.4	7.4	7.7	7.8	7.7
Procedural Justice	8.3	8.3	8.3	8.3	7.8	7.8	8.1	8.2	8.2
Civil Justice	7.2	7.2	7.2	7.2	7.2	7.2	7.4	7.5	7.5
Criminal Justice	7.5	7.5	7.5	7.5	7.2	7.2	7.6	7.6	7.4
Security and Safety	9.8	9.8	9.8	9.8	9.8	9.9	9.9	9.9	9.8
Homicide	9.5	9.5	9.5	9.6	9.6	9.6	9.6	9.6	9.5
Disappearance, Conflict, Terrorism	10.0	10.0	10.0	10.0	10.0	10.0	10.0	10.0	10.0
Women Security, Safety	9.8	9.8	9.8	9.8	9.8	10.0	10.0	10.0	10.0
Movement	10.0	10.0	10.0	10.0	10.0	10.0	10.0	10.0	10.0
Freedom of Domestic Movement	10.0	10.0	10.0	10.0	10.0	10.0	10.0	10.0	10.0
Freedom of Foreign Movement	10.0	10.0	10.0	10.0	10.0	10.0	10.0	10.0	10.0
Women's Freedom of Movement	10.0	10.0	10.0	10.0	10.0	10.0	10.0	10.0	10.0
Religious Freedom	7.7	7.8	7.0	7.8	7.9	8.2	8.4	7.9	7.6
Freedom to Establish Religious Org.	8.3	8.3	8.3	10.0	10.0	10.0	10.0	10.0	10.0
Harassment and Physical Hostilities	7.9	8.1	7.5	8.0	7.6	7.8	8.3	7.8	7.6
Legal and Regulatory Restrictions	6.9	7.1	5.2	5.3	6.1	6.8	6.8	5.8	5.2
Assoc., Assembly and Civil Society	10.0	10.0	10.0	10.0	10.0	10.0	10.0	10.0	10.0
Freedom of Association	10.0	10.0	10.0	10.0	10.0	10.0	10.0	10.0	10.0
Assembly and Demonstration	10.0	10.0	10.0	10.0	10.0	10.0	10.0	10.0	10.0
Est. & Operate Political Parties	10.0	10.0	10.0	10.0	10.0	10.0	10.0	10.0	10.0
Est. & Operate Professional Organizations	10.0	10.0	10.0	10.0	10.0	10.0	10.0	10.0	10.0
Est. & Operate Edu., Sporting and Cultural	10.0	10.0	10.0	10.0	10.0	10.0	10.0	10.0	10.0
Expression and Information	9.4	9.4	9.4	9.3	9.3	9.3	9.3	9.3	9.3
Press Killed	10.0	10.0	10.0	10.0	10.0	10.0	10.0	10.0	10.0
Press Jailed	10.0	10.0	10.0	10.0	10.0	10.0	10.0	10.0	10.0
Laws and Reg. That Influence Media	8.0	8.0	8.0	7.7	7.7	7.3	7.0	7.0	7.0
Political Pressure, Control Media	8.0	8.0	8.0	7.8	7.8	7.5	7.8	7.8	7.8
Access to Cable and Satellite	10.0	10.0	10.0	10.0	10.0	10.0	10.0	10.0	10.0
Freedom of Access to Frgn. Info.	10.0	10.0	10.0	10.0	10.0	10.0	10.0	10.0	10.0
State Control over Internet Access	10.0	10.0	10.0	10.0	10.0	10.0	10.0	10.0	10.0
Identity and Relationships	10.0	10.0	10.0	10.0	10.0	10.0	10.0	9.3	9.3
Legal Gender	-	-	-	-	-	-	-	7.0	7.0
Parental Rights	10.0	10.0	10.0	10.0	10.0	10.0	10.0	10.0	10.0
Same-Sex Relationships	10.0	10.0	10.0	10.0	10.0	10.0	10.0	10.0	10.0
Divorce	-	-	-	-	-	10.0	10.0	10.0	10.0

Human Freedom Score over Time



Human Freedom Ranking over Time



UNITED STATES

NORTH AMERICA

RANKING 17/162



Score 0–10

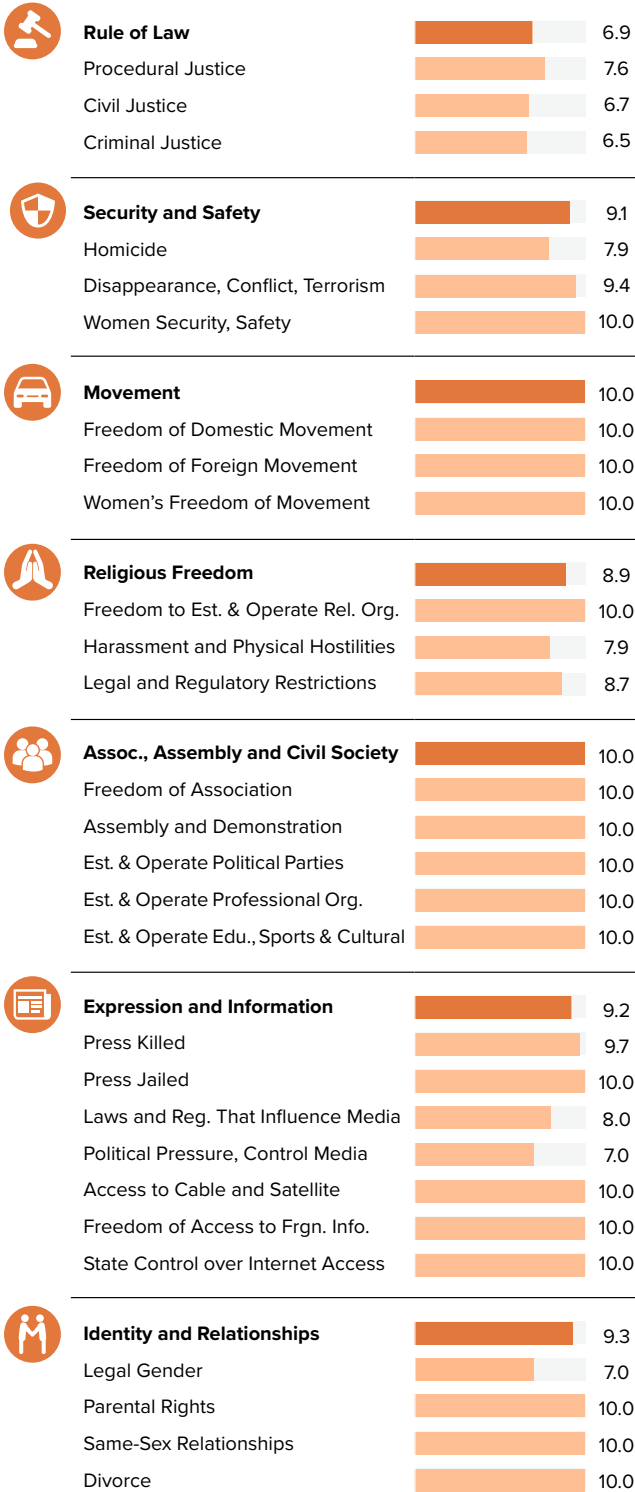
PERSONAL FREEDOM 8.75

ECONOMIC FREEDOM 8.03

HUMAN FREEDOM 8.39

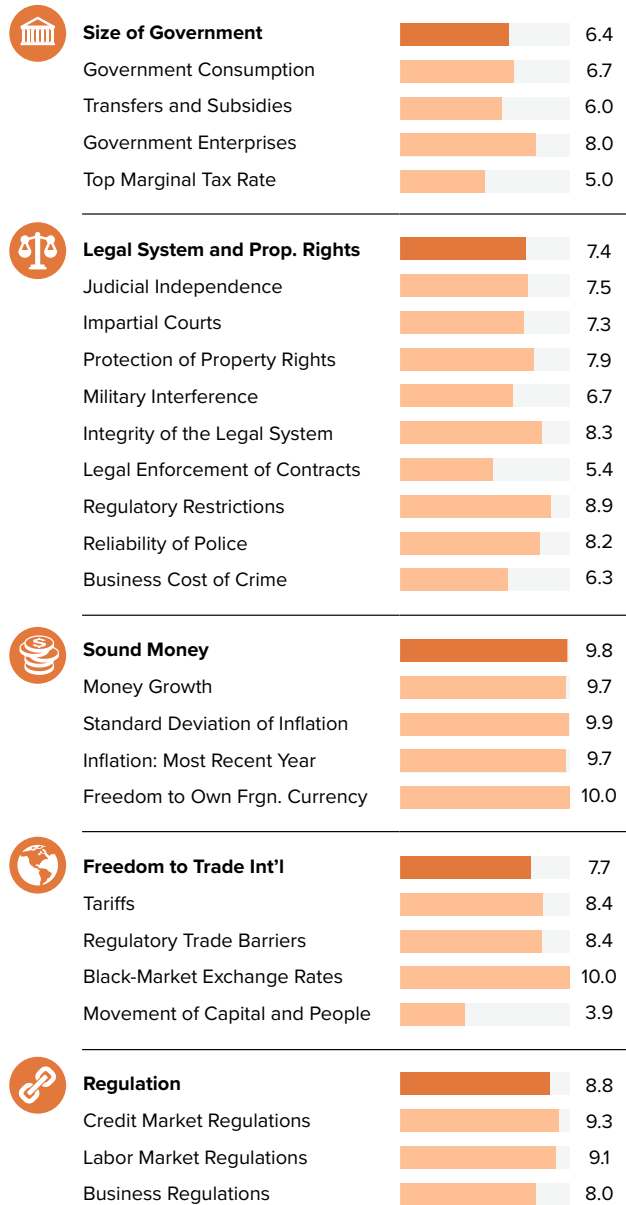
PERSONAL FREEDOM

Ranking
28/162










ECONOMIC FREEDOM

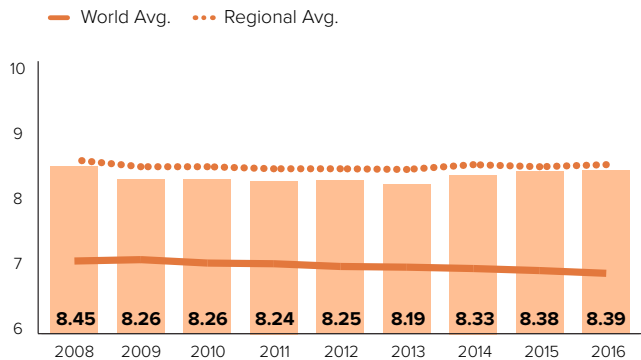
Ranking
6/162



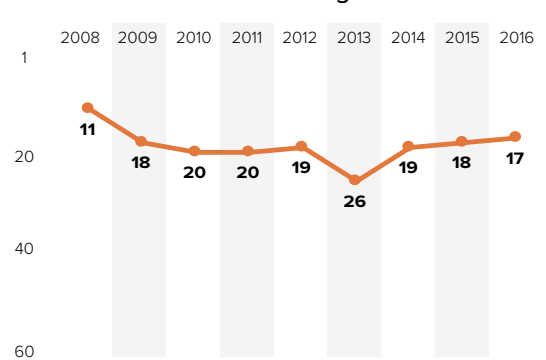
UNITED STATES | NORTH AMERICA

	2008	2009	2010	2011	2012	2013	2014	2015	2016
HUMAN FREEDOM	8.45	8.26	8.26	8.24	8.25	8.19	8.33	8.38	8.39
ECONOMIC FREEDOM	8.17	7.95	7.81	7.76	7.88	7.74	7.81	7.93	8.03
PERSONAL FREEDOM	8.73	8.57	8.71	8.71	8.62	8.63	8.85	8.83	8.75
 Rule of Law	6.8	6.8	6.8	6.8	6.5	6.5	6.7	7.1	6.9
Procedural Justice	7.3	7.3	7.3	7.3	6.9	6.9	7.1	8.1	7.6
Civil Justice	6.5	6.5	6.5	6.5	6.1	6.1	6.7	6.5	6.7
Criminal Justice	6.5	6.5	6.5	6.5	6.5	6.5	6.4	6.8	6.5
 Security and Safety	9.2	9.2	9.3	9.3	9.3	9.4	9.4	9.3	9.1
Homicide	7.8	8.0	8.1	8.1	8.1	8.2	8.2	8.0	7.9
Disappearance, Conflict, Terrorism	9.9	9.9	9.9	10.0	9.9	10.0	10.0	10.0	9.4
Women Security, Safety	9.8	9.8	9.8	9.8	9.8	10.0	10.0	10.0	10.0
 Movement	10.0	8.3	10.0	8.3	8.3	8.3	10.0	10.0	10.0
Freedom of Domestic Movement	10.0	10.0	10.0	10.0	10.0	10.0	10.0	10.0	10.0
Freedom of Foreign Movement	10.0	5.0	10.0	5.0	5.0	5.0	10.0	10.0	10.0
Women's Freedom of Movement	10.0	10.0	10.0	10.0	10.0	10.0	10.0	10.0	10.0
 Religious Freedom	9.0	9.0	8.5	9.0	9.0	9.0	8.9	8.6	8.9
Freedom to Establish Religious Org.	8.8	8.8	8.8	10.0	10.0	10.0	10.0	10.0	10.0
Harassment and Physical Hostilities	8.6	8.6	7.8	8.3	8.1	8.2	7.8	7.3	7.9
Legal and Regulatory Restrictions	9.5	9.5	9.1	8.8	8.8	8.8	8.8	8.5	8.7
 Assoc., Assembly and Civil Society	8.8	8.8	8.8	10.0	10.0	10.0	10.0	10.0	10.0
Freedom of Association	10.0	10.0	10.0	10.0	10.0	10.0	10.0	10.0	10.0
Assembly and Demonstration	10.0	10.0	10.0	10.0	10.0	10.0	10.0	10.0	10.0
Est. & Operate Political Parties	7.1	7.1	7.1	10.0	10.0	10.0	10.0	10.0	10.0
Est. & Operate Professional Organizations	8.8	8.8	8.8	10.0	10.0	10.0	10.0	10.0	10.0
Est. & Operate Edu., Sporting and Cultural	8.3	8.3	8.3	10.0	10.0	10.0	10.0	10.0	10.0
 Expression and Information	9.5	9.5	9.5	9.5	9.5	9.4	9.3	9.3	9.2
Press Killed	10.0	10.0	10.0	10.0	10.0	10.0	10.0	9.4	9.7
Press Jailed	10.0	10.0	10.0	10.0	10.0	10.0	10.0	10.0	10.0
Laws and Reg. That Influence Media	8.3	8.3	8.7	9.0	9.0	8.0	8.0	8.0	8.0
Political Pressure, Control Media	8.0	8.0	8.0	7.5	7.5	7.5	7.3	7.5	7.0
Access to Cable and Satellite	10.0	10.0	10.0	10.0	10.0	10.0	10.0	10.0	10.0
Freedom of Access to Frgn. Info.	10.0	10.0	10.0	10.0	10.0	10.0	10.0	10.0	10.0
State Control over Internet Access	10.0	10.0	10.0	10.0	10.0	10.0	10.0	10.0	10.0
 Identity and Relationships	10.0	10.0	10.0	10.0	10.0	10.0	10.0	9.3	9.3
Legal Gender	-	-	-	-	-	-	-	7.0	7.0
Parental Rights	10.0	10.0	10.0	10.0	10.0	10.0	10.0	10.0	10.0
Same-Sex Relationships	10.0	10.0	10.0	10.0	10.0	10.0	10.0	10.0	10.0
Divorce	-	-	-	-	-	10.0	10.0	10.0	10.0

Human Freedom Score over Time



Human Freedom Ranking over Time



URUGUAY

LATIN AMERICA & THE CARIBBEAN

RANKING 43/162



Score 0–10

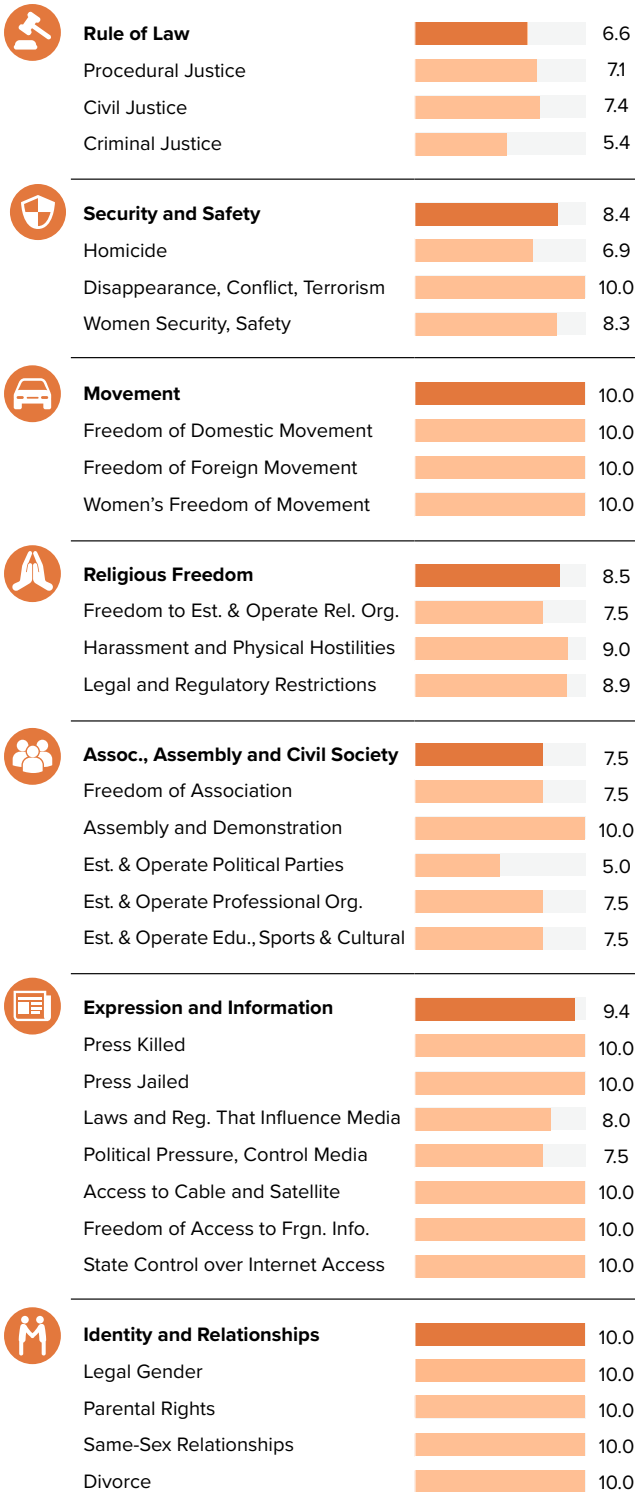
PERSONAL FREEDOM 8.30

ECONOMIC FREEDOM 7.16

HUMAN FREEDOM 7.73

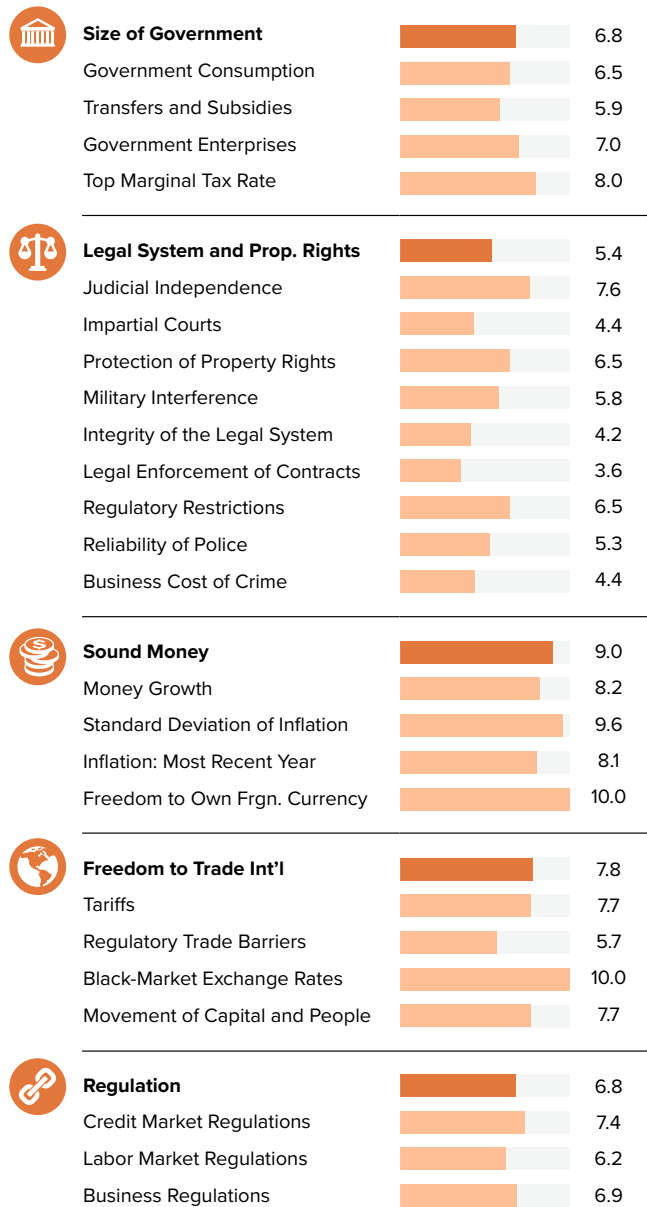
PERSONAL FREEDOM

Ranking
37/162



ECONOMIC FREEDOM

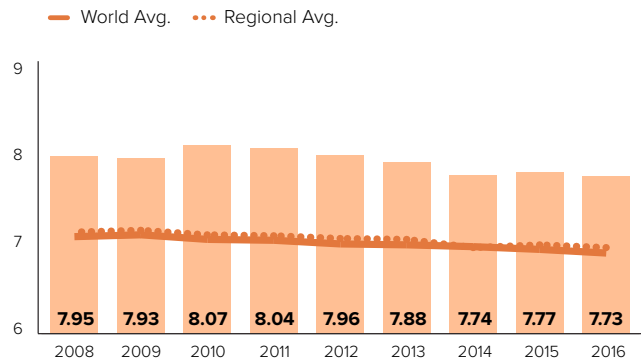
Ranking
65/162



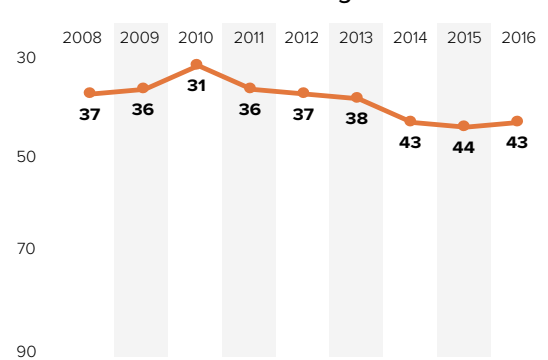
URUGUAY | LATIN AMERICA & THE CARIBBEAN

	2008	2009	2010	2011	2012	2013	2014	2015	2016
HUMAN FREEDOM	7.95	7.93	8.07	8.04	7.96	7.88	7.74	7.77	7.73
ECONOMIC FREEDOM	7.12	7.05	7.33	7.39	7.34	7.26	7.14	7.15	7.16
PERSONAL FREEDOM	8.78	8.80	8.82	8.69	8.58	8.49	8.33	8.39	8.30
Rule of Law	6.4	6.4	6.4	6.4	6.3	6.3	6.7	7.0	6.6
Procedural Justice	7.0	7.0	7.0	7.0	7.1	7.1	7.5	7.8	7.1
Civil Justice	7.1	7.1	7.1	7.1	7.0	7.0	7.1	7.3	7.4
Criminal Justice	5.0	5.0	5.0	5.0	4.7	4.7	5.4	5.8	5.4
Security and Safety	9.1	9.1	9.2	9.2	9.0	8.4	8.4	8.3	8.4
Homicide	7.4	7.3	7.6	7.6	6.9	6.9	6.9	6.6	6.9
Disappearance, Conflict, Terrorism	10.0	10.0	10.0	10.0	10.0	10.0	10.0	10.0	10.0
Women Security, Safety	10.0	10.0	10.0	10.0	10.0	8.3	8.3	8.3	8.3
Movement	10.0	10.0	10.0	10.0	10.0	10.0	10.0	10.0	10.0
Freedom of Domestic Movement	10.0	10.0	10.0	10.0	10.0	10.0	10.0	10.0	10.0
Freedom of Foreign Movement	10.0	10.0	10.0	10.0	10.0	10.0	10.0	10.0	10.0
Women's Freedom of Movement	10.0	10.0	10.0	10.0	10.0	10.0	10.0	10.0	10.0
Religious Freedom	9.7	9.9	9.9	9.9	9.7	9.8	8.8	8.9	8.5
Freedom to Establish Religious Org.	10.0	10.0	10.0	10.0	10.0	10.0	7.5	7.5	7.5
Harassment and Physical Hostilities	9.9	10.0	10.0	10.0	9.5	9.7	9.7	10.0	9.0
Legal and Regulatory Restrictions	9.1	9.8	9.8	9.6	9.6	9.6	9.2	9.2	8.9
Assoc., Assembly and Civil Society	10.0	10.0	10.0	8.8	8.8	9.2	7.5	7.5	7.5
Freedom of Association	10.0	10.0	10.0	10.0	10.0	10.0	7.5	7.5	7.5
Assembly and Demonstration	10.0	10.0	10.0	10.0	10.0	10.0	10.0	10.0	10.0
Est. & Operate Political Parties	10.0	10.0	10.0	8.8	8.8	8.8	5.0	5.0	5.0
Est. & Operate Professional Organizations	10.0	10.0	10.0	7.5	7.5	7.5	7.5	7.5	7.5
Est. & Operate Edu., Sporting and Cultural	10.0	10.0	10.0	7.5	7.5	7.5	7.5	7.5	7.5
Expression and Information	9.3	9.3	9.3	9.3	9.3	9.3	9.4	9.3	9.4
Press Killed	10.0	10.0	10.0	10.0	10.0	10.0	10.0	10.0	10.0
Press Jailed	10.0	10.0	10.0	10.0	10.0	10.0	10.0	10.0	10.0
Laws and Reg. That Influence Media	7.3	7.7	7.3	7.3	7.3	7.3	8.0	8.0	8.0
Political Pressure, Control Media	7.8	7.5	7.5	7.5	7.5	7.5	7.5	7.3	7.5
Access to Cable and Satellite	10.0	10.0	10.0	10.0	10.0	10.0	10.0	10.0	10.0
Freedom of Access to Frgn. Info.	10.0	10.0	10.0	10.0	10.0	10.0	10.0	10.0	10.0
State Control over Internet Access	10.0	10.0	10.0	10.0	10.0	10.0	10.0	10.0	10.0
Identity and Relationships	10.0	10.0	10.0	10.0	10.0	10.0	10.0	10.0	10.0
Legal Gender	-	-	-	-	-	-	-	10.0	10.0
Parental Rights	10.0	10.0	10.0	10.0	10.0	10.0	10.0	10.0	10.0
Same-Sex Relationships	10.0	10.0	10.0	10.0	10.0	10.0	10.0	10.0	10.0
Divorce	-	-	-	-	-	10.0	10.0	10.0	10.0

Human Freedom Score over Time



Human Freedom Ranking over Time



VENEZUELA

LATIN AMERICA & THE CARIBBEAN

RANKING 161/162










Score 0–10

PERSONAL FREEDOM 5.52






ECONOMIC FREEDOM 2.88

HUMAN FREEDOM 4.20

PERSONAL FREEDOM Ranking 135/162

	Rule of Law	<div style="width: 20%;"></div>	2.1
	Procedural Justice	<div style="width: 15%;"></div>	1.5
	Civil Justice	<div style="width: 33%;"></div>	3.3
	Criminal Justice	<div style="width: 14%;"></div>	1.4
	Security and Safety	<div style="width: 63%;"></div>	6.3
	Homicide	<div style="width: 0%;"></div>	0.0
	Disappearance, Conflict, Terrorism	<div style="width: 89%;"></div>	8.9
	Women Security, Safety	<div style="width: 100%;"></div>	10.0
	Movement	<div style="width: 83%;"></div>	8.3
	Freedom of Domestic Movement	<div style="width: 100%;"></div>	10.0
	Freedom of Foreign Movement	<div style="width: 50%;"></div>	5.0
	Women's Freedom of Movement	<div style="width: 100%;"></div>	10.0
	Religious Freedom	<div style="width: 69%;"></div>	6.9
	Freedom to Est. & Operate Rel. Org.	<div style="width: 50%;"></div>	5.0
	Harassment and Physical Hostilities	<div style="width: 90%;"></div>	9.0
	Legal and Regulatory Restrictions	<div style="width: 66%;"></div>	6.6
	Assoc., Assembly and Civil Society	<div style="width: 65%;"></div>	6.5
	Freedom of Association	<div style="width: 100%;"></div>	10.0
	Assembly and Demonstration	<div style="width: 100%;"></div>	10.0
	Est. & Operate Political Parties	<div style="width: 25%;"></div>	2.5
	Est. & Operate Professional Org.	<div style="width: 50%;"></div>	5.0
	Est. & Operate Edu., Sports & Cultural	<div style="width: 50%;"></div>	5.0
	Expression and Information	<div style="width: 51%;"></div>	5.1
	Press Killed	<div style="width: 100%;"></div>	10.0
	Press Jailed	<div style="width: 97%;"></div>	9.7
	Laws and Reg. That Influence Media	<div style="width: 13%;"></div>	1.3
	Political Pressure, Control Media	<div style="width: 23%;"></div>	2.3
	Access to Cable and Satellite	<div style="width: 50%;"></div>	5.0
	Freedom of Access to Frgn. Info.	<div style="width: 25%;"></div>	2.5
	State Control over Internet Access	<div style="width: 50%;"></div>	5.0
	Identity and Relationships	<div style="width: 75%;"></div>	7.5
	Legal Gender	<div style="width: 0%;"></div>	0.0
	Parental Rights	<div style="width: 100%;"></div>	10.0
	Same-Sex Relationships	<div style="width: 100%;"></div>	10.0
	Divorce	<div style="width: 100%;"></div>	10.0

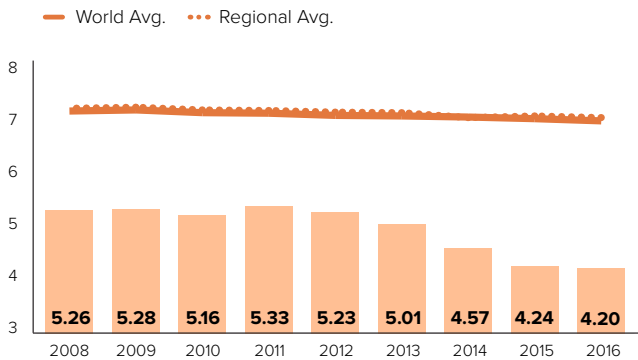
ECONOMIC FREEDOM Ranking 162/162

	Size of Government	<div style="width: 47%;"></div>	4.7
	Government Consumption	<div style="width: 70%;"></div>	7.0
	Transfers and Subsidies	<div style="width: 58%;"></div>	5.8
	Government Enterprises	<div style="width: 0%;"></div>	0.0
	Top Marginal Tax Rate	<div style="width: 60%;"></div>	6.0
	Legal System and Prop. Rights	<div style="width: 20%;"></div>	2.0
	Judicial Independence	<div style="width: 2%;"></div>	0.2
	Impartial Courts	<div style="width: 6%;"></div>	0.6
	Protection of Property Rights	<div style="width: 11%;"></div>	1.1
	Military Interference	<div style="width: 8%;"></div>	0.8
	Integrity of the Legal System	<div style="width: 17%;"></div>	1.7
	Legal Enforcement of Contracts	<div style="width: 24%;"></div>	2.4
	Regulatory Restrictions	<div style="width: 81%;"></div>	8.1
	Reliability of Police	<div style="width: 14%;"></div>	1.4
	Business Cost of Crime	<div style="width: 16%;"></div>	1.6
	Sound Money	<div style="width: 19%;"></div>	1.9
	Money Growth	<div style="width: 28%;"></div>	2.8
	Standard Deviation of Inflation	<div style="width: 0%;"></div>	0.0
	Inflation: Most Recent Year	<div style="width: 0%;"></div>	0.0
	Freedom to Own Frgn. Currency	<div style="width: 50%;"></div>	5.0
	Freedom to Trade Int'l	<div style="width: 33%;"></div>	3.3
	Tariffs	<div style="width: 75%;"></div>	7.5
	Regulatory Trade Barriers	<div style="width: 20%;"></div>	2.0
	Black-Market Exchange Rates	<div style="width: 0%;"></div>	0.0
	Movement of Capital and People	<div style="width: 37%;"></div>	3.7
	Regulation	<div style="width: 25%;"></div>	2.5
	Credit Market Regulations	<div style="width: 33%;"></div>	3.3
	Labor Market Regulations	<div style="width: 21%;"></div>	2.1
	Business Regulations	<div style="width: 20%;"></div>	2.0

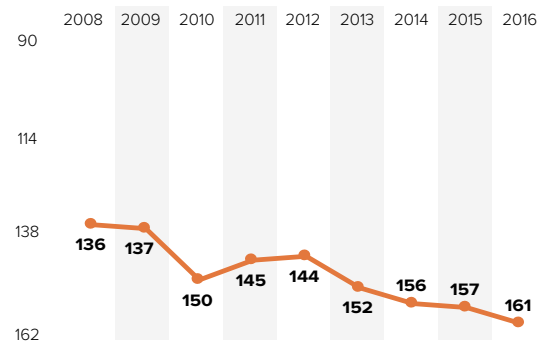
VENEZUELA | LATIN AMERICA & THE CARIBBEAN

	2008	2009	2010	2011	2012	2013	2014	2015	2016
HUMAN FREEDOM	5.26	5.28	5.16	5.33	5.23	5.01	4.57	4.24	4.20
ECONOMIC FREEDOM	4.22	4.36	3.96	3.91	3.82	3.32	3.28	2.96	2.88
PERSONAL FREEDOM	6.30	6.21	6.35	6.75	6.63	6.71	5.87	5.52	5.52
Rule of Law	3.1	3.1	3.1	3.1	2.5	2.5	2.2	1.8	2.1
Procedural Justice	3.0	3.0	3.0	3.0	2.5	2.5	1.5	1.2	1.5
Civil Justice	3.8	3.8	3.8	3.8	3.3	3.3	3.5	2.9	3.3
Criminal Justice	2.4	2.4	2.4	2.4	1.6	1.6	1.6	1.3	1.4
Security and Safety	6.7	6.3	6.0	6.3	6.3	6.3	6.3	6.3	6.3
Homicide	0.0	0.0	0.0	0.0	0.0	0.0	0.0	0.0	0.0
Disappearance, Conflict, Terrorism	10.0	9.0	8.0	9.0	9.0	9.0	9.0	9.0	8.9
Women Security, Safety	10.0	10.0	10.0	10.0	10.0	10.0	10.0	10.0	10.0
Movement	8.3	8.3	10.0	10.0	10.0	10.0	8.3	8.3	8.3
Freedom of Domestic Movement	10.0	5.0	10.0	10.0	10.0	10.0	10.0	10.0	10.0
Freedom of Foreign Movement	5.0	10.0	10.0	10.0	10.0	10.0	5.0	5.0	5.0
Women's Freedom of Movement	10.0	10.0	10.0	10.0	10.0	10.0	10.0	10.0	10.0
Religious Freedom	7.8	7.9	8.0	8.4	8.3	8.6	7.3	7.3	6.9
Freedom to Establish Religious Org.	7.1	7.1	7.1	8.8	8.8	8.8	5.0	5.0	5.0
Harassment and Physical Hostilities	8.7	8.9	8.8	8.9	8.6	9.2	9.1	9.3	9.0
Legal and Regulatory Restrictions	7.7	7.8	8.1	7.5	7.5	7.9	7.9	7.7	6.6
Assoc., Assembly and Civil Society	5.6	5.6	5.6	8.8	8.8	9.2	6.5	6.5	6.5
Freedom of Association	7.5	7.5	7.5	10.0	10.0	10.0	10.0	10.0	10.0
Assembly and Demonstration	5.0	5.0	5.0	10.0	10.0	10.0	10.0	10.0	10.0
Est. & Operate Political Parties	5.4	5.4	5.4	10.0	10.0	10.0	2.5	2.5	2.5
Est. & Operate Professional Organizations	5.8	5.8	5.8	6.3	6.3	6.3	5.0	5.0	5.0
Est. & Operate Edu., Sporting and Cultural	4.2	4.2	4.2	7.5	7.5	7.5	5.0	5.0	5.0
Expression and Information	6.8	6.7	7.2	6.8	7.3	7.3	5.2	5.2	5.1
Press Killed	6.4	6.5	10.0	6.6	10.0	10.0	10.0	10.0	10.0
Press Jailed	10.0	9.7	10.0	10.0	10.0	10.0	10.0	10.0	9.7
Laws and Reg. That Influence Media	1.3	1.3	1.0	1.0	1.0	1.3	1.3	1.3	1.3
Political Pressure, Control Media	3.0	2.5	2.8	2.8	2.8	2.5	2.3	2.5	2.3
Access to Cable and Satellite	10.0	10.0	10.0	10.0	10.0	10.0	5.0	5.0	5.0
Freedom of Access to Frgn. Info.	10.0	10.0	10.0	10.0	10.0	10.0	2.5	2.5	2.5
State Control over Internet Access	6.7	6.7	6.7	7.5	7.5	7.5	5.0	5.0	5.0
Identity and Relationships	10.0	10.0	10.0	10.0	10.0	10.0	10.0	7.5	7.5
Legal Gender	-	-	-	-	-	-	-	0.0	0.0
Parental Rights	10.0	10.0	10.0	10.0	10.0	10.0	10.0	10.0	10.0
Same-Sex Relationships	10.0	10.0	10.0	10.0	10.0	10.0	10.0	10.0	10.0
Divorce	-	-	-	-	-	10.0	10.0	10.0	10.0

Human Freedom Score over Time



Human Freedom Ranking over Time



VIETNAM

SOUTH ASIA

RANKING 124/162



Score 0–10

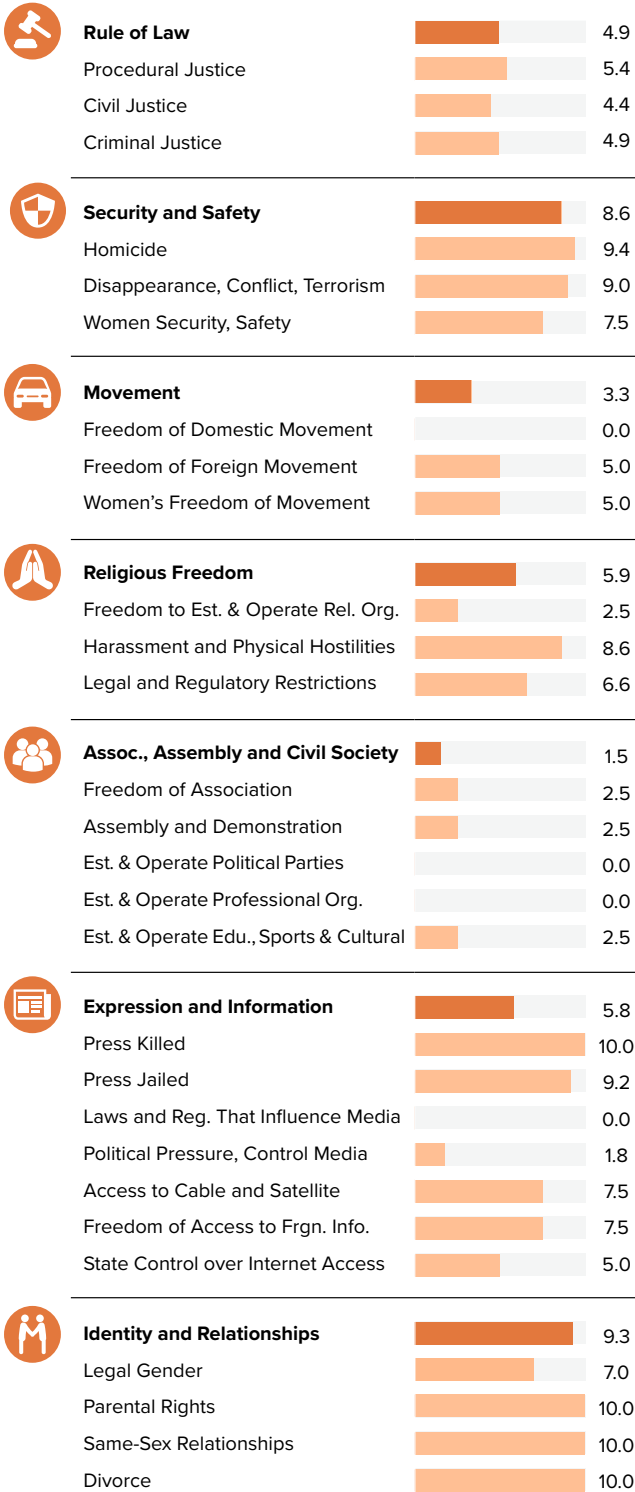
PERSONAL FREEDOM 5.97

ECONOMIC FREEDOM 6.42

HUMAN FREEDOM 6.19

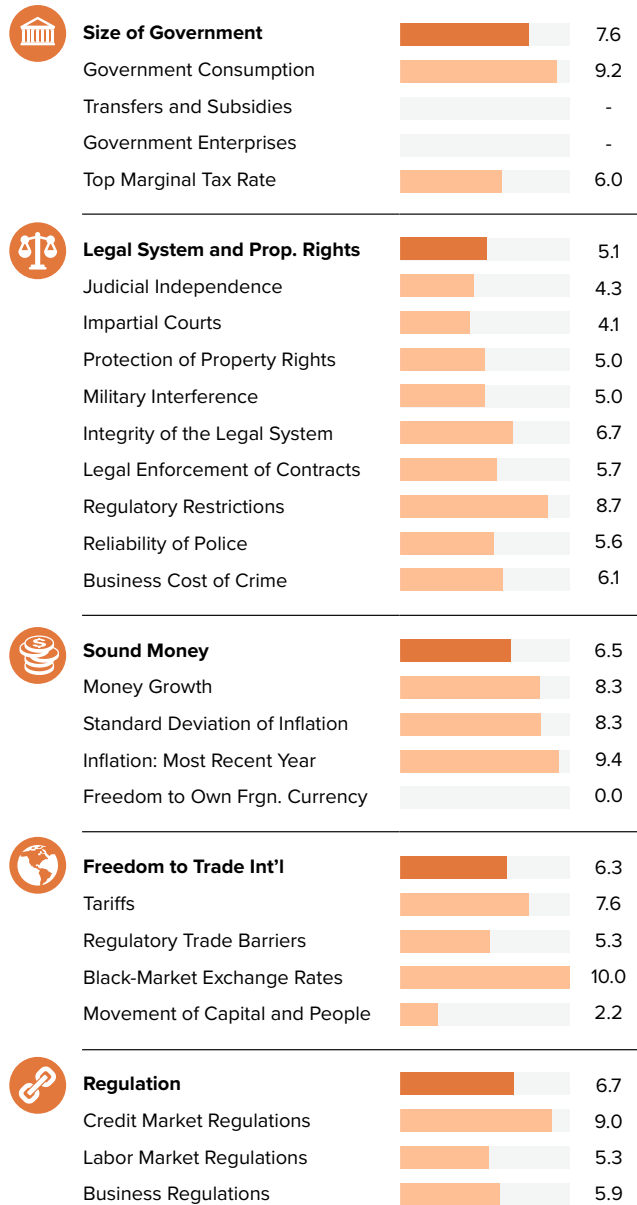
PERSONAL FREEDOM

Ranking
125/162










ECONOMIC FREEDOM

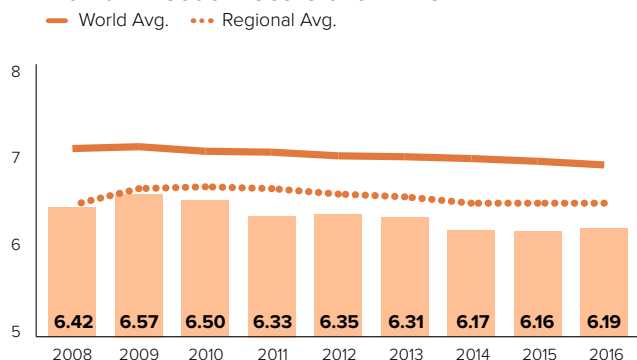
Ranking
112/162



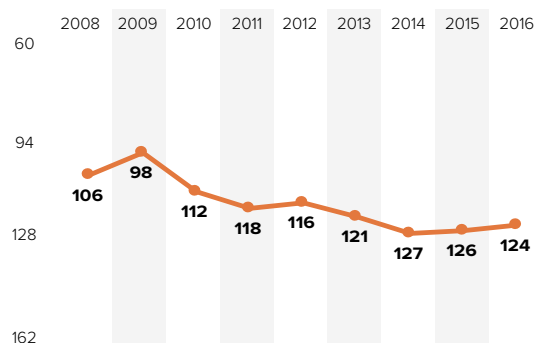
VIETNAM | SOUTH ASIA

	2008	2009	2010	2011	2012	2013	2014	2015	2016
HUMAN FREEDOM	6.42	6.57	6.50	6.33	6.35	6.31	6.17	6.16	6.19
ECONOMIC FREEDOM	6.19	6.45	6.33	6.24	6.40	6.37	6.32	6.30	6.42
PERSONAL FREEDOM	6.65	6.68	6.68	6.42	6.29	6.25	6.02	6.01	5.97
 Rule of Law	5.6	5.6	5.6	5.6	5.1	5.1	5.1	5.2	4.9
Procedural Justice	6.7	6.7	6.7	6.7	6.2	6.2	5.7	5.8	5.4
Civil Justice	4.3	4.3	4.3	4.3	4.2	4.2	4.6	4.7	4.4
Criminal Justice	5.7	5.7	5.7	5.7	4.7	4.7	5.0	5.0	4.9
 Security and Safety	9.5	9.8	9.8	9.2	9.2	9.0	8.6	8.6	8.6
Homicide	9.5	9.4	9.4	9.4	9.4	9.4	9.4	9.4	9.4
Disappearance, Conflict, Terrorism	9.0	10.0	10.0	10.0	10.0	10.0	9.0	9.0	9.0
Women Security, Safety	10.0	10.0	10.0	8.3	8.3	7.5	7.5	7.5	7.5
 Movement	5.0	5.0	5.0	3.3	3.3	3.3	3.3	3.3	3.3
Freedom of Domestic Movement	0.0	5.0	0.0	5.0	5.0	5.0	0.0	0.0	0.0
Freedom of Foreign Movement	5.0	0.0	5.0	0.0	0.0	0.0	5.0	5.0	5.0
Women's Freedom of Movement	10.0	10.0	10.0	5.0	5.0	5.0	5.0	5.0	5.0
 Religious Freedom	6.4	5.9	6.0	5.5	5.5	5.7	5.9	5.7	5.9
Freedom to Establish Religious Org.	4.2	4.2	4.2	2.5	2.5	2.5	2.5	2.5	2.5
Harassment and Physical Hostilities	8.3	7.6	7.4	7.4	7.4	7.7	8.0	8.0	8.6
Legal and Regulatory Restrictions	6.8	5.8	6.5	6.4	6.6	7.0	7.2	6.6	6.6
 Assoc., Assembly and Civil Society	2.8	2.8	2.8	3.3	3.3	3.3	1.5	1.5	1.5
Freedom of Association	2.5	2.5	2.5	2.5	2.5	2.5	2.5	2.5	2.5
Assembly and Demonstration	2.5	2.5	2.5	2.5	2.5	2.5	2.5	2.5	2.5
Est. & Operate Political Parties	1.7	1.7	1.7	3.8	3.8	3.8	0.0	0.0	0.0
Est. & Operate Professional Organizations	2.9	2.9	2.9	2.5	2.5	2.5	0.0	0.0	0.0
Est. & Operate Edu., Sporting and Cultural	4.2	4.2	4.2	5.0	5.0	5.0	2.5	2.5	2.5
 Expression and Information	4.6	4.7	4.6	5.0	5.1	5.0	5.2	5.9	5.8
Press Killed	10.0	10.0	10.0	8.9	10.0	10.0	10.0	10.0	10.0
Press Jailed	9.8	9.9	9.4	9.0	8.5	8.0	4.8	9.4	9.2
Laws and Reg. That Influence Media	0.7	0.7	0.7	0.7	0.3	0.3	0.0	0.0	0.0
Political Pressure, Control Media	1.8	2.0	1.8	1.5	1.8	1.8	1.5	1.8	1.8
Access to Cable and Satellite	3.3	3.3	3.3	7.5	7.5	7.5	7.5	7.5	7.5
Freedom of Access to Frgn. Info.	3.3	3.3	3.3	5.0	5.0	5.0	7.5	7.5	7.5
State Control over Internet Access	3.3	3.3	3.3	2.5	2.5	2.5	5.0	5.0	5.0
 Identity and Relationships	10.0	10.0	10.0	10.0	10.0	10.0	10.0	9.3	9.3
Legal Gender	-	-	-	-	-	-	-	7.0	7.0
Parental Rights	10.0	10.0	10.0	10.0	10.0	10.0	10.0	10.0	10.0
Same-Sex Relationships	10.0	10.0	10.0	10.0	10.0	10.0	10.0	10.0	10.0
Divorce	-	-	-	-	-	10.0	10.0	10.0	10.0

Human Freedom Score over Time



Human Freedom Ranking over Time



YEMEN, REPUBLIC OF

MIDDLE EAST & NORTH AFRICA

RANKING 160/162



Score 0–10

PERSONAL FREEDOM 2.17
ECONOMIC FREEDOM 6.34

HUMAN FREEDOM 4.25

PERSONAL FREEDOM

Ranking
162/162








	Rule of Law		2.6
	Procedural Justice		-
	Civil Justice		-
	Criminal Justice		-
	Security and Safety		4.0
	Homicide		7.3
	Disappearance, Conflict, Terrorism		0.1
	Women Security, Safety		4.6
	Movement		0.0
	Freedom of Domestic Movement		-
	Freedom of Foreign Movement		-
	Women's Freedom of Movement		0.0
	Religious Freedom		-
	Freedom to Est. & Operate Rel. Org.		-
	Harassment and Physical Hostilities		-
	Legal and Regulatory Restrictions		-
	Assoc., Assembly and Civil Society		-
	Freedom of Association		-
	Assembly and Demonstration		-
	Est. & Operate Political Parties		-
	Est. & Operate Professional Org.		-
	Est. & Operate Edu., Sports & Cultural		-
	Expression and Information		3.1
	Press Killed		0.0
	Press Jailed		10.0
	Laws and Reg. That Influence Media		1.3
	Political Pressure, Control Media		1.0
	Access to Cable and Satellite		-
	Freedom of Access to Frgn. Info.		-
	State Control over Internet Access		-
	Identity and Relationships		0.0
	Legal Gender		-
	Parental Rights		0.0
	Same-Sex Relationships		0.0
	Divorce		0.0

ECONOMIC FREEDOM

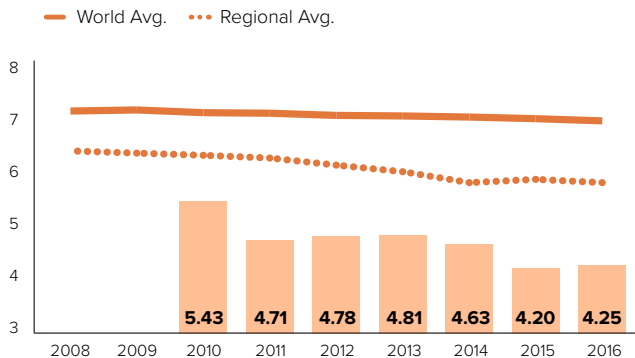
Ranking
117/162

	Size of Government		7.6
	Government Consumption		8.5
	Transfers and Subsidies		9.0
	Government Enterprises		4.0
	Top Marginal Tax Rate		9.0
	Legal System and Prop. Rights		3.1
	Judicial Independence		2.5
	Impartial Courts		2.8
	Protection of Property Rights		3.3
	Military Interference		4.2
	Integrity of the Legal System		3.3
	Legal Enforcement of Contracts		3.8
	Regulatory Restrictions		9.0
	Reliability of Police		2.4
	Business Cost of Crime		3.2
	Sound Money		9.0
	Money Growth		9.9
	Standard Deviation of Inflation		7.3
	Inflation: Most Recent Year		9.0
	Freedom to Own Frgn. Currency		10.0
	Freedom to Trade Int'l		6.7
	Tariffs		8.4
	Regulatory Trade Barriers		4.8
	Black-Market Exchange Rates		10.0
	Movement of Capital and People		3.5
	Regulation		5.2
	Credit Market Regulations		5.0
	Labor Market Regulations		6.5
	Business Regulations		4.2

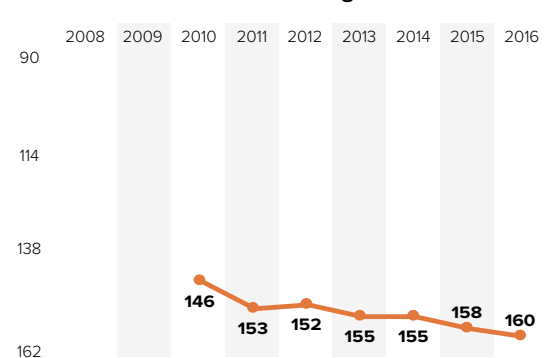
YEMEN, REPUBLIC OF | MIDDLE EAST & NORTH AFRICA

	2008	2009	2010	2011	2012	2013	2014	2015	2016
HUMAN FREEDOM	-	-	5.43	4.71	4.78	4.81	4.63	4.20	4.25
ECONOMIC FREEDOM	-	-	6.12	6.19	6.17	6.33	6.74	6.07	6.34
PERSONAL FREEDOM	-	-	4.73	3.23	3.38	3.30	2.52	2.34	2.17
 Rule of Law	-	-	4.0	4.0	3.3	3.3	3.3	3.2	2.6
Procedural Justice	-	-	-	-	-	-	-	-	-
Civil Justice	-	-	-	-	-	-	-	-	-
Criminal Justice	-	-	-	-	-	-	-	-	-
 Security and Safety	-	-	6.8	4.9	4.3	4.6	4.0	4.0	4.0
Homicide	-	-	8.1	7.7	7.4	7.3	7.3	7.3	7.3
Disappearance, Conflict, Terrorism	-	-	5.6	2.5	1.0	1.9	0.0	0.0	0.1
Women Security, Safety	-	-	6.7	4.6	4.6	4.6	4.6	4.6	4.6
 Movement	-	-	3.3	1.7	1.7	1.7	0.0	0.0	0.0
Freedom of Domestic Movement	-	-	5.0	0.0	0.0	0.0	-	-	-
Freedom of Foreign Movement	-	-	0.0	5.0	5.0	5.0	-	-	-
Women's Freedom of Movement	-	-	5.0	0.0	0.0	0.0	0.0	0.0	0.0
 Religious Freedom	-	-	5.8	-	-	-	-	-	-
Freedom to Establish Religious Org.	-	-	5.8	-	-	-	-	-	-
Harassment and Physical Hostilities	-	-	-	-	-	-	-	-	-
Legal and Regulatory Restrictions	-	-	-	-	-	-	-	-	-
 Assoc., Assembly and Civil Society	-	-	5.6	-	-	-	-	-	-
Freedom of Association	-	-	7.5	-	-	-	-	-	-
Assembly and Demonstration	-	-	5.0	-	-	-	-	-	-
Est. & Operate Political Parties	-	-	7.1	-	-	-	-	-	-
Est. & Operate Professional Organizations	-	-	4.2	-	-	-	-	-	-
Est. & Operate Edu., Sporting and Cultural	-	-	4.2	-	-	-	-	-	-
 Expression and Information	-	-	5.4	3.0	5.9	6.2	4.2	3.2	3.1
Press Killed	-	-	5.8	0.0	10.0	10.0	2.4	0.0	0.0
Press Jailed	-	-	9.6	9.2	9.6	10.0	10.0	10.0	10.0
Laws and Reg. That Influence Media	-	-	1.0	1.0	1.7	2.0	2.0	1.3	1.3
Political Pressure, Control Media	-	-	1.8	1.8	2.3	2.8	2.3	1.5	1.0
Access to Cable and Satellite	-	-	10.0	-	-	-	-	-	-
Freedom of Access to Frgn. Info.	-	-	6.7	-	-	-	-	-	-
State Control over Internet Access	-	-	3.3	-	-	-	-	-	-
 Identity and Relationships	-	-	0.0	1.3	1.3	0.0	0.0	0.0	0.0
Legal Gender	-	-	-	-	-	-	-	-	-
Parental Rights	-	-	0.0	2.5	2.5	0.0	0.0	0.0	0.0
Same-Sex Relationships	-	-	0.0	0.0	0.0	0.0	0.0	0.0	0.0
Divorce	-	-	-	-	-	0.0	0.0	0.0	0.0

Human Freedom Score over Time



Human Freedom Ranking over Time



ZAMBIA

SUB-SAHARAN AFRICA

RANKING 116/162



Score 0–10

PERSONAL FREEDOM 6.01

ECONOMIC FREEDOM 6.61

HUMAN FREEDOM 6.31**PERSONAL FREEDOM**Ranking
123/162**Rule of Law**

Procedural Justice	3.3
Civil Justice	4.9
Criminal Justice	4.2

**Security and Safety**

Homicide	7.9
Disappearance, Conflict, Terrorism	9.5
Women Security, Safety	7.5

**Movement**

Freedom of Domestic Movement	0.0
Freedom of Foreign Movement	10.0
Women's Freedom of Movement	5.0

**Religious Freedom**

Freedom to Est. & Operate Rel. Org.	-
Harassment and Physical Hostilities	8.3
Legal and Regulatory Restrictions	6.3

**Assoc., Assembly and Civil Society**

Freedom of Association	-
Assembly and Demonstration	-
Est. & Operate Political Parties	-
Est. & Operate Professional Org.	-
Est. & Operate Edu., Sports & Cultural	-

**Expression and Information**

Press Killed	10.0
Press Jailed	9.4
Laws and Reg. That Influence Media	3.7
Political Pressure, Control Media	4.0
Access to Cable and Satellite	-
Freedom of Access to Frgn. Info.	-
State Control over Internet Access	-

**Identity and Relationships**

Legal Gender	10.0
Parental Rights	2.5
Same-Sex Relationships	0.0
Divorce	-

ECONOMIC FREEDOMRanking
97/162**Size of Government**

Government Consumption	4.8
Transfers and Subsidies	10.0
Government Enterprises	4.0
Top Marginal Tax Rate	5.5

**Legal System and Prop. Rights**

Judicial Independence	4.0
Impartial Courts	3.8
Protection of Property Rights	5.6
Military Interference	8.3
Integrity of the Legal System	6.7
Legal Enforcement of Contracts	3.5
Regulatory Restrictions	5.9
Reliability of Police	4.5
Business Cost of Crime	5.7

**Sound Money**

Money Growth	8.1
Standard Deviation of Inflation	8.6
Inflation: Most Recent Year	6.4
Freedom to Own Frgn. Currency	10.0

**Freedom to Trade Int'l**

Tariffs	5.3
Regulatory Trade Barriers	3.9
Black-Market Exchange Rates	10.0
Movement of Capital and People	8.7

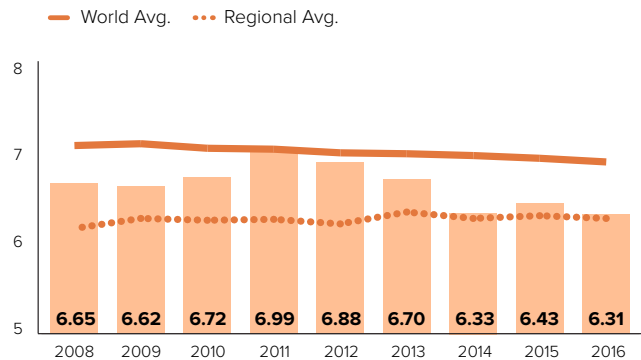
**Regulation**

Credit Market Regulations	7.5
Labor Market Regulations	5.5
Business Regulations	6.2

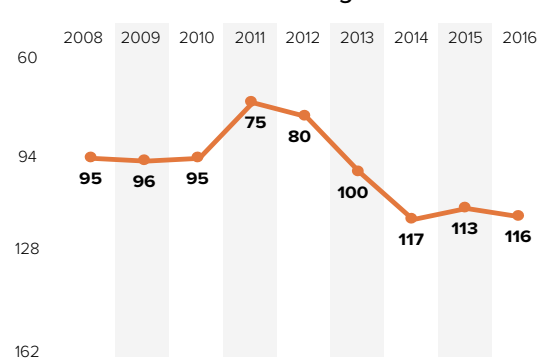
ZAMBIA | SUB-SAHARAN AFRICA

	2008	2009	2010	2011	2012	2013	2014	2015	2016
HUMAN FREEDOM	6.65	6.62	6.72	6.99	6.88	6.70	6.33	6.43	6.31
ECONOMIC FREEDOM	7.15	7.13	7.35	7.34	7.19	6.95	6.99	6.74	6.61
PERSONAL FREEDOM	6.15	6.11	6.09	6.64	6.58	6.44	5.67	6.13	6.01
Rule of Law	4.4	4.4	4.4	4.4	4.1	4.1	4.0	4.2	4.1
Procedural Justice	4.8	4.8	4.8	4.8	3.9	3.9	3.4	3.5	3.3
Civil Justice	4.6	4.6	4.6	4.6	4.7	4.7	4.7	5.0	4.9
Criminal Justice	3.7	3.7	3.7	3.7	3.5	3.5	3.8	4.2	4.2
Security and Safety	8.2	8.1	8.1	8.9	8.9	8.2	8.3	8.3	8.3
Homicide	7.9	7.6	7.6	7.6	7.6	7.7	7.9	7.9	7.9
Disappearance, Conflict, Terrorism	10.0	10.0	10.0	10.0	10.0	9.5	9.5	9.5	9.5
Women Security, Safety	6.7	6.7	6.7	9.2	9.2	7.5	7.5	7.5	7.5
Movement	8.3	8.3	8.3	6.7	6.7	6.7	5.0	5.0	5.0
Freedom of Domestic Movement	5.0	10.0	5.0	10.0	10.0	10.0	0.0	0.0	0.0
Freedom of Foreign Movement	10.0	5.0	10.0	5.0	5.0	5.0	10.0	10.0	10.0
Women's Freedom of Movement	10.0	10.0	10.0	5.0	5.0	5.0	5.0	5.0	5.0
Religious Freedom	7.7	7.6	7.2	7.7	7.9	7.7	7.7	7.9	7.3
Freedom to Establish Religious Org.	5.8	5.8	5.8	7.5	7.5	7.5	-	-	-
Harassment and Physical Hostilities	10.0	9.4	9.0	9.3	9.0	9.1	8.6	8.9	8.3
Legal and Regulatory Restrictions	7.3	7.4	6.8	6.3	7.3	6.7	6.8	6.8	6.3
Assoc., Assembly and Civil Society	4.3	4.3	4.3	7.8	7.8	8.3	-	-	-
Freedom of Association	5.0	5.0	5.0	7.5	7.5	7.5	-	-	-
Assembly and Demonstration	5.0	5.0	5.0	7.5	7.5	7.5	-	-	-
Est. & Operate Political Parties	4.2	4.2	4.2	7.5	7.5	7.5	-	-	-
Est. & Operate Professional Organizations	2.9	2.9	2.9	6.3	6.3	6.3	-	-	-
Est. & Operate Edu., Sporting and Cultural	4.2	4.2	4.2	10.0	10.0	10.0	-	-	-
Expression and Information	7.2	7.3	7.3	7.2	7.3	7.2	6.9	7.0	6.8
Press Killed	10.0	10.0	10.0	10.0	10.0	10.0	10.0	10.0	10.0
Press Jailed	10.0	10.0	10.0	10.0	10.0	10.0	10.0	10.0	9.4
Laws and Reg. That Influence Media	3.3	3.7	3.7	3.7	4.3	4.0	4.0	3.7	3.7
Political Pressure, Control Media	3.8	3.8	4.3	4.5	4.0	4.0	3.8	4.3	4.0
Access to Cable and Satellite	6.7	6.7	6.7	7.5	7.5	7.5	-	-	-
Freedom of Access to Frgn. Info.	6.7	6.7	6.7	7.5	7.5	7.5	-	-	-
State Control over Internet Access	10.0	10.0	10.0	7.5	7.5	7.5	-	-	-
Identity and Relationships	2.5	2.5	2.5	3.8	3.8	3.8	1.3	4.2	4.2
Legal Gender	-	-	-	-	-	-	-	10.0	10.0
Parental Rights	0.0	0.0	0.0	2.5	2.5	2.5	2.5	2.5	2.5
Same-Sex Relationships	5.0	5.0	5.0	5.0	5.0	5.0	0.0	0.0	0.0
Divorce	-	-	-	-	-	-	-	-	-

Human Freedom Score over Time



Human Freedom Ranking over Time



ZIMBABWE

SUB-SAHARAN AFRICA

RANKING 143/162



Score 0–10

PERSONAL FREEDOM 5.17

ECONOMIC FREEDOM 6.06

HUMAN FREEDOM 5.62

PERSONAL FREEDOM

Ranking
148/162

	Rule of Law	3.5
	Procedural Justice	2.4
	Civil Justice	4.3
	Criminal Justice	3.8
	Security and Safety	7.6
	Homicide	7.3
	Disappearance, Conflict, Terrorism	8.0
	Women Security, Safety	7.5
	Movement	5.0
	Freedom of Domestic Movement	0.0
	Freedom of Foreign Movement	5.0
	Women's Freedom of Movement	10.0
	Religious Freedom	6.4
	Freedom to Est. & Operate Rel. Org.	2.5
	Harassment and Physical Hostilities	9.3
	Legal and Regulatory Restrictions	7.5
	Assoc., Assembly and Civil Society	2.5
	Freedom of Association	2.5
	Assembly and Demonstration	2.5
	Est. & Operate Political Parties	2.5
	Est. & Operate Professional Org.	2.5
	Est. & Operate Edu., Sports & Cultural	2.5
	Expression and Information	6.7
	Press Killed	10.0
	Press Jailed	10.0
	Laws and Reg. That Influence Media	2.0
	Political Pressure, Control Media	3.8
	Access to Cable and Satellite	-
	Freedom of Access to Frgn. Info.	-
	State Control over Internet Access	7.5
	Identity and Relationships	3.3
	Legal Gender	0.0
	Parental Rights	5.0
	Same-Sex Relationships	5.0
	Divorce	-

ECONOMIC FREEDOM

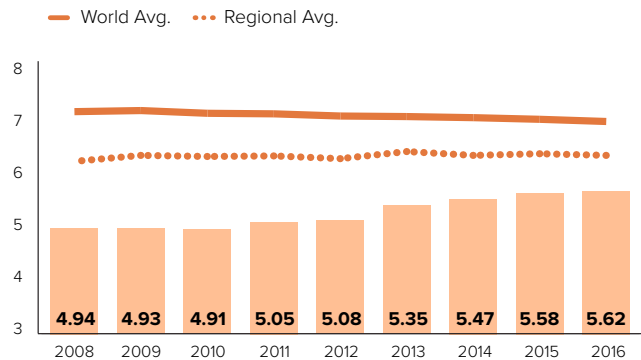
Ranking
127/162

	Size of Government	6.1
	Government Consumption	4.6
	Transfers and Subsidies	10.0
	Government Enterprises	6.0
	Top Marginal Tax Rate	4.0
	Legal System and Prop. Rights	3.8
	Judicial Independence	3.3
	Impartial Courts	3.3
	Protection of Property Rights	2.6
	Military Interference	3.3
	Integrity of the Legal System	5.0
	Legal Enforcement of Contracts	2.4
	Regulatory Restrictions	6.8
	Reliability of Police	4.1
	Business Cost of Crime	5.7
	Sound Money	8.3
	Money Growth	9.4
	Standard Deviation of Inflation	9.1
	Inflation: Most Recent Year	9.7
	Freedom to Own Frgn. Currency	5.0
	Freedom to Trade Int'l	5.6
	Tariffs	4.8
	Regulatory Trade Barriers	3.3
	Black-Market Exchange Rates	10.0
	Movement of Capital and People	4.1
	Regulation	6.5
	Credit Market Regulations	9.1
	Labor Market Regulations	6.1
	Business Regulations	4.4

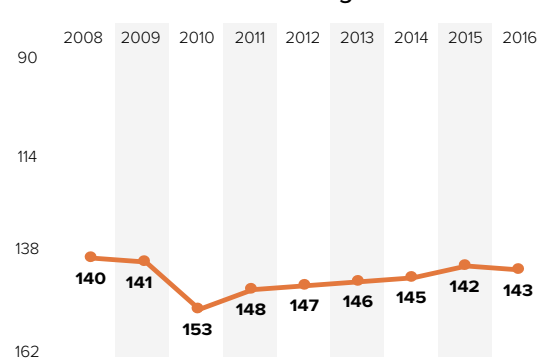
ZIMBABWE | SUB-SAHARAN AFRICA

	2008	2009	2010	2011	2012	2013	2014	2015	2016
HUMAN FREEDOM	4.94	4.93	4.91	5.05	5.08	5.35	5.47	5.58	5.62
ECONOMIC FREEDOM	4.55	4.50	4.46	4.93	5.06	5.30	5.63	6.01	6.06
PERSONAL FREEDOM	5.32	5.36	5.36	5.17	5.11	5.40	5.31	5.16	5.17
Rule of Law	3.7	3.7	3.7	3.7	3.3	3.3	3.4	3.5	3.5
Procedural Justice	2.7	2.7	2.7	2.7	2.2	2.2	2.0	2.2	2.4
Civil Justice	4.0	4.0	4.0	4.0	4.0	4.0	4.5	4.6	4.3
Criminal Justice	4.3	4.3	4.3	4.3	3.6	3.6	3.6	3.6	3.8
Security and Safety	7.4	7.5	7.5	7.4	7.4	7.6	7.6	7.6	7.6
Homicide	8.0	8.0	8.0	7.3	7.3	7.3	7.3	7.3	7.3
Disappearance, Conflict, Terrorism	6.2	6.3	6.5	7.5	7.5	7.9	8.0	8.0	8.0
Women Security, Safety	8.2	8.2	8.2	7.5	7.5	7.5	7.5	7.5	7.5
Movement	1.7	1.7	1.7	1.7	1.7	3.3	5.0	5.0	5.0
Freedom of Domestic Movement	0.0	0.0	0.0	0.0	0.0	0.0	0.0	0.0	0.0
Freedom of Foreign Movement	0.0	0.0	0.0	0.0	0.0	0.0	5.0	5.0	5.0
Women's Freedom of Movement	5.0	5.0	5.0	5.0	5.0	10.0	10.0	10.0	10.0
Religious Freedom	8.2	8.3	8.0	6.7	7.1	7.0	6.3	6.4	6.4
Freedom to Establish Religious Org.	8.3	8.3	8.3	3.8	3.8	3.8	2.5	2.5	2.5
Harassment and Physical Hostilities	8.7	9.0	8.5	8.9	9.3	9.6	8.6	9.4	9.3
Legal and Regulatory Restrictions	7.6	7.7	7.3	7.6	8.1	7.6	7.8	7.3	7.5
Assoc., Assembly and Civil Society	4.4	4.4	4.4	3.8	3.8	4.6	2.5	2.5	2.5
Freedom of Association	5.0	5.0	5.0	5.0	5.0	5.0	2.5	2.5	2.5
Assembly and Demonstration	5.0	5.0	5.0	5.0	5.0	5.0	2.5	2.5	2.5
Est. & Operate Political Parties	2.5	2.5	2.5	2.5	2.5	2.5	2.5	2.5	2.5
Est. & Operate Professional Organizations	2.5	2.5	2.5	2.5	2.5	2.5	2.5	2.5	2.5
Est. & Operate Edu., Sporting and Cultural	7.1	7.1	7.1	3.8	3.8	3.8	2.5	2.5	2.5
Expression and Information	6.0	6.2	6.3	6.7	6.8	6.9	6.8	6.7	6.7
Press Killed	10.0	10.0	10.0	10.0	10.0	10.0	10.0	10.0	10.0
Press Jailed	10.0	10.0	10.0	10.0	10.0	10.0	10.0	10.0	10.0
Laws and Reg. That Influence Media	0.3	1.0	1.7	1.7	1.7	2.0	2.3	2.0	2.0
Political Pressure, Control Media	2.0	2.5	2.8	2.8	3.5	3.8	4.3	3.8	3.8
Access to Cable and Satellite	6.7	6.7	6.7	7.5	7.5	7.5	-	-	-
Freedom of Access to Frgn. Info.	3.3	3.3	3.3	7.5	7.5	7.5	-	-	-
State Control over Internet Access	10.0	10.0	10.0	7.5	7.5	7.5	7.5	7.5	7.5
Identity and Relationships	5.0	5.0	5.0	5.0	5.0	5.0	5.0	3.3	3.3
Legal Gender	-	-	-	-	-	-	-	0.0	0.0
Parental Rights	5.0	5.0	5.0	5.0	5.0	5.0	5.0	5.0	5.0
Same-Sex Relationships	5.0	5.0	5.0	5.0	5.0	5.0	5.0	5.0	5.0
Divorce	-	-	-	-	-	-	-	-	-

Human Freedom Score over Time



Human Freedom Ranking over Time



METHODOLOGY AND SOURCES

PERSONAL FREEDOM

1. LEGAL PROTECTION AND SECURITY

1A. RULE OF LAW

1Ai. Procedural Justice

This component is calculated as an average of selected *Rule of Law Index* subfactors: “4.2 The right to life and security of the person is effectively guaranteed,” “4.3 Due process of law and rights of the accused,” and “4.6 Freedom from arbitrary interference with privacy is effectively guaranteed.” A continuous score ranges from 0 to 10, where a rating of 10 is assigned to countries with full adherence to the rule of law from the perspective of how ordinary people experience it and a 0 rating is assigned to countries with no adherence to the rule of law from the perspective of how ordinary people experience it.

Source: World Justice Project, *Rule of Law Index*.

1Aii. Civil Justice

This component is calculated as an average of selected *Rule of Law Index* subfactors: “7.1 People can access and afford civil justice,” “7.2 Civil justice is free of discrimination,” “7.3 Civil justice is free of corruption,” “7.4 Civil justice is free of improper government influence,” “7.5 Civil justice is not subject to unreasonable delay,” “7.6 Civil justice is effectively enforced,” and “7.7 Alternative dispute resolution is accessible, impartial, and effective.” A continuous score ranges from 0 to 1, where 0 means no adherence to the rule of law from the perspective of how ordinary people experience it and 1 means full adherence to the rule of law from the perspective of how ordinary people experience it.

Source: World Justice Project, *Rule of Law Index*.

1Aiii. Criminal Justice

This component is calculated as an average of selected *Rule of Law Index* subfactors: “8.1 Criminal investigation system is effective,” “8.2 Criminal adjudication system is timely and effective,” “8.3 Correctional system is effective in reducing criminal behavior,” “8.4 Criminal system is impartial,” “8.5 Criminal system is free of corruption,” “8.6 Criminal system is free of improper government influence,” and “8.7 Due process of law and rights of the accused.” A continuous score ranges from 0 to 10, where 0 means no adherence to the rule of law from the perspective of how ordinary people experience it and 1 means full adherence to the rule of law from the perspective of how ordinary people experience it.

Source: World Justice Project, *Rule of Law Index*.

1B. SECURITY AND SAFETY

1Bi. Homicide

This component is based on the United Nations (UN) Office on Drugs and Crime’s data on the intentional homicides per 100,000 population. Countries with more homicides per 100,000 population received lower ratings. A rating of 10 would have been assigned to countries with no homicides per 100,000 population. A rating of 0 was assigned to countries with 25 or more homicides per 100,000 population. Countries with 1 through 24 homicides per 100,000 population received corresponding ratings between 10 and 0.

Source: UN Office on Drugs and Crime, Intentional Homicide database.

1Bii. Disappearances, Conflict, and Terrorism

1Bii(a). Disappearances

This subcomponent is based on the CI-RIGHTS Dataset on disappearances. Countries with more disappearances received lower ratings. A rating of 10 was assigned to countries with no disappearances. A rating of 5 was assigned to countries with disappearances occurring occasionally. A rating of 0 was assigned to countries with frequently occurring disappearances.

Source: David Cingranelli and Mikhail Filippov, CI-RIGHTS Dataset.

1Bii(b). Violent Conflicts

This subcomponent is based on the Uppsala Conflict Data Program's data on battle-related deaths per one million population. It measures battle-related deaths from armed-conflict behavior between warring parties in a conflict dyad, be it state based or non-state based. In state-based conflicts, the violence must be directly related to the incompatibility (of the positions of the conflicting parties regarding government or territory)—that is, carried out with the purpose of realizing the goal of the incompatibility and having resulted in deaths. In non-state-based conflicts, the violence does not have to be related to an incompatibility but must take place between warring parties and result in deaths. All deaths—military as well as civilian—are counted as battle-related deaths. Countries with more battle-related deaths per one million population received lower ratings. A rating of 10 was assigned to countries with no battle-related deaths per one million population. A rating of 0 was assigned to countries with 30 or more battle-related deaths per one million population. Countries with 1 through 29 battle-related deaths per one million population received corresponding ratings between 10 and 0.

Source: Uppsala Conflict Data Program, Battle-Related Deaths Dataset.

1Bii(c). Organized Conflict

This subcomponent is based on the Economist Intelligence Unit's qualitative assessment of the intensity of conflicts within the country. Countries with higher intensity of conflicts received lower ratings. A rating of 10 was assigned to countries with very low intensity of conflicts. A rating of 0 was assigned to countries with very high intensity of conflicts. Countries in between received ratings of 7.5, 5.0, and 2.5, accordingly.

Source: Economist Intelligence Unit, Internal Organized Conflict Dataset.

1Bii(d). Terrorism Fatalities

This subcomponent is based on the University of Maryland's Global Terrorism Database on the confirmed terrorism fatalities. The number includes all victims and attackers who died as a direct result of the incident. Countries with more confirmed terrorism fatalities per one million population received lower ratings. A rating of 10 was assigned to countries with no confirmed terrorism fatalities per one million population. A rating of 0 was assigned to countries with 30 or more confirmed terrorism fatalities per one million population. Countries with 1 through 29 confirmed terrorism fatalities per one million population received corresponding ratings between 10 and 0.

Source: University of Maryland, Global Terrorism Database.

1Bii(e). Terrorism Injuries

This subcomponent is based on the University of Maryland's Global Terrorism Database on the confirmed terrorism nonfatal injuries to both perpetrators and victims. Countries with more confirmed terrorism nonfatal injuries per one million population received lower ratings. A rating of 10 was assigned to countries with no confirmed terrorism nonfatal injuries per one million population. A rating of 0 was assigned to countries with 50 or more confirmed terrorism nonfatal injuries per one million population. Countries with 1 through 49 confirmed terrorism nonfatal injuries per one million population received corresponding ratings between 10 and 0.

Source: University of Maryland, Global Terrorism Database.

1Biii. Women's Security

1Biii(a). Female Genital Mutilation

This subcomponent measures the percentage of women in the country who have undergone any type of female genital mutilation. A continuous score ranges from 0 to 10, where a rating of 10 was assigned to countries with no prevalence of female genital mutilation and a rating of 0 was assigned to countries with complete prevalence of female genital mutilation.

Source: Organisation for Economic Co-operation and Development (OECD), *Social Institutions and Gender Index*.

1Biii(b). Missing Women

This subcomponent measures gender bias in mortality or, euphemistically, "son preference." A rating of 10 was assigned to countries with no evidence of missing women. A rating of 0 was assigned to countries with a severe incidence of excess female mortality or missing women. Countries in between received ratings of 7.5, 5.0, and 2.5, accordingly.

Source: OECD, *Social Institutions and Gender Index*.

1Biii(c). Inheritance

This subcomponent is based on the legal code available and divided into two indicators: (1) inheritance rights of widows and (2) inheritance rights of daughters. The final scoring of this indicator can also be driven by the actual application of the law (or the lack thereof). A rating of 10 was assigned to countries where women have equal rights of inheritance. A rating of 5 was assigned to countries where (some) women have (some) rights of inheritance, but less than men. A rating of 0 is assigned to countries where women have no rights of inheritance.

Source: OECD, *Social Institutions and Gender Index*.

2. SPECIFIC PERSONAL FREEDOMS

2A. MOVEMENT

2Ai. Freedom of Foreign Movement

This component is based on the CI-RIGHTS Dataset on the citizens' freedom to leave and return to their country. Countries with more freedom of foreign movement received higher ratings. A rating of 10 was assigned to countries with unrestricted freedom of foreign movement. A rating of 5 was assigned to countries with some restrictions on freedom of foreign movement. A rating of 0 was assigned to countries with severe restrictions on freedom of foreign movement.

Source: David Cingranelli and Mikhail Filippov, CI-RIGHTS Dataset.

2Aii. Freedom of Domestic Movement

This component is based on the CI-RIGHTS Dataset on the citizens' freedom to travel within their own country. Countries with more freedom of domestic movement received higher ratings. A rating of 10 was assigned to countries with unrestricted freedom of domestic movement. A rating of 5 was assigned to countries with some restrictions on freedom of domestic movement. A rating of 0 was assigned to countries with severe restrictions on freedom of domestic movement.

Source: David Cingranelli and Mikhail Filippov, CI-RIGHTS Dataset.

2Aiii. Women's Freedom of Movement

This component measures the freedom of women to move outside the home. The following elements were considered: ability to choose their places of residence, to visit their families and friends, or to apply for a passport. A rating of 10 was assigned to countries with no restrictions on women's movement outside the home. A rating of 5 was assigned to countries where (some) women can leave home sometimes but with restrictions. A rating of 0 was assigned to countries where women can never leave home without restrictions (e.g., they need a male companion).

Source: OECD, *Social Institutions and Gender Index*.

2B. RELIGION

2Bi. Establishing and Operating Religious Organizations

This component is from this Institutional Profiles Database variable: “A3093: Freedom to establish and operate organizations: religious organizations. (0 = no establishment and operational independence possible; 4 = total freedom to establish and operate.)”

Source: French Ministry of the Economy, Institutional Profiles Database.

2Bii. Harassment and Physical Hostilities

This component is calculated as an average of selected *Global Restrictions on Religion* questions:

- “GRI_Q_6: Is proselytizing limited by any level of government? (0 = No; 0.50 = Yes, for some religious groups; 1.00 = Yes, for all religious groups)” Assigned weight = 0.5.
- “GRI_Q_11_Christianity: Was there harassment or intimidation of Christians by any level of government? (0 = No; 1.00 = Yes)” Assigned weight = 0.5.
- “GRI_Q_11_Islam: Was there harassment or intimidation of Muslims by any level of government? (0 = No; 1.00 = Yes)” Assigned weight = 0.5.
- “GRI_Q_11_Buddhism: Was there harassment or intimidation of Buddhists by any level of government? (0 = No; 1.00 = Yes)” Assigned weight = 0.5.
- “GRI_Q_11_Hinduism: Was there harassment or intimidation of Hindus by any level of government? (0 = No; 1.00 = Yes)” Assigned weight = 0.5.
- “GRI_Q_11_Judaism: Was there harassment or intimidation of Jews by any level of government? (0 = No; 1.00 = Yes)” Assigned weight = 0.5.
- “GRI_Q_11_Folk Religions: Was there harassment or intimidation of adherents of folk religions by any level of government? (0 = No; 1.00 = Yes)” Assigned weight = 0.5.
- “GRI_Q_11_Other Religions: Was there harassment or intimidation of adherents of other religions (the Baha’i faith, Falun Gong, Jainism, Rastafarianism, Scientology, Shintoism, Sikhism, Taoism, Tenrikyo, Wicca, and many other religions) by any level of government? (0 = No; 1.00 = Yes)” Assigned weight = 0.5.
- “GRI_Q_12: Did the national government display hostility involving physical violence toward minority or nonapproved religious groups? (0 = No; 1.00 = Yes)” Assigned weight = 0.5.
- “GRI_Q_17: Were there instances when the national government attempted to eliminate an entire religious group’s presence in the country? (0 = No; 1.00 = Yes)” Assigned weight = 1.0.
- “GRI_Q_19_Property Damage: Did any level of government use force toward religious groups that resulted in individuals having their personal or religious properties damaged or destroyed? (0 = None; 0.20 = 1–9 cases of property damaged or destroyed; 0.40 = 10–200 cases of property damaged or destroyed; 0.60 = 201–1,000 cases of property damaged or destroyed; 0.80 = 1,001–9,999 cases of property damaged or destroyed; 1.00 = 10,000+ cases of property damaged or destroyed)” Assigned weight = 1.0.
- “GRI_Q_19_Detentions: Did any level of government use force toward religious groups that resulted in individuals being imprisoned or detained? (0 = None; 0.20 = 1–9 cases of individuals imprisoned or detained; 0.40 = 10–200 cases of individuals imprisoned or detained; 0.60 = 201–1,000 cases of individuals imprisoned or detained; 0.80 = 1,001–9,999 cases of individuals imprisoned or detained; 1.00 = 10,000+ cases of individuals imprisoned or detained)” Assigned weight = 1.0.
- “GRI_Q_19_Displacements: Did any level of government use force toward religious groups that resulted in individuals being displaced from their homes? (0 = None; 0.20 = 1–9 cases of individuals being displaced; 0.40 = 10–200 cases of individuals being displaced; 0.60 = 201–1,000 cases of individuals being displaced; 0.80 = 1,001–9,999 cases of individuals being displaced; 1.00 = 10,000+ cases of individuals being displaced)” Assigned weight = 1.0.
- “GRI_Q_19_Abuse: Did any level of government use force toward religious groups that resulted in individuals being physically abused? (0 = None; 0.20 = 1–9 cases of individuals being physically abused; 0.40 = 10–200 cases of individuals being physically abused; 0.60 = 201–1,000 cases of individuals being physically abused; 0.80 = 1,001–9,999 cases of individuals being physically abused; 1.00 = 10,000+ cases of individuals being physically abused)” Assigned weight = 1.0.

- “GRI_Q_19_Deaths: Did any level of government use force toward religious groups that resulted in individuals being killed? (0 = None; 0.20 = 1–9 cases of individuals being killed; 0.40 = 10–200 cases of individuals being killed; 0.60 = 201–1,000 cases of individuals being killed; 0.80 = 1,001–9,999 cases of individuals being killed; 1.00 = 10,000+ cases of individuals being killed)” Assigned weight = 1.0.
- “SHI_Q_1_Harassment: Has there been any harassment or intimidation of religious groups by social groups motivated by religious hatred or bias? (0 = No; 1.00 = Yes)” Assigned weight = 0.5.
- “SHI_Q_1_Property Damage: Has there been any destruction of personal or religious property motivated by religious hatred or bias? (0 = No; 1.00 = Yes)” Assigned weight = 0.5.
- “SHI_Q_1_Detentions: Have there been any detentions or abductions motivated by religious hatred or bias? (0 = No; 1.00 = Yes)” Assigned weight = 0.5.
- “SHI_Q_1_Displacements: Has there been any displacement of individuals from their homes motivated by religious hatred or bias? (0 = No; 1.00 = Yes)” Assigned weight = 0.5.
- “SHI_Q_1_Assaults: Have there been any physical assaults motivated by religious hatred or bias? (0 = No; 1.00 = Yes)” Assigned weight = 0.5.
- “SHI_Q_1_Deaths: Have there been any deaths motivated by religious hatred or bias? (0 = No; 1.00 = Yes)” Assigned weight = 0.5.
- “SHI_Q_1_harass_Christianity: Was there harassment or intimidation of Christians motivated by religious hatred or violence? (0 = No; 1.00 = Yes)” Assigned weight = 0.5.
- “SHI_Q_1_harass_Islam: Was there harassment or intimidation of Muslims motivated by religious hatred or violence? (0 = No; 1.00 = Yes)” Assigned weight = 0.5.
- “SHI_Q_1_harass_Buddhism: Was there harassment or intimidation of Buddhists motivated by religious hatred or violence? (0 = No; 1.00 = Yes)” Assigned weight = 0.5.
- “SHI_Q_1_harass_Hinduism: Was there harassment or intimidation of Hindus motivated by religious hatred or violence? (0 = No; 1.00 = Yes)” Assigned weight = 0.5.
- “SHI_Q_1_harass_Judaism: Was there harassment or intimidation of Jews motivated by religious hatred or violence? (0 = No; 1.00 = Yes)” Assigned weight = 0.5.
- “SHI_Q_1_harass_Folk Religions: Was there harassment or intimidation of adherents of folk religions motivated by religious hatred or violence? (0 = No; 1.00 = Yes)” Assigned weight = 0.5.
- “SHI_Q_1_harass_Other Religions: Was there harassment or intimidation of adherents of other religions motivated by religious hatred or violence? (0 = No; 1.00 = Yes)” Assigned weight = 0.5.
- “SHI_Q_2: Was there mob violence related to religion? (0 = No; 0.50 = Yes, but no deaths were reported; 1.00 = Yes, and deaths were reported)” Assigned weight = 1.0.
- “SHI_Q_3: Were there acts of sectarian or communal violence between religious groups? (0 = No; 1.00 = Yes)” Assigned weight = 1.0.
- “SHI_Q_4_extent: If the answer to SHI_Q_4 (Were religion-related terrorist groups active in the country?) was yes, how extensive was the terrorist groups’ activity? (0 = No; 0.25 = Yes, but their activity was limited to recruitment and fundraising; 0.50 = Yes, and their activities included violence that resulted in some casualties (1–9 injuries or deaths) 0.75 = Yes, with violence that resulted in multiple casualties (10–50 injuries or deaths); 1.00 = Yes, with violence that resulted in many casualties (more than 50 injuries or deaths))” Assigned weight = 1.0.
- “SHI_Q_5_extent: If the answer to SHI_Q_5 (Was there a religion-related war or armed conflict in the country (including ongoing displacements from previous wars?)) was yes, how extensive was the religion-related conflict? (0 = No; 0.25 = Yes, with fewer than 10,000 casualties or people displaced; 0.50 = Yes, with tens of thousands of casualties or people displaced; 0.75 = Yes, with hundreds of thousands of casualties or people displaced; 1.00 = Yes, with millions of casualties or people displaced)” Assigned weight = 1.0.
- “SHI_Q_6: Did violence result from tensions between religious groups? (0 = No; 0.33 = There were public tensions between religious groups, but they fell short of hostilities involving physical violence; 0.67 = Yes, with physical violence in a few cases; 1.00 = Yes, with physical violence in numerous cases)” Assigned weight = 1.0.
- “SHI_Q_7: Did organized groups use force or coercion in an attempt to dominate public life with their perspective

- on religion, including preventing some religious groups from operating in the country? (0 = No; 0.33 = Yes, at the local level; 0.67 = Yes, at the regional level; 1.00 = Yes, at the national level)” Assigned weight = 1.0.
- “SHI_Q_8: Did religious groups themselves attempt to prevent other religious groups from being able to operate? (0 = No; 1.00 = Yes)” Assigned weight = 0.5.
 - “SHI_Q_9: Did individuals or groups use violence or the threat of violence, including so-called honor killings, to try to enforce religious norms? (0 = No; 1.00 = Yes)” Assigned weight = 0.5.
 - “SHI_Q_10: Were individuals assaulted or displaced from their homes in retaliation for religious activities, including preaching and other forms of religious expression, considered offensive or threatening to the majority faith? (0 = No; 1.00 = Yes)” Assigned weight = 0.5.
 - “SHI_Q_11: Were women harassed for violating religious dress codes? (0 = No; 1.00 = Yes)” Assigned weight = 0.5.
 - “SHI_Q_12: Were there incidents of hostility over proselytizing? (0 = No; 0.50 = Yes, but they fell short of physical violence; 1.00 = Yes, and they included physical violence)” Assigned weight = 0.5.
 - “SHI_Q_13: Were there incidents of hostility over conversions from one religion to another? (0 = No; 0.50 = Yes, but they fell short of physical violence; 1.00 = Yes, and they included physical violence)” Assigned weight = 0.5.
 - “GRX_22_blasphemy: Does any level of government penalize blasphemy? (0 = No; 1 = Yes)” Assigned weight = 0.5.
 - “GRX_22_apostasy: Does any level of government penalize apostasy? (0 = No; 1 = Yes)” Assigned weight = 0.5.
 - “GRX_22_hate speech: Does any level of government penalize hate speech? (0 = No; 1 = Yes)” Assigned weight = 0.5.
 - “GRX_22_criticism of religion: Does any level of government penalize criticisms or critiques of a religion or religions? (0 = No; 1 = Yes)” Assigned weight = 0.5.
 - “GRX_30: Are there reports of police enforcing religious norms? (0 = No; 1 = Yes)” Assigned weight = 0.5.

Source: Pew Research Center, *Global Restrictions on Religion*.

2Biii. Legal and Regulatory Restrictions

This component is calculated as an average of selected *Global Restrictions on Religion* questions:

- “GRI_Q_2: Does the constitution or basic law include stipulations that appear to qualify or substantially contradict the concept of “religious freedom”? (0 = No; 0.33= Yes, there is a qualification; 0.67= Yes, there is a substantial contradiction and only some religious practices are protected; 1.00= Religious freedom is not provided in the first place)” Assigned weight = 1.0.
- “GRI_Q_4: Does any level of government interfere with worship or other religious practices? (0 = No; 0.33 = Yes, in a few cases; 0.67 = Yes, in many cases; 1.00 = Government prohibits worship or religious practices of one or more religious groups as a general policy)” Assigned weight = 1.0.
- “GRI_Q_5: Is public preaching by religious groups limited by any level of government? (0 = No; 0.50 = Yes, for some religious groups; 1.00 = Yes, for all religious groups)” Assigned weight = 0.5.
- “GRI_Q_7: Is converting from one religion to another limited by any level of government? (0 = No; 1.00 = Yes)” Assigned weight = 0.5.
- “GRI_Q_8: Is religious literature or broadcasting limited by any level of government? (0 = No; 1.00 = Yes)” Assigned weight = 0.5.
- “GRI_Q_9: Are foreign missionaries allowed to operate? (0 = Yes; 0.50 = Yes, but with restrictions; 1.00 = No)” Assigned weight = 1.0.
- “GRI_Q_10: Is the wearing of religious symbols, such as head coverings for women and facial hair for men, regulated by law or by any level of government? (0 = No; 1.00 = Yes)” Assigned weight = 0.5.
- “GRI_Q_13: Were there instances when the national government did not intervene in cases of discrimination or abuses against religious groups? (0 = No; 1 = Yes)” Assigned weight = 0.5.
- “GRI_Q_15: Did the national government denounce one or more religious groups by characterizing them as dangerous “cults” or “sects”? (0 = No; 1.00 = Yes)” Assigned weight = 1.0.
- “GRI_Q_16: Does any level of government formally ban any religious group? (0 = No; 1 = Yes)” Assigned weight = 0.5.
- “GRI_Q_18: Does any level of government ask religious groups to register for any reason, including to be eligible for benefits such as tax exemption? (0 = No; 0.33 = Yes, but in a nondiscriminatory way; 0.67 = Yes, and the process adverse-

ly affects the ability of some religious groups to operate; 1.00 = Yes, and the process clearly discriminates against some religious groups)” Assigned weight = 1.0.

- “GRI_Q_20_1: Does the country’s constitution or basic law recognize a favored religion or religions? (0 = No; 1.00 = Yes)” Assigned weight = 1.0.
- “GRI_Q_20_2: Do all religious groups receive the same level of government access and privileges? (0 = All religious groups are generally treated the same; 0.25 = Some religious groups have minimal privileges unavailable to other religious groups, limited to things such as inheriting buildings or properties; 0.50 = Some religious groups have general privileges or government access unavailable to other religious groups; 0.75 = One religious group has privileges or government access unavailable to other religious groups, but it is not recognized as the country’s official religion; 1.00 = One religious group has privileges or government access unavailable to other religious groups, and it is recognized by the national government as the official religion)” Assigned weight = 1.0.
- “GRI_Q_20_3_a: Does any level of government provide funds or other resources for religious education programs and/or religious schools? (0 = No; 0.50 = Yes, but with no obvious favoritism to a particular group or groups; 1.00 = Yes, and with obvious favoritism to a particular group or groups)” Assigned weight = 0.5.
- “GRI_Q_20_3_b: Does any level of government provide funds or other resources for religious property (e.g., buildings, upkeep, repair, or land)? (0 = No; 0.50 = Yes, but with no obvious favoritism to a particular group or groups; 1.00 = Yes, and with obvious favoritism to a particular group or groups)” Assigned weight = 0.5.
- “GRI_Q_20_3_c: Does any level of government provide funds or other resources for religious activities other than education or property? (0 = No; 0.50 = Yes, but with no obvious favoritism to a particular group or groups; 1.00 = Yes, and with obvious favoritism to a particular group or groups)” Assigned weight = 0.5.
- “GRI_Q_20_4: Is religious education required in public schools? (0 = No; 0.50 = Yes, by at least some local governments; 1.00 = Yes, by the national government)” Assigned weight = 1.0.
- “GRI_Q_20_5: Does the national government defer in some way to religious authorities, texts, or doctrines on legal issues? (0 = No; 1.00 = Yes)” Assigned weight = 1.0.

Source: Pew Research Center, *Global Restrictions on Religion*.

2C. ASSOCIATION, ASSEMBLY, AND CIVIL SOCIETY

2Ci. Freedom of Association

This component is from this Institutional Profiles Database question: “A1030: Freedom of association. (0 = no freedom of association; 4 = strong freedom of association.)”

Source: French Ministry of the Economy, Institutional Profiles Database.

2Cii. Freedom of Assembly

This component is from this Institutional Profiles Database question: “A1031: Freedom of assembly. (0 = no freedom of assembly; 4 = strong freedom of assembly.)”

Source: French Ministry of the Economy, Institutional Profiles Database.

2Ciii. Establishing and Operating Political Parties

This component is from this Institutional Profiles Database question: “A3090: Freedom to establish and operate organizations: political parties. (0 = no establishment and operational independence possible; 4 = total freedom to establish and operate.)”

Source: French Ministry of the Economy, Institutional Profiles Database.

2Civ. Establishing and Operating Professional Organizations

This component is from this Institutional Profiles Database question: “A3092: Freedom to establish and operate organizations: professional organizations (i.e., employers and workers unions, orders, etc.). (0 = no establishment possible; 4 = total freedom to operate.)”

Source: French Ministry of the Economy, Institutional Profiles Database.

2Cv. Establishing and Operating Educational, Sporting, and Cultural Organizations

This component is from this Institutional Profiles Database question: “A3094: Freedom to establish and operate organizations: educational, sporting, and cultural organizations. (0 = no establishment possible; 4 = total freedom to operate.)”

Source: French Ministry of the Economy, Institutional Profiles Database.

2D. EXPRESSION

2Di. Press Killed

The component measures journalists killed covering news or offering comment on public affairs in print, in photographs, on radio, on television, or online. As such, the component includes writers, editors, publishers, producers, technicians, photographers, camera operators, and directors of news organizations. Countries with three or more journalists killed per 100,000 population earn a rating of 0. As the number of journalists killed per 100,000 population moves toward zero, the rating for this component moves toward 10. A 10 rating is assigned to countries with no journalists killed.

Source: Committee to Protect Journalists, Killed Census.

2Dii. Press Jailed

The component measures journalists imprisoned for covering news or offering comment on public affairs in print, in photographs, on radio, on television, or online. As such, the component includes writers, editors, publishers, producers, technicians, photographers, camera operators, and directors of news organizations. Countries with 1 or more journalists imprisoned per 1 million population earn a rating of 0. As the number of journalists imprisoned per 1 million population moves toward zero, the rating for this component moves toward 10. A rating of 10 is assigned to countries with no journalists imprisoned.

Source: Committee to Protect Journalists, Prison Census.

2Diii. Laws and Regulations that Influence Media Content

The component measures both the laws and regulations that could influence media content and the government’s inclination to use these laws and legal institutions to restrict the media’s ability to operate. Assessed were the positive impact of legal and constitutional guarantees for freedom of expression; the potentially negative aspects of security legislation, the penal code, and other criminal statutes; penalties for libel and defamation; the existence of and ability to use freedom of information legislation; the independence of the judiciary and of official media regulatory bodies; registration requirements for both media outlets and journalists; and the ability of journalists’ groups to operate freely. A continuous score ranges from 0 to 10, where countries with more freedom of the press receive higher ratings

Source: Freedom House, *Freedom of the Press*.

2Div. Political Pressures and Controls on Media Content

The component measures the degree of political control over the content of news media. Issues examined included the editorial independence of both state-owned and privately owned media; access to information and sources; official censorship and self-censorship; the vibrancy of the media and the diversity of news available within each country; the ability of both foreign and local reporters to cover the news freely and without harassment; and the intimidation of journalists by the state or other actors, including arbitrary detention and imprisonment, violent assaults, and other threats. A continuous score ranges from 0 to 10, where countries with more freedom of the press receive higher ratings.

Source: Freedom House, *Freedom of the Press*.

2Dv. Access to Cable/Satellite

This component is from this Institutional Profiles Database question: “Freedom of information: Freedom of access to cable/satellite (television). (0 = no freedom of access to cable/satellite; 4 = complete freedom of access to cable/satellite.)”

Source: French Ministry of the Economy, Institutional Profiles Database.

2Dvi. Access to Foreign Newspapers

This component is from this Institutional Profiles Database question: “Freedom of information: Freedom of access to foreign newspapers (no seizures, censorship, etc.). (0 = no freedom of access to foreign newspapers; 4 = complete freedom of access to foreign newspapers.)”

Source: French Ministry of the Economy, Institutional Profiles Database.

2Dvii. State Control over Internet Access

This component is from this Institutional Profiles Database question: “Freedom of information: Freedom of access, navigation, and publication on the Internet. (0 = no freedom of Internet access; 4 = complete freedom of navigation and publication.)”

Source: French Ministry of the Economy, Institutional Profiles Database.

2E. RELATIONSHIPS

2Ei. Legal Gender

The component is based on the measures for sex/gender marker change, upon which rating intervals were constructed. Countries with more restrictions and requirements for sex/gender marker change received lower ratings. A rating of 10 was assigned to countries with no requirements for sex/gender marker change. A rating of 7 was assigned to countries with prohibitive medical requirements, including hormonal treatment, sterilization, and genital surgery. A rating of 0 is assigned to countries without a possibility for sex/gender marker change.

Source: Z. Chiam et al., *Trans Legal Mapping Report 2016: Recognition before the Law* (Geneva: International Lesbian, Gay, Bisexual, Trans and Intersex Association, 2016); Human Rights Watch, Country Profiles: Sexual Orientation and Gender Identity.

2Eii. Parental Rights

2Eii(a). Parental Rights: In Marriage

This subcomponent measures whether women and men have the same right to be the legal guardian of a child during marriage. A rating of 10 was assigned to countries with equal legal rights for women and men. A rating of 5 was assigned to countries where the law guarantees the same parental authority to women and men during marriage but where there are some customary, traditional, or religious practices that discriminate against women. A rating of 0 was assigned to countries where the law does not guarantee the same parental authority to women and men during marriage or where women have no rights to parental authority.

Source: OECD, *Social Institutions and Gender Index*.

2Eii(b). Parental Rights: After Divorce

This subcomponent measures whether women and men have the same right to be the legal guardian of and have custody rights over a child after divorce. A rating of 10 was assigned to countries with equal legal rights for women and men. A rating of 5 was assigned to countries where the law guarantees the same parental authority to women and men after divorce but where there are some customary, traditional, or religious practices that discriminate against women. A rating of 0 was assigned to countries where the law does not guarantee the same parental authority to women and men after divorce or where women have no rights to parental authority.

Source: OECD, *Social Institutions and Gender Index*.

2Eiii. Same-Sex Relationships

2Eiii(a). Male-to-Male Relationships

This subcomponent is based on the International Lesbian and Gay Association’s Sexual Orientation Laws Dataset on

male-to-male relationships. A rating of 10 was assigned to countries where male-to-male relationships are legal. A rating of 5 was assigned to countries where male-to-male relationships are legal only in some areas of the country. A rating of 0 was assigned to countries where male-to-male relationships are illegal.

Source: International Lesbian and Gay Association, Sexual Orientation Laws Dataset.

2Eiii(b). Female-to-Female Relationships

This subcomponent is based on the International Lesbian and Gay Association's Sexual Orientation Laws Dataset on female-to-female relationships. A rating of 10 was assigned to countries where female-to-female relationships are legal. A rating of 5 was assigned to countries where female-to-female relationships are legal only in some areas of the country. A rating of 0 was assigned to countries where female-to-female relationships are illegal.

Source: International Lesbian and Gay Association, Sexual Orientation Laws Dataset.

2Eiv. Divorce

This component measures the extent to which women and men have the same rights to initiate divorce. A rating of 10 was assigned to countries where the law guarantees the same rights to initiate divorce to both women and men. A rating of 5 was assigned to countries where the law guarantees the same rights to initiate divorce to both men and women, but where there are some customary, traditional, or religious practices that prevent or restrict some women's ability to initiate divorce. A rating of 0 was assigned to countries where the law does not guarantee the same rights to initiate divorce to men and women or where women have no rights to initiate divorce at all.

Source: OECD, *Social Institutions and Gender Index*.

ECONOMIC FREEDOM

A. SIZE OF GOVERNMENT

Ai. Government Consumption

This component is measured as general government consumption spending as a percentage of total consumption. The rating for this component, as with many of the following components, is designed to mirror the actual distribution of the raw data but on a 0-to-10 scale. The rating is equal to $(V_{\max} - V_i) / (V_{\max} - V_{\min})$ multiplied by 10. The V_i is the country's actual government consumption as a proportion of total consumption, while the V_{\max} and V_{\min} were set at 40 and 6, respectively. The 1990 data were used to derive the maximum and minimum values for this component. Countries with a larger proportion of government expenditures received lower ratings. In contrast, as the ratio approaches the maximum value, the ratio moves toward 0.

Sources: World Bank, World Development Indicators; International Monetary Fund, International Financial Statistics; United Nations National Accounts.

Aii. Transfers and Subsidies

This component is measured as general government transfers and subsidies as a share of gross domestic product (GDP). The rating for this component is equal to $(V_{\max} - V_i) / (V_{\max} - V_{\min})$ multiplied by 10. The V_i is the country's ratio of transfers and subsidies to GDP, while the V_{\max} and V_{\min} values are set at 37.2 and 0.5, respectively. The 1990 data were used to derive the maximum and minimum values for this component. The formula will generate lower ratings for countries with larger transfer sectors. When the size of a country's transfer sector approaches that of the country with the largest transfer sector during the 1990 benchmark year, the rating of the country will approach 0.

Sources: International Monetary Fund, *Government Finance Statistics Yearbook*; World Bank, World Development Indicators; International Monetary Fund, International Financial Statistics; United Nations National Accounts.

Aiii. Government Enterprises and Investment

Data on government investment as a share of total investment were used to construct the 0-to-10 ratings. Countries with more government enterprises and government investment received lower ratings. When the government investment share was generally less than 15 percent of total investment, countries were given a rating of 10. When government investment was between 15 percent and 20 percent of the total, countries received a rating of 8. When government investment was between 20 percent and 25 percent of the total, countries were rated at 7. When government investment was between 25 percent and 30 percent of the total, countries were assigned a rating of 6. When government investment was generally between 30 percent and 40 percent of the total, countries received a rating of 4. When government investment was between 40 percent and 50 percent of the total, countries were rated at 2. A rating of 0 was assigned when government investment exceeded 50 percent of total investment. In cases in which government investment data were unavailable, we used qualitative data on the scope of state-owned enterprises to assign ratings.

Sources: International Monetary Fund, *Government Finance Statistics Yearbook*; World Bank, World Development Indicators; International Monetary Fund, International Financial Statistics; World Economic Forum, *Global Competitiveness Report*; United Nations National Accounts; European Bank for Reconstruction and Development, Transition Indicators.

Aiv. Top Marginal Tax Rate

Aiv(a). Top Marginal Income Tax Rate

Countries with higher marginal tax rates that take effect at lower income thresholds received lower ratings based on the matrix on page 214 in James Gwartney, Robert Lawson, Joshua Hall, and Ryan Murphy, *Economic Freedom of the World: 2018 Annual Report* (Vancouver: Fraser Institute, 2018). The income threshold data were converted from local currency to 1982/1984 U.S. dollars (using beginning-of-year exchange rates and the U.S. Consumer Price Index). These figures include subnational rates if applicable.

Sources: PricewaterhouseCoopers, Worldwide Tax Summaries Online; PricewaterhouseCoopers, *Individual Taxes: A Worldwide Summary* (various issues).

Aiv(b). Top Marginal Income and Payroll Tax Rates

Countries with higher marginal income and payroll (wage) tax rates that take effect at lower income thresholds received lower ratings based on the matrix on page 214 in James Gwartney, Robert Lawson, Joshua Hall, and Ryan Murphy, *Economic Freedom of the World: 2018 Annual Report* (Vancouver: Fraser Institute, 2018). The income threshold data were converted from local currency to 1983 U.S. dollars (using beginning-of-year exchange rates and the U.S. Consumer Price Index). These figures include subnational rates if applicable.

Sources: PricewaterhouseCoopers, Worldwide Tax Summaries Online; PricewaterhouseCoopers, *Individual Taxes: A Worldwide Summary* (various issues).

B. LEGAL SYSTEM AND PROPERTY RIGHTS

Bi. Judicial Independence

This component is from the *Global Competitiveness Report* question: “Is the judiciary in your country independent from political influences of members of government, citizens, or firms? No—heavily influenced (= 1) or Yes—entirely independent (= 7).” The question’s wording has varied slightly over the years. All variables from the *Global Competitiveness Report* were converted from the original 1-to-7 scale to a 0-to-10 scale using this formula: $EFWi = ((GCRi - 1) \div 6) \times 10$.

Source: World Economic Forum, *Global Competitiveness Report*. In recent years, the most recently available data from the online database, which provides a two-year moving average, have been used for this component and all other components using the *Global Competitiveness Report*.

Bii. Impartial Courts

This component is from the *Global Competitiveness Report* question: “The legal framework in your country for private businesses to settle disputes and challenge the legality of government actions and/or regulations is inefficient and subject to manip-

ulation (= 1) or is efficient and follows a clear, neutral process (= 7).” The question’s wording has varied slightly over the years.

Source: World Economic Forum, *Global Competitiveness Report*. The “Rule of Law” ratings from the World Bank’s Worldwide Governance Indicators project are used to fill any values missing from the primary data source since 1995.

Biii. Protection of Property Rights

This component is from the *Global Competitiveness Report* question: “Property rights, including over financial assets, are poorly defined and not protected by law (= 1) or are clearly defined and well protected by law (= 7).”

Source: World Economic Forum, *Global Competitiveness Report*.

Biv. Military Interference in Rule of Law and Politics

This component is based on the *International Country Risk Guide* Political Risk Component G, Military in Politics: “A measure of the military’s involvement in politics. Since the military is not elected, involvement, even at a peripheral level, diminishes democratic accountability. Military involvement might stem from an external or internal threat, be symptomatic of underlying difficulties, or be a full-scale military takeover. Over the long term, a system of military government will almost certainly diminish effective governmental functioning, become corrupt, and create an uneasy environment for foreign businesses.”

Source: PRS Group, *International Country Risk Guide*; World Bank, Worldwide Governance Indicators. The “Political Stability and Absence of Violence” ratings from the World Bank’s Worldwide Governance Indicators project are used to fill any values missing from the primary data source since 1995.

Bv. Integrity of the Legal System

This component is based on the *International Country Risk Guide* Political Risk Component I for Law and Order: Two measures compose one risk component. “Each sub-component equals half of the total. The ‘law’ sub-component assesses the strength and impartiality of the legal system, and the ‘order’ sub-component assesses popular observance of the law.”

Source: PRS Group, *International Country Risk Guide*.

Bvi. Legal Enforcement of Contracts

This component is based on the World Bank’s *Doing Business* estimates for the time and money required to collect a debt. The debt is assumed to equal 200 percent of the country’s per capita income where the plaintiff has complied with the contract and judicial judgment is rendered in the plaintiff’s favor. Ratings of 0 to 10 were constructed for (1) the time cost (measured in number of calendar days required from the moment the lawsuit is filed until payment) and (2) the monetary cost of the case (measured as a percentage of the debt). These two ratings were then averaged to arrive at the final rating for this subcomponent. The formula used to calculate the 0-to-10 ratings was $(V_{max} - V_i) / (V_{max} - V_{min})$ multiplied by 10. V_i represents the time or money cost value. The values for V_{max} and V_{min} were set at 725 days and 82.3 percent (1.5 standard deviations above average in 2005) and 62 days (1.5 standard deviations below average in 2005) and 0 percent, respectively. Countries with values outside the V_{max} and V_{min} range received ratings of either 0 or 10, accordingly.

Source: World Bank, *Doing Business*.

Bvii. Regulatory Costs of the Sale of Real Property

This subcomponent is based on the World Bank’s *Doing Business* data on the time measured in days and monetary costs required to transfer ownership of property that includes land and a warehouse. Ratings of 0 to 10 were constructed for (1) the time cost (measured in number of calendar days required to transfer ownership) and (2) the monetary cost of transferring ownership (measured as a percentage of the property value). These two ratings were then averaged to arrive at the final rating for this subcomponent. The formula used to calculate the 0-to-10 ratings was $(V_{max} - V_i) / (V_{max} - V_{min})$ multiplied by 10. V_i represents the time or money cost value. The values for V_{max} and V_{min} were set at 265 days and 15 percent (1.5 standard deviations above average in 2005) and 0 days and 0 percent, respectively. Countries with values outside the V_{max} and V_{min} range received ratings of either 0 or 10, accordingly.

Source: World Bank, *Doing Business*.

Bviii. Reliability of Police

This component is from the *Global Competitiveness Report* question: “To what extent can police services be relied upon to enforce law and order in your country? (1 = Cannot be relied upon at all; 7 = Can be completely relied upon).”

Source: World Economic Forum, *Global Competitiveness Report*.

Bix. Business Costs of Crime

This component is from the *Global Competitiveness Report* question: “To what extent does the incidence of crime and violence impose costs on businesses in your country? (1 = To a great extent; 7 = Not at all).”

Source: World Economic Forum, *Global Competitiveness Report*.

C. SOUND MONEY

Ci. Money Growth

The component measures the average annual growth of the money supply in the past five years minus average annual growth of real GDP in the past 10 years. Countries where growth of the money supply greatly exceeds growth of real output receive lower ratings. The M1 money supply (basically defined as checkable deposits plus currency in circulation) figures were used to measure the growth rate of the money supply. The rating is equal to $(V_{\max} - V_i) / (V_{\max} - V_{\min})$ multiplied by 10. V_i represents the average annual growth rate of the money supply during the past five years adjusted for the growth of real GDP during the previous 10 years. The values for V_{\min} and V_{\max} were set at 0 and 50 percent, respectively. Therefore, if the adjusted growth rate of the money supply during the past five years was 0, indicating that money growth was equal to the long-term growth of real output, the formula generates a rating of 10. Ratings decline as the adjusted growth of the money supply increases toward 50 percent. When the adjusted annual money growth is equal to (or greater than) 50 percent, a rating of 0 results.

Sources: World Bank, World Development Indicators; International Monetary Fund, International Financial Statistics; United Nations National Accounts.

Cii. Standard Deviation of Inflation

The component measures the standard deviation of the inflation rate over the past five years. Generally, the GDP deflator was used as the measure of inflation for this component. When those data were unavailable, the Consumer Price Index (CPI) was used. The following formula was used to determine the 0-to-10 scale rating for each country: $(V_{\max} - V_i) / (V_{\max} - V_{\min})$ multiplied by 10. V_i represents the country's standard deviation of the annual rate of inflation during the past five years. The values for V_{\min} and V_{\max} were set at 0 and 25 percent, respectively. This procedure will allocate the highest ratings to the countries with the least variation in the annual rate of inflation. A perfect 10 results when there is no variation in the rate of inflation over the five-year period. Ratings will decline toward 0 as the standard deviation of the inflation rate approaches 25 percent annually.

Sources: World Bank, World Development Indicators; International Monetary Fund, International Financial Statistics.

Ciii. Inflation: Most Recent Year

Generally, the CPI was used as the measure of inflation for this component because it is often available before the GDP deflator is available. When those data were unavailable, the GDP deflator inflation rate was used. The 0-to-10 country ratings were derived by the following formula: $(V_{\max} - V_i) / (V_{\max} - V_{\min})$ multiplied by 10. V_i represents the rate of inflation during the most recent year. The values for V_{\min} and V_{\max} were set at 0 and 50 percent, respectively—the lower the rate of inflation, the higher the rating. Countries that achieve perfect price stability earn a rating of 10. As the inflation rate moves toward a 50 percent annual rate, the rating for this component moves toward 0. A 0 rating is assigned to all countries with an inflation rate of 50 percent or more.

Sources: World Bank, World Development Indicators; International Monetary Fund, International Financial Statistics.

Civ. Freedom to Own Foreign Currency Bank Accounts

When foreign currency bank accounts were permissible without any restrictions both domestically and abroad, the rating was 10; when these accounts were restricted, the rating was 0. If foreign currency bank accounts were permissible domestically but not abroad (or vice versa), the rating was 5.

Sources: International Monetary Fund, *Annual Report on Exchange Arrangements and Exchange Restrictions*.

D FREEDOM TO TRADE INTERNATIONALLY

Di. Tariffs

Di(a). Revenues from Trade Taxes (% of trade sector)

This subcomponent measures the amount of tax on international trade as a share of exports and imports. The formula used to calculate the ratings for this subcomponent was $(V_{\max} - V_i) / (V_{\max} - V_{\min})$ multiplied by 10. V_i represents the revenue derived from taxes on international trade as a share of the trade sector. The values for V_{\min} and V_{\max} were set at 0 and 15 percent, respectively. This formula leads to lower ratings as the average tax rate on international trade increases. Countries with no specific taxes on international trade earn a perfect 10. As the revenues from these taxes rise toward 15 percent of international trade, ratings decline toward 0.

Sources: International Monetary Fund, *Government Finance Statistics Yearbook*; International Monetary Fund, International Financial Statistics.

Di(b). Mean Tariff Rate

This subcomponent is based on the unweighted mean of tariff rates. The formula used to calculate the 0-to-10 rating for each country was $(V_{\max} - V_i) / (V_{\max} - V_{\min})$ multiplied by 10. V_i represents the country's mean tariff rate. The values for V_{\min} and V_{\max} were set at 0 and 50 percent, respectively. This formula will allocate a rating of 10 to countries that do not impose tariffs. As the mean tariff rate increases, countries are assigned lower ratings. The rating will decline toward 0 as the mean tariff rate approaches 50 percent. (Note that, except for two or three extreme observations, all countries have mean tariff rates within this range from 0 to 50 percent.)

Source: World Trade Organization, *World Tariff Profiles*.

Di(c). Standard Deviation of Tariff Rates

Compared with a uniform tariff, wide variations in tariff rates indicate greater efforts toward central planning of the economy's production and consumption patterns. Thus, countries with a greater variation in their tariff rates are given lower ratings. The formula used to calculate the 0-to-10 ratings for this component was $(V_{\max} - V_i) / (V_{\max} - V_{\min})$ multiplied by 10. V_i represents the standard deviation of the country's tariff rates. The values for V_{\min} and V_{\max} were set at 0 and 25 percent, respectively. This formula will allocate a rating of 10 to countries that impose a uniform tariff. As the standard deviation of tariff rates increases toward 25 percent, ratings decline toward 0. (Note that, except for a few very extreme observations, the standard deviations of the tariff rates for the countries in our study fall within this 0 to 25 percent range.)

Source: World Trade Organization, *World Tariff Profiles*.

Dii. Regulatory Trade Barriers

Dii(a). Non-tariff Trade Barriers

This subcomponent is based on the *Global Competitiveness Report* survey question: "In your country, tariff and non-tariff barriers significantly reduce the ability of imported goods to compete in the domestic market. 1–7 (best)." The question's wording has varied slightly over the years. Note, notwithstanding the subcomponent's title, this indicator captures both tariff and non-tariff barriers.

Source: World Economic Forum, *Global Competitiveness Report*.

Dii(b). Compliance Cost of Importing and Exporting

This subcomponent is based on the World Bank's *Doing Business* data on the time (i.e., nonmoney) cost of procedures required to import a full 20-foot container of dry goods that contains no hazardous or military items. Countries where it takes longer to import or export are given lower ratings. Ratings of 0 to 10 were constructed for (1) the time cost (in hours) associated with border compliance and documentary compliance when exporting and (2) the time cost (in hours) associated with border compliance and documentary compliance when importing. These two ratings were then averaged to arrive at the final rating for this subcomponent. The formula used to calculate the 0-to-10 ratings was $(V_{\max} - V_i) / (V_{\max} - V_{\min})$ multiplied by 10. V_i represents the time cost value. The values for V_{\max} and V_{\min} were set, respectively, at 228.38 and 0 hours (1.5 standard deviations above average in 2014) for exporting and 338.00 hours (1.5 standard deviations below average in 2014) and 0 hours for importing. Countries with values outside the V_{\max} and V_{\min} range received ratings of either 0 or 10, accordingly.

Source: World Bank, *Doing Business*.

Diii. Black-Market Exchange Rates

This component is based on the percentage difference between the official and the parallel (black-market) exchange rate. The formula used to calculate the 0-to-10 ratings for this component was the following: $(V_{\max} - V_i) / (V_{\max} - V_{\min})$ multiplied by 10. V_i is the country's black-market exchange-rate premium. The values for V_{\min} and V_{\max} were set at 0 and 50 percent, respectively. This formula will allocate a rating of 10 to countries without a black-market exchange rate; that is, those with a domestic currency that is fully convertible without restrictions. When exchange-rate controls are present and a black market exists, the ratings will decline toward 0 as the black-market premium increases toward 50 percent. A 0 rating is given when the black-market premium is equal to, or greater than, 50 percent.

Source: Monetary Research Institute, *MRI Bankers' Guide to Foreign Currency*.

Div. Controls of the Movement of Capital and People

Div(a). Foreign Ownership/Investment Restrictions

This subcomponent is based on the following two questions from the *Global Competitiveness Report*: (1) "How prevalent is foreign ownership of companies in your country? 1 = Very rare, 7 = Highly prevalent"; (2) "How restrictive are regulations in your country relating to international capital flows? 1 = Highly restrictive, 7 = Not restrictive at all." The wording of the questions has varied slightly over the years.

Source: World Economic Forum, *Global Competitiveness Report*.

Div(b). Capital Controls

The International Monetary Fund reports on up to 13 types of international capital controls. The 0-to-10 rating is the percentage of capital controls not levied as a share of the total number of capital controls listed, multiplied by 10.

Source: International Monetary Fund, *Annual Report on Exchange Arrangements and Exchange Restrictions*.

Div(c). Freedom of Foreigners to Visit

This component measures the percentage of countries for which a country requires a visa from foreign visitors. It reflects the freedom of foreigners to travel to this country for tourist and short-term business purposes. The formula used to calculate the 0-to-10 ratings was $(V_i - V_{\min}) / (V_{\max} - V_{\min})$ multiplied by 10. V_i represents the component value. The values for V_{\max} and V_{\min} were set at 47.2 (1 standard deviation above average) and 0. Countries with values outside the V_{\max} and V_{\min} range received ratings of either 0 or 10, accordingly.

Sources: Robert Lawson and Jayme Lemke, "Travel Visas," *Public Choice* 154, no. 1-2 (2012): 17-36; authors' calculations.

E. REGULATION

Ei. Credit Market Regulations

Ei(a). Ownership of Banks

Data on the percentage of bank deposits held in privately owned banks were used to construct rating intervals. Countries with larger shares of privately held deposits received higher ratings. When privately held deposits totaled between 95 percent and 100 percent, countries were given a rating of 10. When private deposits constituted between 75 percent and 95 percent of the total, a rating of 8 was assigned. When private deposits were between 40 percent and 75 percent of the total, the rating was 5. When private deposits totaled between 10 percent and 40 percent, countries received a rating of 2. A 0 rating was assigned when private deposits were 10 percent or less of the total.

Sources: World Bank, Bank Regulation and Supervision Survey; James R. Barth, Gerard Caprio Jr., and Ross Levine, *Rethinking Bank Regulation: Till Angels Govern* (New York: Cambridge University Press, 2006).

Ei(b). Private Sector Credit

This subcomponent measures the extent of government borrowing relative to borrowing by the private sector. Greater government borrowing indicates more central planning and results in lower ratings. If the data are available, this subcomponent is calculated as the government fiscal deficit as a share of gross saving. Since the deficit is expressed as a negative value, higher numerical values result in higher ratings. The formula used to derive the country ratings for this subcomponent was $(-V_{\max} - V_i) / (V_{\max} + V_{\min})$ multiplied by 10. V_i is the ratio of deficit to gross investment, and the values for V_{\max} and V_{\min} are set at 0 and -100.0 percent, respectively. The formula allocates higher ratings as the deficit gets smaller (that is, closer to zero) relative to gross saving.

If the deficit data are not available, the component is instead based on the share of private credit to total credit extended in the banking sector. Higher values are indicative of greater economic freedom. Thus, the formula used to derive the country ratings for this subcomponent was $(V_i - V_{\min}) / (V_{\max} - V_{\min})$ multiplied by 10. V_i is the share of the country's total domestic credit allocated to the private sector and the values for V_{\max} and V_{\min} are set at 99.9 percent and 10.0 percent, respectively. The 1990 data were used to derive the maximum and minimum values for this component. The formula allocates higher ratings as the share of credit extended to the private sector increases.

Sources: World Bank, World Development Indicators; World Economic Forum, *Global Competitiveness Report*; International Monetary Fund, International Financial Statistics.

Ei(c). Interest Rate Controls/Negative Real Interest Rates

Data on credit-market controls and regulations were used to construct rating intervals. Countries with interest rates determined by the market, stable monetary policy, and reasonable real-deposit and lending-rate spreads received higher ratings. When interest rates were determined primarily by market forces as evidenced by reasonable deposit and lending-rate spreads, and when real interest rates were positive, countries were given a rating of 10. When interest rates were primarily market determined but the real rates were sometimes slightly negative (less than 5 percent) or the differential between the deposit and lending rates was large (8 percent or more), countries received a rating of 8. When the real deposit or lending rate was persistently negative by a single-digit amount or the differential between them was regulated by the government, countries were rated at 6. When the deposit and lending rates were fixed by the government and the real rates were often negative by single-digit amounts, countries were assigned a rating of 4. When the real deposit or lending rate was persistently negative by a double-digit amount, countries received a rating of 2. A 0 rating was assigned when the deposit and lending rates were fixed by the government and real rates were persistently negative by double-digit amounts or hyperinflation had virtually eliminated the credit market.

Sources: World Bank, World Development Indicators; International Monetary Fund, International Financial Statistics; U.S. Central Intelligence Agency, *The World Factbook*.

Eii. Labor Market Regulations

Eii(a). Hiring Regulations and Minimum Wage

This subcomponent is based on the “Employing Workers” section of the World Bank’s *Doing Business* and uses the following components: (1) whether fixed-term contracts are prohibited for permanent tasks; (2) the maximum cumulative duration of fixed-term contracts; and (3) the ratio of the minimum wage for a trainee or first-time employee to the average value added per worker. An economy is assigned a score of 1 if fixed-term contracts are prohibited for permanent tasks and a score of 0 if they can be used for any task. A score of 1 is assigned if the maximum cumulative duration of fixed-term contracts is less than 3 years; 0.5 if it is 3 years or more but less than 5 years; and 0 if fixed-term contracts can last 5 years or more. Finally, a score of 1 is assigned if the ratio of the minimum wage to the average value added per worker is 0.75 or more; 0.67 for a ratio of 0.50 or more but less than 0.75; 0.33 for a ratio of 0.25 or more but less than 0.50; and 0 for a ratio of less than 0.25.

Source: World Bank, *Doing Business*.

Eii(b). Hiring and Firing Regulations

This subcomponent is based on the *Global Competitiveness Report* question: “The hiring and firing of workers is impeded by regulations (= 1) or flexibly determined by employers (= 7).” The question’s wording has varied over the years.

Source: World Economic Forum, *Global Competitiveness Report*.

Eii(c). Centralized Collective Bargaining

This subcomponent is based on the *Global Competitiveness Report* question: “Wages in your country are set by a centralized bargaining process (= 1) or up to each individual company (= 7).” The wording of the question has varied over the years.

Source: World Economic Forum, *Global Competitiveness Report*.

Eii(d). Hours Regulations

This subcomponent, based on the “Employing Labor” section in the World Bank’s *Doing Business*, uses the following five components: (1) whether there are restrictions on night work; (2) whether there are restrictions on holiday work; (3) whether the length of the work week can be 5.5 days or longer; (4) whether there are restrictions on overtime work; and (5) whether the average paid annual leave is 21 working days or more. For each question, when the regulations apply, a score of 1 is given. If there are no restrictions, the economy receives a score of 0. The 0-to-10 rating is based on how many of these regulations are in place: no regulations results in a rating of 10; one regulation results in a rating of 8; and so on.

Source: World Bank, *Doing Business*.

Eii(e). Mandated Cost of Worker Dismissal

This subcomponent is based on the World Bank’s *Doing Business* data on the cost of the advance notice requirements, severance payments, and penalties due when dismissing a redundant worker with 10-years tenure. The formula used to calculate the 0-to-10 ratings was $(V_{\max} - V_i) / (V_{\max} - V_{\min})$ multiplied by 10. V_i represents the dismissal cost (measured in weeks of wages). The values for V_{\max} and V_{\min} were set at 58 weeks (1.5 standard deviations above average in 2005) and 0 weeks, respectively. Countries with values outside the V_{\max} and V_{\min} range received ratings of either 0 or 10, accordingly.

Source: World Bank, *Doing Business*.

Eii(f). Conscription

Data on the use and duration of military conscription were used to construct rating intervals. Countries with longer conscription periods received lower ratings. A rating of 10 was assigned to countries without military conscription. When length of conscription was six months or less, countries were given a rating of 5. When length of conscription was more than six months but not more than 12 months, countries were rated at 3. When length of conscription was more than 12 months but not more than 18 months, countries were assigned a rating of 1. When conscription periods exceeded 18 months, countries were rated 0. If conscription was present but apparently not strictly enforced or the length of service could not be

determined, the country was given a rating of 3. In cases where it is clear conscription is never used, even though it may be possible, a rating of 10 is given. If a country's mandated national service includes clear nonmilitary options, the country was given a rating of 5.

Sources: International Institute for Strategic Studies, *The Military Balance*; War Resisters International, World Survey of Conscription and Conscientious Objection to Military Service; additional online sources used as necessary.

Eiii. Business Regulations

Eiii(a). Administrative Requirements

This subcomponent is based on the *Global Competitiveness Report* question: "Complying with administrative requirements (permits, regulations, reporting) issued by the government in your country is (1 = burdensome, 7 = not burdensome)." The question's wording has varied slightly over the years.

Source: World Economic Forum, *Global Competitiveness Report*.

Eiii(b). Bureaucracy Costs

This subcomponent is based on the "Regulatory Burden Risk Ratings" from IHS Markit, which measures "[t]he risk that normal business operations become more costly due to the regulatory environment. This includes regulatory compliance and bureaucratic inefficiency and/or opacity. Regulatory burdens vary across sectors so scoring should give greater weight to sectors contributing the most to the economy." The raw scores range, roughly, from 0 to 7, with higher values indicating greater risk. The formula used to calculate the 0-to-10 ratings was: $(V_{\max} - V_i) / (V_{\max} - V_{\min})$ multiplied by 10. V_i is the country's Regulatory Burden rating, while the V_{\max} and V_{\min} were set at 5 and 0.5, respectively. These ratings were first published for 2014, and the 2014 ratings were used for 2012–2013.

Source: IHS Markit.

Eiii(c). Starting a Business

This subcomponent is based on the World Bank's *Doing Business* data on the amount of time and money it takes to start a new limited liability business. Countries where it takes longer or is costlier to start a new business are given lower ratings. Ratings of 0 to 10 were constructed for three variables: (1) time (measured in days) necessary to comply with regulations when starting a limited liability company; (2) money costs of the fees paid to regulatory authorities (measured as a share of per capita income); and (3) minimum capital requirements—that is, funds that must be deposited into a company bank account (measured as a share of per capita income). These three ratings were then averaged to arrive at the final rating for this subcomponent. The formula used to calculate the 0-to-10 ratings was $(V_{\max} - V_i) / (V_{\max} - V_{\min})$ multiplied by 10. V_i represents the variable value. The values for V_{\max} and V_{\min} were set at 104 days, 317 percent, and 1,017 percent (1.5 standard deviations above average in 2005) and 0 days, 0 percent, and 0 percent, respectively. Countries with values outside the V_{\max} and V_{\min} range received ratings of either 0 or 10, accordingly.

Source: World Bank, *Doing Business*.

Eiii(d). Extra Payments/Bribes/Favoritism

This subcomponent is based on the *Global Competitiveness Report* questions: (1) "In your industry, how commonly would you estimate that firms make undocumented extra payments or bribes connected with the following: A – Import and export permits; B – Connection to public utilities (e.g., telephone or electricity); C – Annual tax payments; D – Awarding of public contracts (investment projects); E – Getting favourable judicial decisions. Common (= 1), Never occur (= 7)"; (2) "Do illegal payments aimed at influencing government policies, laws, or regulations have an impact on companies in your country? 1 = Yes, significant negative impact, 7 = No, no impact at all"; (3) "To what extent do government officials in your country show favouritism to well-connected firms and individuals when deciding upon policies and contracts? 1 = Always show favouritism, 7 = Never show favouritism." The wording of the questions has varied slightly over the years.

Source: World Economic Forum, *Global Competitiveness Report*.

Eiii(e). Licensing Restrictions

This subcomponent is based on the World Bank's *Doing Business* data on the time in days and monetary costs required to obtain a license to construct a standard warehouse. Ratings of 0 to 10 were constructed for (1) the time cost (measured in number of calendar days required to obtain a license) and (2) the monetary cost of obtaining the license (measured as a share of per capita income). These two ratings were then averaged to arrive at the final rating for this subcomponent. The formula used to calculate the 0-to-10 ratings was $(V_{\max} - V_i) / (V_{\max} - V_{\min})$ multiplied by 10. V_i represents the time or money cost value. The values for V_{\max} and V_{\min} were set at 363 days and 2,763 percent (1.5 standard deviations above average in 2005) and 56 days (1.5 standard deviations below average in 2005) and 0 percent, respectively. Countries with values outside the V_{\max} and V_{\min} range received ratings of either 0 or 10, accordingly.

Source: World Bank, *Doing Business*.

Eiii(f). Cost of Tax Compliance

This subcomponent is based on the World Bank's *Doing Business* data on the time required per year for a business to prepare, file, and pay taxes on corporate income, value added or sales taxes, and taxes on labor. The formula used to calculate the 0-to-10 ratings was $(V_{\max} - V_i) / (V_{\max} - V_{\min})$ multiplied by 10. V_i represents the time cost (measured in hours) of tax compliance. The values for V_{\max} and V_{\min} were set at 892 hours (1.5 standard deviations above average in 2005) and 0 hours, respectively. Countries with values outside the V_{\max} and V_{\min} range received ratings of either 0 or 10, accordingly.

Source: World Bank, *Doing Business*.

NOTES

1. That work can be found in the annual *Economic Freedom of the World* reports coauthored by James Gwartney, Robert Lawson, and Joshua Hall (Vancouver: Fraser Institute). See also Joshua Hall and Robert Lawson, “Economic Freedom of the World: An Accounting of the Literature,” *Contemporary Economic Policy* 32, no. 1 (2014): 1–19.
2. Some of those preliminary papers can be found in Fred McMahon, ed., *Towards a Worldwide Index of Human Freedom* (Vancouver: Fraser Institute, 2012).
3. John Locke, *Two Treatises of Civil Government*, Second Treatise, 1689, ed. Thomas Hollis (London: A. Millar et al., 1764; Liberty Fund, at Online Library of Liberty), <http://files.libertyfund.org/pll/titles/222.html>.
4. See George H. Smith, *The System of Liberty: Themes in the History of Classical Liberalism* (New York: Cambridge University Press, 2013), especially chapter 7 (pp. 133–51), on “The Idea of Freedom,” and Tom G. Palmer, *Realizing Freedom: Libertarian Theory, History, and Practice* (Washington: Cato Institute, 2009).
5. Isaiah Berlin, “Two Concepts of Liberty,” in Isaiah Berlin, *Four Essays on Liberty* (Oxford: Oxford University Press, 1969). The justification for relying on the concept of negative freedom is discussed at length in Fred McMahon, “Human Freedom from Pericles to Measurement,” in Fred McMahon, ed., *Towards a Worldwide Index of Human Freedom* (Vancouver: Fraser Institute, 2012).
6. See McMahon, “Human Freedom from Pericles to Measurement,” and Palmer, *Realizing Freedom*, especially chapter 3 (pp. 23–42), “Freedom Properly Understood,” in which he critiques Amartya Sen’s capability approach to defining freedom. See also Jean-Pierre Chauffour, *The Power of Freedom: Uniting Human Rights and Development* (Washington: Cato Institute, 2009).
7. McMahon, *Towards a Worldwide Index*, p. 3.
8. Democracy, as is widely believed, may be more consistent than other forms of government at safeguarding freedom, but many philosophers of freedom, such as Berlin, draw a distinction between freedom and democracy. See Berlin, “Two Concepts of Liberty.”
9. Gwartney et al., *Economic Freedom of the World: 1975–1995* (Vancouver: Fraser Institute, 1996), p. 12.
10. See McMahon, *Towards a Worldwide Index*.
11. F. A. Hayek, *The Constitution of Liberty* (Chicago: University of Chicago Press, 1960), p. 137.
12. Locke, *Two Treatises of Civil Government*, ch. VI, para. 57.
13. Hayek, *The Constitution of Liberty*, p. 154.
14. World Justice Project research team, *WJP Rule of Law Index 2012–2013* (Washington: World Justice Project, 2012), *WJP Rule of Law Index 2014* (Washington: World Justice Project, 2014); *WJP Rule of Law Index 2015* (Washington: World Justice Project, 2015), and *WJP Rule of Law Index 2016* (Washington: World Justice Project, 2016). This source provides data for 92 countries in our index for years 2008 and 2009, for 94 countries for the years 2010 and 2011, for 95 countries for the years 2012 and 2013, for 99 countries for the year 2014, and for 104 countries for the year 2015. To derive Rule of Law ratings for the remaining countries in our index, we regressed the WJP Rule of Law measures we constructed with the rule of law measures from the World Bank’s *Governance Indicators* (which produced a correlation coefficient of 0.93 using the 2012 WJP report, 0.95 using the 2014 WJP report, 0.94 using the 2015 WJP report, and 0.92 using the 2016 WJP report).
15. For the exact survey questions the WJP used to derive these measures, see the “Methodology” section of the *WJP Rule of Law Index* website, worldjusticeproject.org/methodology.

16. Hayek, *The Constitution of Liberty*, p. 153.

17. McMahon brings up the problem of “how restrictions on freedom that are designed to enhance freedom should be measured” in the brief, “Some Issues Concerning the Scope of a Freedom Measure,” presented in a colloquium in Potsdam, Germany, in June 2010, organized by the Friedrich Naumann Foundation.

18. Two of the seven variables are made up of the average of two subvariables. Equal Inheritance Rights is the aver-

age of inheritance rights of spouses and inheritance rights of daughters, and Parental Rights is the average of parental rights in marriage and parental rights after divorce. Thus, the overall *Human Freedom Index* includes nine indicators on women-specific freedoms, but this graph averages the seven indicators mentioned.

19. Milton Friedman, foreword to *Economic Freedom of the World: 1975–1995*, by Gwartney et al., p. vii.

ABOUT THE AUTHORS

Ian Vásquez is the director of the Center for Global Liberty and Prosperity at the Cato Institute and a columnist at *El Comercio*, a newspaper in Peru.

Tanja Porčnik is president and cofounder of the Visio Institute, a think tank based in Slovenia, and an adjunct scholar of the Cato Institute. She was formerly a senior fellow at the Atlas Economic Research Foundation; a government teaching fellow at the American Institute on Political and Economic Systems in Prague, Czech Republic (a joint program of Georgetown University and the Fund for American Studies); and a research associate and manager of external relations at the Cato Institute.

ABOUT THE COPUBLISHERS

Cato Institute

The Cato Institute is a public policy research foundation dedicated to broadening the parameters of public policy debate to allow consideration of more options that are consistent with the principles of limited government, individual liberty, and peace. To that end, the Institute strives to achieve greater involvement of the intelligent, concerned lay public in questions of policy and the proper role of government through an extensive program of publications and seminars. The Institute is based in Washington, D.C.

Fraser Institute

Founded in 1974, the Fraser Institute is an independent research and educational organization with offices across Canada and international partners in over 90 nations and territories. Our mission is to improve the quality of life for Canadians, their families, and future generations by studying, measuring, and broadly communicating the effects of government policies, entrepreneurship, and choice on their well-being. Our work is financed by tax-deductible contributions from thousands of individuals, organizations, and foundations. In order to protect its independence, the Institute does not accept grants from government or contracts for research.

Liberales Institut

The Liberales Institut is the think tank of the Friedrich Naumann Foundation for Freedom, based in Potsdam, Germany. It spreads liberal and free-market ideas through publications, the analysis of political trends, and the promotion of research. It aims to promote the goal of making freedom valid for the dignity of all people and in all areas of society, both in Germany and abroad. Its policies work toward promoting the rule of law, democracy, and the worldwide liberalization of all markets: information, technology, goods and services, as well as currency and capital markets. The Institute organizes conferences and workshops to stimulate an intellectual exchange among liberals around the world.

ASSOCIATE COPUBLISHERS

The Institute of Economic Analysis

The Institute of Economic Analysis (IEA) is an independent, nongovernmental, nonpartisan, nonprofit research center established in 1994 in Moscow, Russia. The IEA conducts research on economic, social, political, legal, energy, climate, international relations, and security issues and policies related to Russia, post-Soviet states, and other countries in transition. The IEA has advised Russian authorities on a wide range of economic, social, and foreign policy reforms that have led to the doubling of Russia's gross domestic product within 10 years (1998–2008) and to Russia's joining the G8 club in 2002. Currently, the IEA focuses on advising the Russian and international expert community and public at large on building rule-of-law-based, democratic, open, tolerant, and free societies and polities in Russia and in neighboring countries.

Visio Institute

The Visio Institute is an independent, nonpartisan research organization based in Slovenia. Its aim is to develop and promote public policy and institutional reform proposals to foster an open, free, developed, and just society in Slovenia. To that end, the Visio Institute organizes events, produces publications, and appears regularly in the media.



www.cato.org



www.fraserinstitute.org

Friedrich Naumann
STIFTUNG

FÜR DIE FREIHEIT

www.freiheit.org